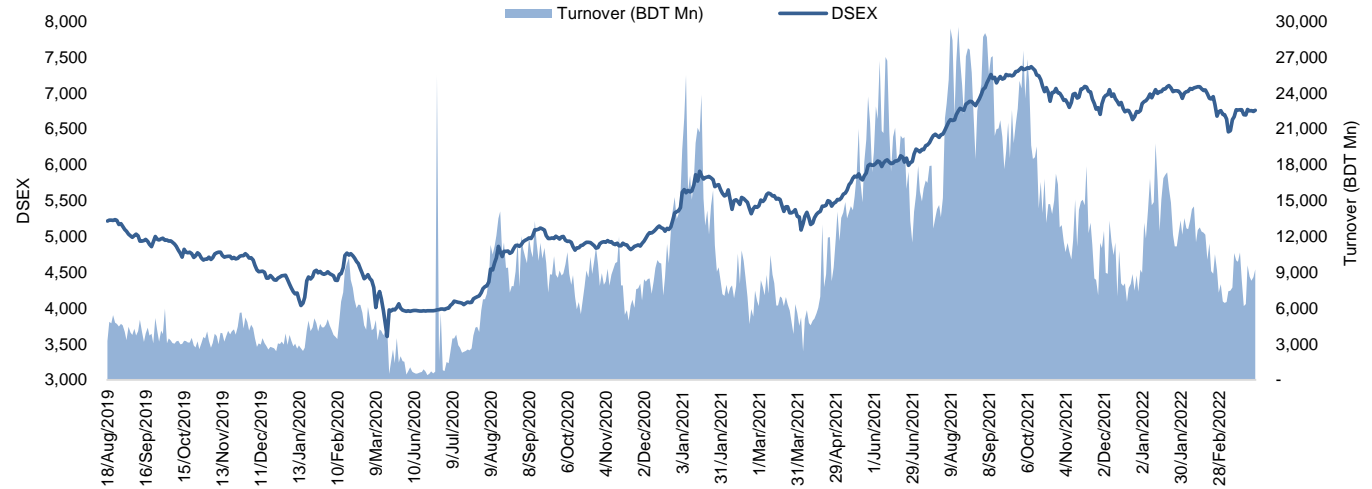


The market closed in green today. The benchmark index DSEX (+0.25%) gained 16.62 points and closed at 6,758.17. The blue-chip index DS30 (+0.21%), the Shariah-based index DSES (+0.51%), and the large-cap index CDSET (+0.21%) closed at 2,468.06, 1,465.46, and 1,340.30 points, respectively. Large-cap sectors posted mixed performance today. Fuel & Power booked the highest gain of 0.85% followed by Telecommunication (+0.41%), Pharmaceutical (+0.01%). NBFi experienced the highest loss of 1.07% followed by Bank (-0.17%), Food & Allied (-0.17%), Engineering (-0.12%). Block trades contributed 0.8% of the overall market turnover. Bangladesh Export Import Company Ltd. (-1.4%) was the most traded share with a turnover of BDT 486 million.

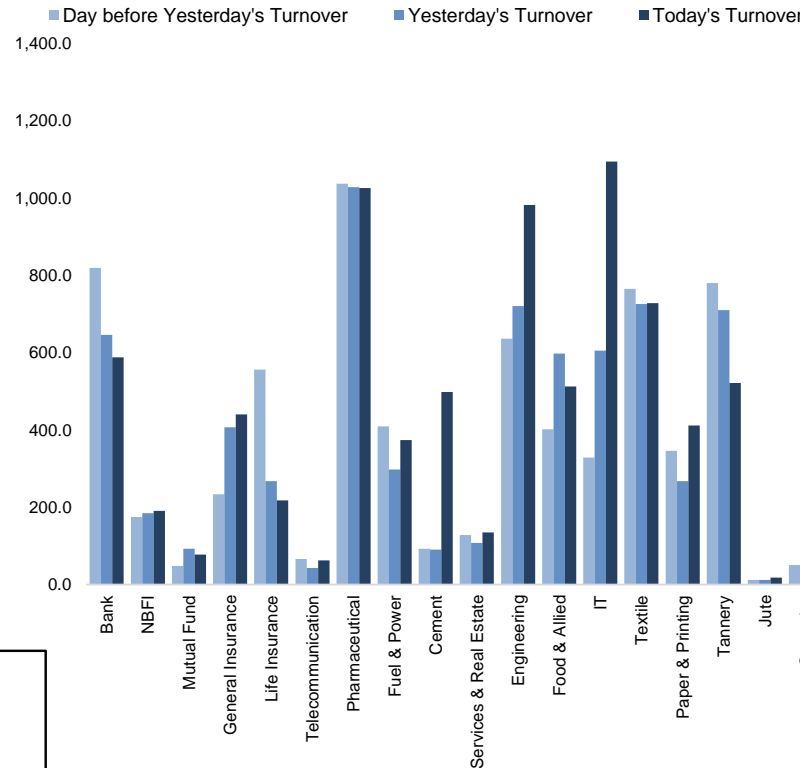


Index	Closing	Opening	Point Δ	%Δ	YTD %Δ
DSEX	6,758.17	6,741.55	+16.62	+0.25%	+0.0%
DS30	2,468.06	2,462.91	+5.15	+0.21%	-2.5%
DSES	1,465.46	1,458.07	+7.39	+0.51%	+2.4%
CDSET	1,340.30	1,337.46	+2.84	+0.21%	-1.4%

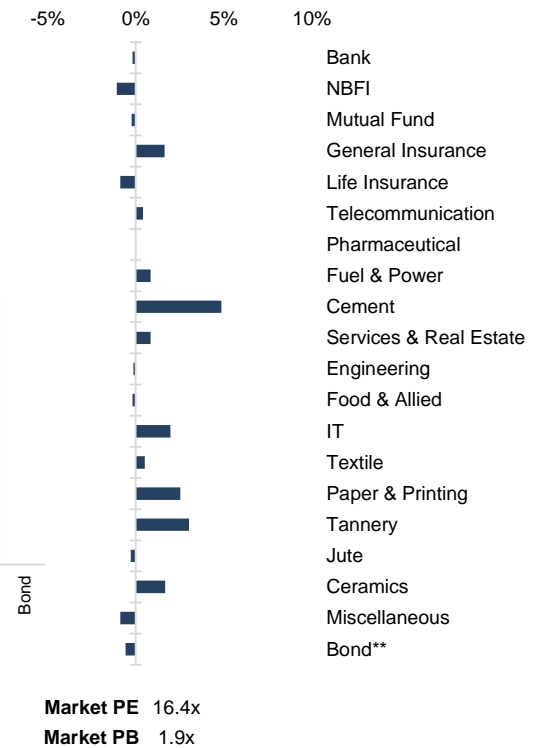
	Advanced	Declined	Unchanged	Total
All Category	176	153	50	379
A Category (Equity)	126	102	35	263
B Category (Equity)	35	40	12	87
N Category (Equity)	3	2	0	5
Z Category (Equity)	12	9	3	24
Mutual Funds	10	12	13	35
Corporate Bonds	0	3	0	3

		Today	Last Day	Daily %Δ
Mcap	Mn BDT	5,392,716	5,380,889	+0.2%
	Mn USD	62,706	62,568	
Turnover	Mn BDT	9,246	8,589	+7.6%
	Mn USD	108	100	
Volume	Mn Shares	182	186	-2.1%
No. of Trade		169,091	146,021	+15.8%

**Figure: Sectorial Turnover (BDT)**



**Figure: Sectorial Mcap Change**



**Market PE** 16.4x  
**Market PB** 1.9x

<b>Fahim Hassan</b> Research Associate (880) 1709636546 fahim.hassan@bracepl.com	<b>Md. Mahmudul Hasan</b> Junior Research Associate (880) 1708805201 mmahmudul.hasan@bracepl.com
---	---

Sector Index	Closing	Opening	Points Δ	%Δ	No. of Companies	Mcap (BDT Mn)	% of Total Mcap	Turnover (BDT Mn)	% of Total Turnover	PE	PB	Top Twenty Market Cap	Mcap (BDT Mn)	% of Total Mcap	Turnover (BDT Mn)	PE	PB
Bank	1,565	1,568	-2.72	-0.17%	33	724,711	15.1%	587.8	6.8%	8.0x	0.8x	GP	446,814	9.3%	34.1	13.1x	9.0x
NBFI	1,997	2,018	-21.70	-1.07%	23	194,503	4.1%	190.4	2.2%	NM	3.5x	WALTONHIL	327,223	6.8%	3.0	22.7x	3.5x
Mutual Fund	893	895	-1.99	-0.22%	36	39,765	0.8%	77.8	0.9%	NM	0.8x	BATBC	315,954	6.6%	72.4	21.1x	8.6x
General Insurance	3,932	3,868	+63.86	+1.65%	40	115,197	2.4%	439.8	5.1%	18.4x	2.0x	SQURPHARMA	195,462	4.1%	106.9	11.0x	2.1x
Life Insurance	2,624	2,646	-22.83	-0.86%	13	74,043	1.5%	217.7	2.5%	NM	NM	ROBI	177,042	3.7%	11.8	99.4x	2.7x
Telecommunication	5,575	5,552	+22.96	+0.41%	3	658,289	13.7%	62.1	0.7%	17.2x	5.2x	UPGDCL	146,373	3.1%	11.9	11.9x	4.9x
Pharmaceutical	3,897	3,896	+0.49	+0.01%	32	726,769	15.2%	1,025.5	11.9%	18.1x	2.7x	RENATA	143,681	3.0%	12.9	26.6x	5.3x
Fuel & Power	1,840	1,825	+15.56	+0.85%	23	480,307	10.0%	373.7	4.3%	11.8x	1.2x	BEXIMCO	134,953	2.8%	486.5	10.8x	1.8x
Cement	2,694	2,569	+125.14	+4.87%	7	132,803	2.8%	497.7	5.8%	20.1x	2.7x	LHBL	89,077	1.9%	463.6	23.0x	4.5x
Services & Real Estate	1,456	1,444	+12.19	+0.84%	8	55,548	1.2%	135.1	1.6%	NM	1.1x	ICB	82,918	1.7%	25.0	43.1x	1.9x
Engineering	4,742	4,748	-5.81	-0.12%	42	554,680	11.6%	981.7	11.4%	18.8x	2.0x	BERGERPBL	81,607	1.7%	0.4	27.0x	7.4x
Food & Allied	23,766	23,807	-40.35	-0.17%	21	420,071	8.8%	512.2	5.9%	26.1x	9.0x	BXPHARMA	79,408	1.7%	98.0	13.0x	2.1x
IT	3,326	3,262	+64.27	+1.97%	11	41,908	0.9%	1,094.1	12.7%	33.5x	2.9x	MARICO	74,157	1.5%	7.5	21.5x	28.7x
Textile	1,633	1,624	+8.55	+0.53%	58	176,186	3.7%	727.7	8.4%	29.9x	1.1x	BRACBANK	69,469	1.4%	36.7	12.7x	1.2x
Paper & Printing	10,191	9,939	+251.63	+2.53%	6	36,713	0.8%	411.6	4.8%	NM	2.5x	BEACONPHAR	53,292	1.1%	95.3	45.5x	9.5x
Tannery	3,954	3,837	+116.68	+3.04%	6	41,870	0.9%	521.2	6.0%	NM	4.1x	ISLAMIBANK	52,325	1.1%	2.3	9.7x	0.8x
Jute	8,956	8,980	-24.11	-0.27%	3	2,078	0.0%	17.6	0.2%	NM	24.6x	DUTCHBANGL	48,197	1.0%	0.0	8.7x	1.3x
Ceramics	676	665	+11.19	+1.68%	5	30,253	0.6%	60.4	0.7%	29.6x	1.9x	POWERGRID	44,688	0.9%	99.3	12.8x	0.5x
Miscellaneous	4,655	4,696	-40.68	-0.87%	14	256,016	5.3%	700.2	8.1%	14.3x	2.3x	SUMITPOWER	41,220	0.9%	16.5	8.7x	1.2x
Bond**	89	89	-0.51	-0.58%	8	32,753	0.7%	1.2	0.0%	NM	NM	TITASGAS	39,173	0.8%	20.6	11.5x	0.6x

Top Ten Gainers	Close Price (BDT)	Δ%	Turnover (BDT Mn)	PE	PB
BDLAMPS	353.0	+8.7%	216.8	48.3x	3.6x
PAPERPROC	292.5	+8.7%	111.7	NM	10.1x
BNICL	96.9	+8.6%	47.6	33.6x	4.4x
MONOSPOOL	260.3	+8.3%	72.7	NM	6.4x
LHBL	76.7	+7.1%	463.6	23.0x	4.5x
CONTININS	39.9	+7.0%	24.4	25.7x	1.9x
RAHIMTEXT	259.9	+6.6%	22.3	NM	6.6x
TAMIJTEX	270.6	+6.5%	37.5	58.2x	3.3x
APEXFOOT	318.7	+5.7%	106.7	33.7x	1.3x
BDCOM	42.3	+5.5%	346.9	30.4x	2.8x

Top Twenty Free Float Mcap	Free Float Mcap (BDT Mn)	% of Total Free Float Mcap	PE	PB
SQURPHARMA	127,891	7.0%	11.0x	2.1x
BEXIMCO	89,946	4.9%	10.8x	1.8x
BATBC	83,570	4.6%	21.1x	8.6x
RENATA	70,016	3.8%	26.6x	5.3x
BXPHARMA	55,443	3.0%	13.0x	2.1x
GP	44,681	2.5%	13.1x	9.0x
BRACBANK	37,347	2.1%	12.7x	1.2x
BEACONPHAR	37,304	2.0%	45.5x	9.5x
LHBL	31,462	1.7%	23.0x	4.5x
EBL	26,307	1.4%	6.9x	1.2x
ISLAMIBANK	25,472	1.4%	9.7x	0.8x
PUBALIBANK	20,568	1.1%	5.6x	0.7x
CITYBANK	18,746	1.0%	6.2x	0.9x
ROBI	17,704	1.0%	99.4x	2.7x
BSRMLTD	17,445	1.0%	6.0x	0.8x
NBL	17,271	0.9%	6.6x	0.4x
OLYMPIC	17,201	0.9%	16.3x	3.1x
ORIONPHARM	16,601	0.9%	26.1x	1.3x
ALARABANK	16,466	0.9%	10.2x	1.2x
PRIMEBANK	15,740	0.9%	7.9x	0.9x

Most Traded Share	Close Price (BDT)	Δ%	Turnover (BDT Mn)	PE	PB
BEXIMCO	154.0	-1.4%	486.5	10.8x	1.8x
LHBL	76.7	+7.1%	463.6	23.0x	4.5x
FORTUNE	135.4	+3.8%	391.2	46.4x	8.9x
GENEXIL	129.0	+2.2%	382.2	33.8x	6.5x
BDCOM	42.3	+5.5%	346.9	30.4x	2.8x
ORIONPHARM	104.3	-0.9%	275.1	26.1x	1.3x
BDLAMPS	353.0	+8.7%	216.8	48.3x	3.6x
AAMRATECH	42.1	+2.7%	181.9	22.9x	1.7x
SONALIPAPR	885.2	+3.7%	179.0	78.3x	3.6x
PREMIERBAN	17.4	-1.7%	171.7	5.1x	0.8x

Top Ten Losers	Close Price (BDT)	Δ%	Turnover (BDT Mn)	PE	PB
KPCL	34.3	-2.0%	17.2	NM	1.6x
PRAGATILIF	84.0	-2.0%	6.1	NM	NM
KPPL	9.9	-2.0%	1.2	NM	NM
ATLASBANG	120.3	-2.0%	0.8	NM	0.9x
IMAMBUTTON	35.1	-2.0%	0.2	NM	7.3x
MEGHNA PET	25.3	-1.9%	1.3	NM	NM
MHSML	35.5	-1.9%	24.2	18.9x	1.9x
OIMEX	20.3	-1.9%	3.2	NM	1.6x
BDTHAIFOOD	40.6	-1.9%	24.1	76.3x	2.9x
DSSL	20.3	-1.9%	8.9	16.2x	1.1x

Block Trade	Maximum Price (BDT)	Minimum Price (BDT)	No. of Trade	Quantity ('000)	Turnover (BDT Mn)
PRIMEINSUR	86.0	82.0	6.0	1,995	167.57
ANWARGALV	412.0	373.6	4.0	427	167.48
RUPALILIFE	77.3	77.3	1.0	800	61.84
PIONEERINS	105.0	105.0	1.0	400	42.00
BRACBANK	50.3	50.0	10.0	636	31.86
GENEXIL	129.0	126.5	4.0	215	27.54
AL-HAJTEX	109.0	103.5	5.0	258	27.22
KAY&QUE	271.5	271.5	1.0	44	11.95
DELTALIFE	153.0	153.0	2.0	58	8.87
SILCOPHL	28.0	28.0	1.0	250	7.00

\*NBFI Sector PE calculation methodology has been modified to reflect positive earnings only.

\*\* The base of the Bond index starts at 100, starting from Jan 13, 2022

Block Trade	Maximum Price (BDT)	Minimum Price (BDT)	Turnover (BDT Mn)	Quantity ('000)	No. of Trade
PRIMEINSUR	86.0	82.0	167.6	1,995	6
ANWARGALV	412.0	373.6	167.5	427	4
RUPALILIFE	77.3	77.3	61.8	800	1
PIONEERINS	105.0	105.0	42.0	400	1
BRACBANK	50.3	50.0	31.9	636	10
GENEXIL	129.0	126.5	27.5	215	4
AL-HAJTEX	109.0	103.5	27.2	258	5
KAY&QUE	271.5	271.5	11.9	44	1
DELTALIFE	153.0	153.0	8.9	58	2
SILCOPHL	28.0	28.0	7.0	250	1
RDFOOD	65.3	65.3	6.5	100	2
TAKAFULINS	73.0	73.0	6.4	88	1
HRTEX	72.8	72.5	5.6	77	4
PROVATIINS	120.0	120.0	4.0	33	3
MEGHNALIFE	84.0	83.5	3.9	46	2
KTL	41.0	41.0	3.6	87	2
BPML	57.8	57.8	2.6	45	1
SUNLIFEINS	46.0	46.0	2.3	50	1
BSCCL	209.5	209.5	2.1	10	1
LOVELLO	36.8	36.8	1.8	50	1
DSSL	22.5	22.0	1.6	70	2
AMANFEED	48.4	48.4	1.4	30	1
<b>Total</b>			<b>610.0</b>		<b>76</b>

**Upcoming Corporate Events**

DSE Ticker	Right Share	Dividend		Event	Date
		Stock	Cash		
Linde Bangladesh Limited	-	0.0%	550.0%	Record Date	31-Mar-22
United Insurance Ltd.	-	0.0%	10.0%	Record Date	3-Apr-22
Reckitt Benckiser(Bd.)Ltd.	-	0.0%	1650.0%	Record Date	3-Apr-22
Robi Axiata Limited	-	0.0%	2.0%	Record Date	6-Apr-22
Uttara Bank Limited	-	14.0%	14.0%	Record Date	6-Apr-22
BRAC Bank Ltd.	-	7.5%	7.5%	Record Date	6-Apr-22
Mercantile Bank Ltd.	-	5.0%	12.5%	Record Date	6-Apr-22
Bank Asia Ltd.	-	0.0%	15.0%	Record Date	6-Apr-22
Shahjalal Islami Bank Ltd.	-	5.0%	10.0%	Record Date	6-Apr-22
IFIC Bank Ltd.	-	5.0%	0.0%	Record Date	12-Apr-22
United Finance Limited	-	0.0%	10.0%	Record Date	17-Apr-22
Prime Bank Ltd.	-	0.0%	17.5%	Record Date	19-Apr-22
Paramount Insurance Company Ltd.	-	0.0%	10.0%	Record Date	28-Apr-22
ICB Islamic Bank Limited	-	0.0%	0.0%	Record Date	11-May-22

**Important DSE News**
**PRIMEBANK**

The Board of Directors has recommended 17.50% cash dividend for the year ended December 31, 2021. Date of AGM: 12.05.2022, Time: 11:00 AM, Venue: Digital Platform. Record Date: 19.04.2022. The Company has also reported Consolidated EPS of Tk. 2.87, Consolidated NAV per share of Tk. 26.26 and Consolidated NOCFPS of Tk. 9.65 for the year ended December 31, 2021 as against Tk. 1.61, Tk. 25.15 and Tk. (1.33) respectively for the same period of the previous year.

**SUMITPOWER**

Refer to their earlier news disseminated by DSE on 27.09.2021 regarding Expiry of Madanganj Power Plant, the Company further informed that Bangladesh Power Development Board (BPDB) has verbally informed that the Cabinet Purchase Committee of the Government of Bangladesh has approved purchase of electricity on "No electricity No Payment" basis for 2 years from 102 MW HFO Fired Narayanganj (Madanganj) Power Plant (Unit 1) of Summit Power Limited. The Company has not received any official letter yet. BPDB has also verbally instructed to resume operation of the said power plant. The Company has already started resuming operation from March 24, 2022 which remained closed since April 01, 2021 due to expiry of Power Purchase Agreement (PPA). BPDB and the Company are in the process of finalizing amended PPA for new term of 2 years from the date of signing of PPA.

**LHBL**

Refer to their earlier news disseminated by DSE on 17.11.2021, 24.11.2021, 06.01.2022, 19.01.2022, 24.01.2022 and 01.02.2022 regarding aggregate business of the Company, the Company has further informed that, the Ministry of Industries issued a letter giving the Company permission to produce and sell aggregates in open market. Accordingly, the Company is re-starting its Aggregates business with immediate effect. In the letter, the Ministry of Industries also mentioned that the permission shall be valid until the Government of Bangladesh finalizes the Policy for producing aggregates through crushing limestone. After such Policy is published by the Government, the Company has to apply again for the permission under the Policy.

**PTL**

Refer to their earlier news disseminated by DSE on 16.02.2022 regarding Cancellation of EGM of the Company, the Company has further informed that the Board of Directors has decided for re-fixing the EGM date. Date of EGM: 17.05.2022, Time: 11:00 AM, Venue: Digital Platform. Record Date for EGM: 19.04.2022.

**CNATEX**

The Company has informed that Karnaphuli Gas Distribution Company Limited (KGDC) has approved the re-connection of gas line of the Company after full payment of previous gas bills BDT 2,89,41,187.00. The Company has also informed that all other utilities connection (i.e. electricity, water etc.) of the factory has been re-connected after full payment of past dues.

**UNITEDFIN**

Dividend Declaration (Additional Information): The Company has further informed that reasons for significant deviation in NOCFPS: Net operating cash flow per share (NOCFPS) is calculated based on net cash flows from operating activities divided by number of shares outstanding. NOCFPS for the year ended December 31, 2021 is BDT 5.63, which was BDT (7.42) in 31 December, 2020. The main reason for this significant change is the cash generation from term and other deposits of BDT 1,365.48 million and short term loan of BDT 1,725.71 million in 2021 which was BDT (38.19) million and (1,606.35) million respectively in 2020. As a result, net cash flow from operating activities is BDT 1,502.56 million in 2021 which was BDT (1,388.98) million in 2020.

**APEXFOOT**

Apex Enterprises Limited (where Mr. Syed Nasim Manzur is the Managing Director of Apex Enterprises Limited and Sponsor Director of Apex Footwear Limited), has further informed that it has completed its sale of 5,90,625 shares of the Company at prevailing market price through Dhaka Stock Exchange.

**Disclaimer:** This report has been prepared by BRAC EPL Stock Brokerage Ltd and is provided for information purposes. It is not, under any circumstances, to be used or considered as an offer to sell, or a solicitation of any offer to buy. Reasonable care has been taken to ensure that the information is not untrue and misleading. BRAC EPL Stock Brokerage Ltd makes no representation or warranty as to the accuracy or completeness of such information. All opinions and estimates included in this report constitute our judgment as of this date and are subject to change without notice.