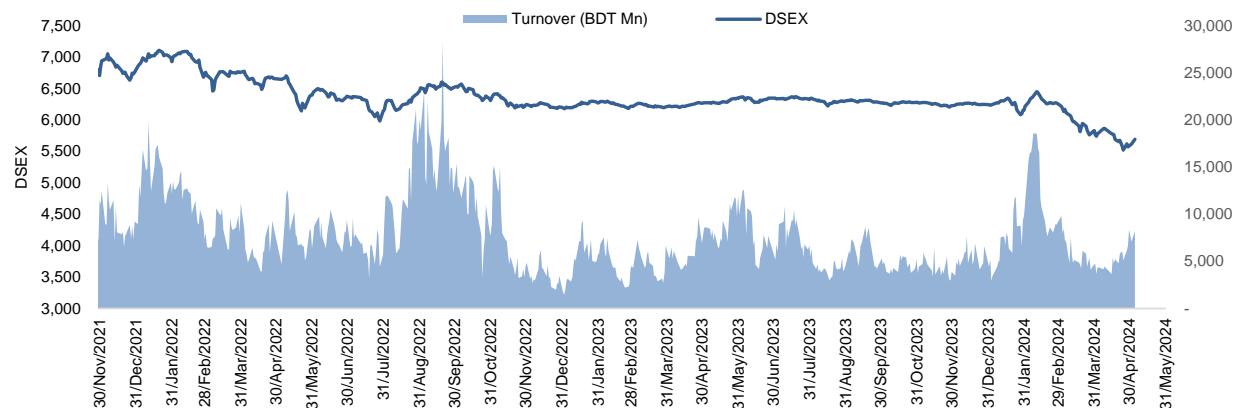


## Daily Market Update

The market closed in green today. The benchmark index DSEX (+1.36%) gained 76.42 points and closed at 5,692.06. The blue-chip index DS30 (+1.27%), the Shariah-based index DSES (+1.51%), and the large-cap index CDSET (+1.13%) closed at 2,033.45, 1,250.98, and 1,075.16 points, respectively. All the large-cap sectors posted positive performance today. Food & Allied booked the highest gain of 2.23% followed by Pharmaceutical (+1.99%), NBFi (+1.30%), Telecommunication (+0.82%), Fuel & Power (+0.76%), Bank (+0.42%), and Engineering (+0.14%), respectively. Block trades contributed 4.5% of the overall market turnover. Orion Infusion Ltd. (+6.3%) was the most traded share with a turnover of BDT 411 million.



Index	Closing	Opening	Point Δ	%Δ	YTD %Δ
DSEX	5,692.06	5,615.65	+76.42	+1.36%	-8.9%
DS30	2,033.45	2,007.86	+25.59	+1.27%	-2.9%
DSES	1,250.98	1,232.43	+18.56	+1.51%	-8.3%
CDSET	1,075.16	1,063.17	+11.99	+1.13%	-10.6%

	Advanced	Declined	Unchanged	Total
All Category	259	98	44	401
A Category (Equity)	155	61	23	239
B Category (Equity)	71	26	6	103
N Category (Equity)	4	1	0	5
Z Category (Equity)	29	10	15	54
Mutual Funds	14	10	13	37
Corporate Bonds	3	1	1	5
Treasury Bonds	1	1	0	2

\* Based on Traded Scrips

	Today	Last Day	Daily %Δ	
Mcap	Mn BDT	7,090,605	7,057,911	+0.5%
	Mn USD	64,460	64,163	
Turnover	Mn BDT	8,178	7,106	+15.1%
	Mn USD	74	65	
Volume	Mn Shares	210	199	+5.6%
	No. of Trade	206,375	178,909	+15.4%

\* Average Interbank Exchange Rate is BDT 110.00 as of May 05, 2024

<b>Fahim Hassan</b> Research Analyst (880) 1709636546 fahim.hassan@bracepl.com	<b>Md Istiaz Uddin</b> Research Associate (880) 1708805202 mistiaz.uddin@bracepl.com
---	---

Figure: Sectorial Turnover (BDT Mn)

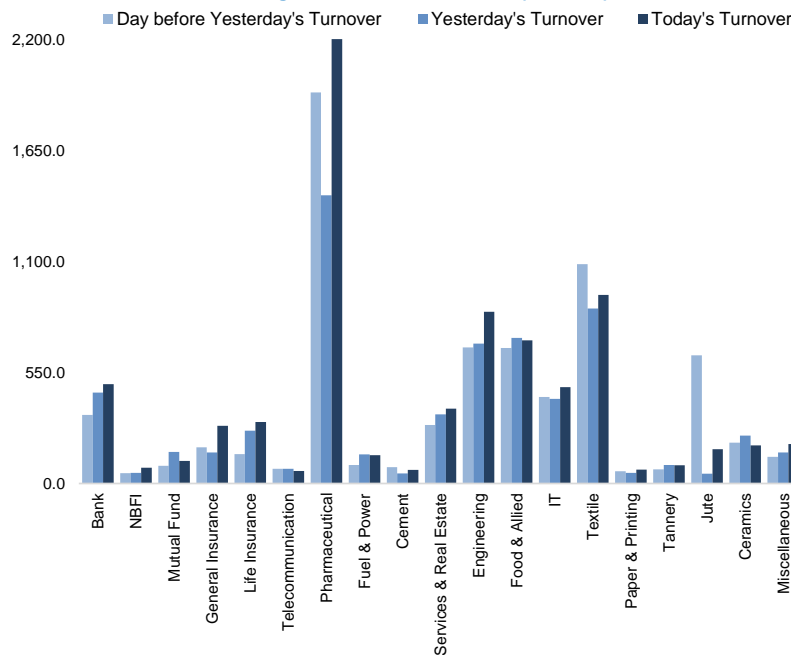
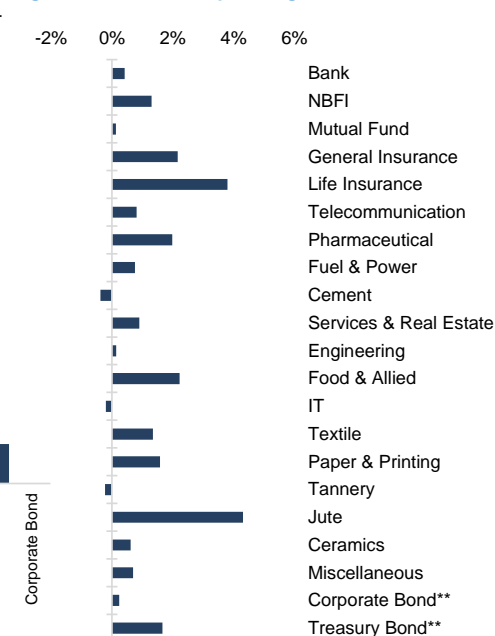


Figure: Sectorial Mcap Change



Market PE 15.4x  
Market PB 1.3x

\* Market P/E and P/BV calculation excludes Mutual Fund, Life Insurance, and NBL

Sector Index	Closing	Opening	Points Δ	%Δ	No. of Companies	Mcap (BDT Mn)	% of Total Mcap	Turnover (BDT Mn)	% of Total Turnover	PE	PB	Top Twenty Market Cap	Mcap (BDT Mn)	% of Total Mcap	Turnover (BDT Mn)	PE	PB	
Bank	1,396	1,390	+5.77	+0.42%	36	660,800	9.8%	493.0	6.3%	7.4x	0.7x	GP	323,397	8.5%	21.8	9.8x	4.0x	
NBFI	1,138	1,123	+14.61	+1.30%	23	110,134	1.6%	78.0	1.0%	NM	NM	BATBC	204,552	5.4%	21.8	11.4x	3.8x	
Mutual Fund	680	679	+0.88	+0.13%	37	31,780	0.5%	112.2	1.4%	NM	0.6x	SQURPHARMA	187,484	4.9%	21.3	9.6x	1.5x	
General Insurance	3,312	3,242	+70.03	+2.16%	43	95,942	1.4%	285.9	3.7%	17.2x	1.5x	WALTONHIL	182,605	4.8%	13.7	16.5x	1.7x	
Life Insurance	2,132	2,054	+78.18	+3.81%	15	56,689	0.8%	304.8	3.9%	NM	NM	ROBI	131,996	3.5%	36.9	41.3x	1.9x	
Telecommunication	4,119	4,086	+33.34	+0.82%	3	476,929	7.1%	61.9	0.8%	12.4x	2.9x	BEXIMCO	103,842	2.7%	0.0	NM	1.2x	
Pharmaceutical	3,345	3,280	+65.10	+1.99%	33	638,450	9.5%	2,204.7	28.2%	17.8x	1.9x	RENATA	88,270	2.3%	4.2	41.7x	2.7x	
Fuel & Power	1,244	1,234	+9.38	+0.76%	23	327,436	4.8%	139.7	1.8%	24.1x	0.7x	BERGERPBL	80,373	2.1%	5.8	24.7x	6.0x	
Cement	2,386	2,396	-9.08	-0.38%	7	113,971	1.7%	67.1	0.9%	15.9x	2.4x	LHBL	75,838	2.0%	18.4	12.8x	3.4x	
Services & Real Estate	1,704	1,689	+15.20	+0.90%	9	94,197	1.4%	371.6	4.8%	23.8x	0.7x	UPGDCL	74,839	2.0%	2.9	10.9x	2.2x	
Engineering	3,104	3,099	+4.31	+0.14%	42	358,570	5.3%	852.1	10.9%	16.3x	1.1x	BRACBANK	63,388	1.7%	25.9	8.3x	1.0x	
Food & Allied	17,129	16,756	+373.06	+2.23%	21	314,479	4.7%	710.4	9.1%	16.3x	5.2x	BXPHARMA	55,496	1.5%	40.3	11.3x	1.2x	
IT	2,879	2,885	-5.66	-0.20%	11	37,880	0.6%	477.2	6.1%	31.5x	2.5x	ISLAMIBANK	52,486	1.4%	0.0	8.3x	0.7x	
Textile	1,321	1,303	+17.58	+1.35%	58	137,010	2.0%	935.5	12.0%	NM	0.9x	DUTCHBANGL	47,568	1.2%	23.7	5.9x	1.0x	
Paper & Printing	8,481	8,349	+132.06	+1.58%	6	38,907	0.6%	69.2	0.9%	57.1x	1.9x	BEACONPHAR	45,946	1.2%	134.4	69.5x	7.3x	
Tannery	2,509	2,515	-5.76	-0.23%	6	27,481	0.4%	90.0	1.2%	45.6x	2.7x	ICB	41,715	1.1%	2.1	NM	1.0x	
Jute	19,485	18,680	+805.22	+4.31%	3	4,566	0.1%	170.7	2.2%	NM	NM	POWERGRID	39,202	1.0%	5.5	NM	0.2x	
Ceramics	566	563	+3.49	+0.62%	5	25,141	0.4%	188.4	2.4%	39.2x	1.5x	BESTHLDNG	39,192	1.0%	177.8	29.7x	0.7x	
Miscellaneous	4,354	4,324	+29.93	+0.69%	15	237,224	3.5%	195.6	2.5%	38.5x	1.9x	UNILEVERCL	35,987	0.9%	0.8	37.4x	14.0x	
Corporate Bond**	4,939	4,927	+11.70	+0.24%	16	43,547	0.6%	0.5	0.0%	NM	NM	EBL	35,040	0.9%	10.4	5.7x	0.9x	
Treasury Bond**	88	86	+1.44	+1.67%	240	2,921,611	43.3%	2.4	0.0%	NM	NM							

Top Ten Gainers	Close Price (BDT)	Δ%	Turnover (BDT Mn)	PE	PB	Top Twenty Free Float Mcap	Free Float Mcap (BDT Mn)	% of Total Free Float Mcap	PE	PB	Most Traded Share	Close Price (BDT)	Δ%	Turnover (BDT Mn)	PE	PB
FEKDIL	16.5	+10.0%	8.5	24.3x	0.8x	SQURPHARMA	121,789	7.0%	9.6x	1.5x	ORIONINFU	674.5	+6.3%	410.6	NM	45.2x
ALLTEX	15.4	+10.0%	2.3	NM	2.9x	BATBC	74,086	4.3%	11.4x	3.8x	ORIONPHARM	74.2	+4.7%	346.3	16.5x	0.8x
GHCL	24.4	+9.9%	1.2	NM	0.6x	BEXIMCO	69,196	4.0%	NM	1.2x	LOVELLO	89.4	+8.9%	310.1	82.8x	6.8x
FARCHEM	24.4	+9.9%	18.6	NM	0.7x	RENATA	68,042	3.9%	41.7x	2.7x	ASIATICLAB	66.1	+2.0%	306.2	34.9x	1.3x
BDTHAI	22.2	+9.9%	29.5	NM	0.8x	BXPHARMA	45,564	2.6%	11.3x	1.2x	MALEKSPIN	38.6	-1.8%	253.5	17.2x	0.7x
PRIMEINSUR	44.5	+9.9%	7.4	18.3x	2.1x	GP	38,700	2.2%	9.8x	4.0x	AIL	126.5	+3.3%	228.8	60.2x	5.3x
PADMALIFE	25.6	+9.9%	1.9	NM	NM	BEACONPHAR	34,036	2.0%	69.5x	7.3x	ITC	51.2	-2.7%	196.5	18.4x	2.5x
OIMEX	30.3	+9.8%	178.7	NM	9.7x	ISLAMIBANK	33,649	1.9%	8.3x	0.7x	SALVOCHEM	62.2	+2.1%	186.3	34.6x	3.7x
FAREASTLIF	40.2	+9.5%	5.2	NM	NM	BRACBANK	30,964	1.8%	8.3x	1.0x	OIMEX	30.3	+9.8%	178.7	NM	9.7x
SHURWID	11.5	+9.5%	1.3	NM	0.9x	LHBL	28,853	1.7%	12.8x	3.4x	BESTHLDNG	37.0	-0.3%	177.8	29.7x	0.7x

Top Ten Losers	Close Price (BDT)	Δ%	Turnover (BDT Mn)	PE	PB	Top Twenty Free Float Mcap	Free Float Mcap (BDT Mn)	% of Total Free Float Mcap	PE	PB	Block Trade	Maximum Price (BDT)	Minimum Price (BDT)	No. of Trade	Quantity ('000)	Turnover (BDT Mn)
ADNTEL	103.5	-3.0%	60.7	NM	3.4x	PUBALIBANK	18,457	1.1%	4.3x	0.6x	SONALIANS	692.0	643.0	7.0	185	122.54
BDLAMP	139.7	-3.0%	4.0	NM	2x	CITYBANK	18,190	1.0%	4.0x	0.7x	AIL	124.6	118.9	11.0	860	105.67
ECABLES	148.4	-2.9%	6.1	NM	0.4x	OLYMPIC	16,818	1.0%	17.2x	2.7x	LOVELLO	86.0	79.7	14.0	619	50.68
CAPMIBLMF	9.9	-2.9%	2.3	NM	1.1x	ROBI	15,714	0.9%	41.3x	1.9x	BEACHHATCH	78.0	71.8	5.0	148	11.23
HRTEX	59.7	-2.9%	0.5	NM	1.7x	BSRMLTD	14,210	0.8%	4.5x	0.6x	SALVOCHEM	62.0	60.1	2.0	140	8.49
SONARGAON	26.6	-2.9%	16.4	NM	1.4x	BESTHLDNG	14,098	0.8%	29.7x	0.7x	BEXIMCO	115.1	104.1	6.0	72	7.86
JUTESPINN	339.8	-2.9%	0.3	NM	NM	PRIMEBANK	13,962	0.8%	5.2x	0.7x	PARAMOUNT	66.0	66.0	1.0	100	6.60
HAWELLTEX	44.9	-2.8%	3.1	8.6x	1.2x	UPGDCL	13,547	0.8%	10.9x	2.2x	SPCL	59.2	59.2	5.0	107	6.36
JHRML	70.0	-2.8%	45.0	27.7x	2.1x	SUMITPOWER	13,369	0.8%	11.3x	0.6x	ORIONPHARM	71.8	69.1	2.0	70	4.99
PLFSL	3.6	-2.7%	2.3	NM	NM						FINEFOODS	175.0	174.0	2.0	27	4.69

\* NBFI Sector PE calculation methodology has been modified to reflect positive earnings only.  
 \*\* The base of the Bond index starts at 100, starting from Jan 13, 2022  
 Similarly, Treasury Bond Index starts at 100, starting from Oct 10, 2022

Block Trade	Maximum Price (BDT)	Minimum Price	Turnover (BDT Mn)	Quantity ('000)	No. of Trade
SONALIANSH	692.0	643.0	122.5	185	7
AIL	124.6	118.9	105.7	860	11
LOVELLO	86.0	79.7	50.7	619	14
BEACHHATCH	78.0	71.8	11.2	148	5
SALVOCHEM	62.0	60.1	8.5	140	2
BEXIMCO	115.1	104.1	7.9	72	6
PARAMOUNT	66.0	66.0	6.6	100	1
SPCL	59.2	59.2	6.4	107	5
ORIONPHARM	71.8	69.1	5.0	70	2
FINEFOODS	175.0	174.0	4.7	27	2
AL-HAJTEX	156.0	148.2	4.4	29	4
ASIATICLAB	63.8	63.1	4.1	65	3
ORIONINFU	657.0	616.0	4.0	6	3
ACMEPL	18.4	18.4	3.7	200	1
CENTRALINS	52.3	50.0	2.9	57	2
ACFL	19.1	19.1	2.1	109	1
INTRACO	40.0	40.0	2.0	50	1
MEGHNACEM	78.7	78.5	1.6	21	2
BEACONPHAR	178.8	178.8	1.6	9	1
AMCL(PRAN)	238.0	238.0	1.5	6	1
EHL	87.4	87.4	1.4	16	1
GPHISPAT	28.1	27.3	1.3	49	2
<b>Total</b>			<b>366.6</b>		<b>89</b>

**Important DSE News**

**ABBANK**

The Board of Directors has recommended 2% stock dividend to all shareholders for the year ended December 31, 2023 subject to approval from Bangladesh Securities and Exchange Commission. Date of AGM: 12.06.2024, Time: 10:30 AM, Venue: Hybrid System. For in physical presence: Sena Malancha, Dhaka Cantonment, Western side of Naval Headquarters on Airport Road, Dhaka-1206. For online participation: Will be notified later. Record date: 26.05.2024. The Company has also reported Consolidated EPS of Tk. 1.02, Consolidated NAV per share of Tk. 29.58 and Consolidated NOCFPS of Tk. 11.20 for the year ended December 31, 2023 as against Tk. 0.81, Tk. 29.34 and Tk. (19.12) respectively for the year ended December 31, 2022. The company has also informed that Bangladesh Bank has given consent to AB Bank PLC. for declaring dividend for the year ended on December 31, 2023.

**(Q1 Un-audited):** Consolidated EPS was Tk. 0.12 for January-March 2024 as against Tk. 0.13 for January-March 2023. Consolidated NOCFPS was Tk. (20.70) for January-March 2024 as against Tk. (18.05) for January-March 2023. Consolidated NAV per share was Tk. 29.67 as on March 31, 2024 and Tk. 29.25 as on March 31, 2023.

**SPCL**

Refer to their earlier news disseminated by DSE on 30.01.2024 regarding Q2 financials and on 30.04.2024 regarding Q3 financials, the company has further informed that there were some unintentional errors in the Un-audited 2nd and 3rd Quarter Financial Statements due to some technical issues. The following are the errors made along with the corrected figures: Consolidated EPS would be Tk. 1.14 instead of Tk. 1.77 for Q2 (ended on December 31, 2023) and Tk. 0.39 instead of 2.22 for Q3 (ended on March 31, 2024).

**WALTONHIL**

Mr. S. M. Ashrafur Alam, a Sponsor Director of the Company, has further informed that he has completed his sale of 10,000 shares of the Company at prevailing market price through Dhaka Stock Exchange PLC. as per declaration disseminated on 24.04.2024.

**Upcoming Corporate Events**

DSE Ticker	Right Share	Dividend		Event	Date
		Stock	Cash		
PARAMOUNT		0.0%	10%	Record Date	6-May-24
BRACBANK		10.0%	10%	Record Date	7-May-24
UTTARABANK		12.5%	18%	Record Date	7-May-24
PRIMEBANK		0.0%	18%	Record Date	7-May-24
MERCANBANK		0.0%	10%	Record Date	8-May-24
SHAHJABANK		0.0%	14%	Record Date	8-May-24
ICBIBANK		0.0%	0%	Record Date	9-May-24
MTB		0.0%	10%	Record Date	9-May-24
DUTCHBANGL		17.5%	18%	Record Date	9-May-24
PUBALIBANK		12.5%	13%	Record Date	12-May-24
ISLAMIBANK		0.0%	10%	Record Date	16-May-24
BATASHOE		0.0%	435%	Record Date	16-May-24
UNITEDFIN		0.0%	6%	Record Date	16-May-24
SIBL		5.0%	5%	Record Date	19-May-24
NITOLINS		0.0%	11%	Record Date	19-May-24

**Disclaimer:** This report has been prepared by BRAC EPL Stock Brokerage Ltd and is provided for information purposes. It is not, under any circumstances, to be used or considered as an offer to sell, or a solicitation of any offer to buy. Reasonable care has been taken to ensure that the information is not untrue and misleading. BRAC EPL Stock Brokerage Ltd makes no representation or warranty as to the accuracy or completeness of such information. All opinions and estimates included in this report constitute our judgment as of this date and are subject to change without notice.