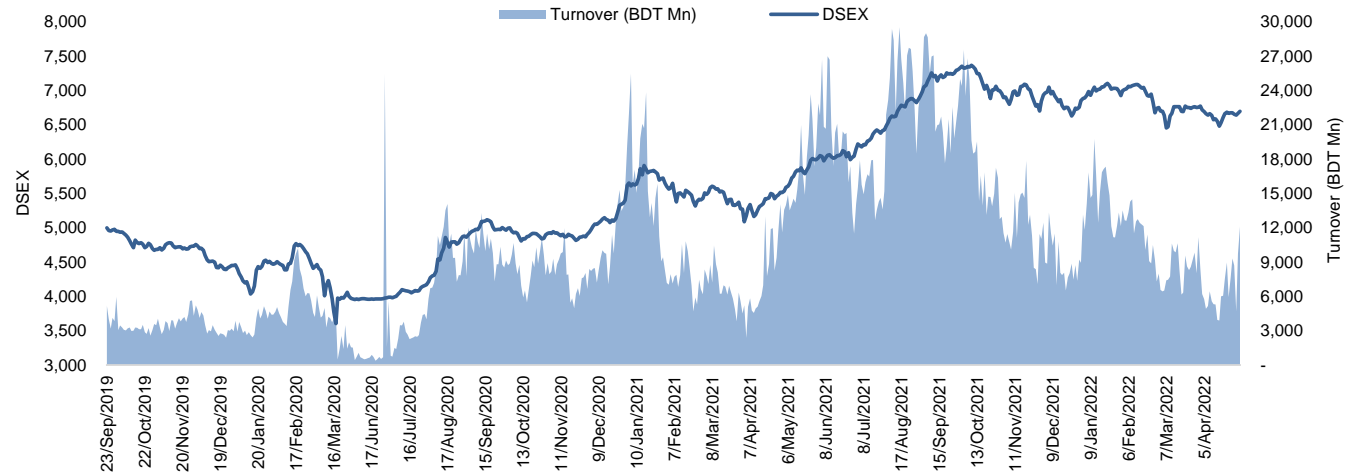


Daily Market Update

The market closed in green today. The benchmark index DSEX (+0.43%) gained 28.67 points and closed at 6,698.08. The blue-chip index DS30 (+0.01%), the Shariah-based index DSES (+0.46%), and the large-cap index CDSET (+0.10%) closed at 2,449.40, 1,454.14, and 1,329.83 points, respectively. All the large-cap sectors posted positive performance today. NBFi booked the highest gain of 3.11% followed by Fuel & Power (+0.82%), Pharmaceutical (+0.57%), Food & Allied (+0.25%), Engineering (+0.24%), Telecommunication (+0.03%), and Bank (+0.01%), respectively. Block trades contributed 0.7% of the overall market turnover. Fortune Shoes Limited (-1.3%) was the most traded share with a turnover of BDT 644 million.



Index	Closing	Opening	Point Δ	%Δ	YTD %Δ
DSEX	6,698.08	6,669.42	+28.67	+0.43%	-0.9%
DS30	2,449.40	2,449.25	+0.14	+0.01%	-3.3%
DSES	1,454.14	1,447.42	+6.72	+0.46%	+1.6%
CDSET	1,329.83	1,328.47	+1.36	+0.10%	-2.2%

	Advanced	Declined	Unchanged	Total
All Category	242	77	61	380
A Category (Equity)	163	58	41	262
B Category (Equity)	62	12	15	89
N Category (Equity)	6	0	0	6
Z Category (Equity)	11	7	5	23
Mutual Funds	9	5	21	35
Corporate Bonds	2	1	0	3

		Today	Last Day	Daily %Δ
Mcap	Mn BDT	5,407,887	5,384,374	
	Mn USD	62,882	62,609	+0.4%
Turnover	Mn BDT	12,083	9,725	+24.2%
	Mn USD	141	113	
Volume	Mn Shares	274	236	+16.3%
No. of Trade		224,200	216,879	+3.4%

Figure: Sectorial Turnover (BDT)

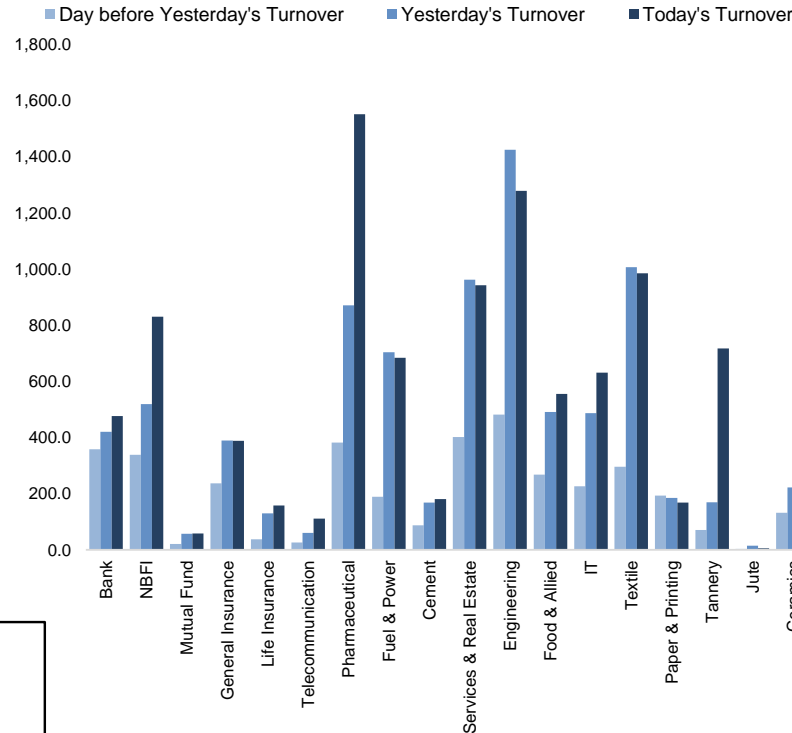
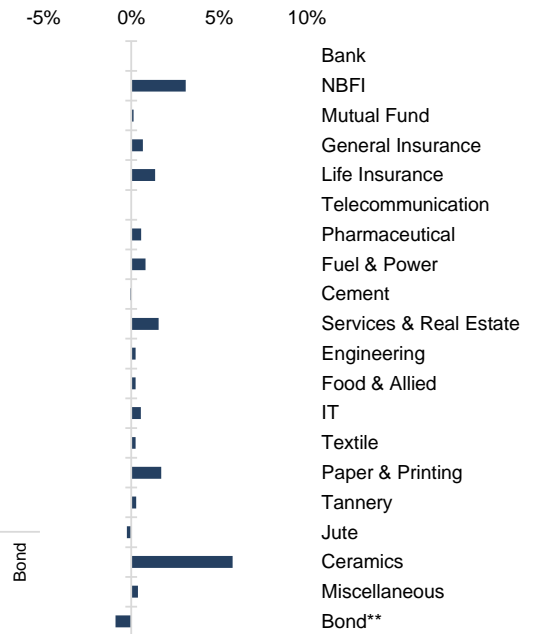


Figure: Sectorial Mcap Change



Market PE 16.7x
Market PB 1.8x

Fahim Hassan Research Associate (880) 1709636546 fahim.hassan@bracepl.com	Billal Hossain Research Associate (880) 1708805229 billal.hossain@bracepl.com
---	---

Sector Index	Closing	Opening	Points Δ	%Δ	No. of Companies	Mcap (BDT Mn)	% of Total Mcap	Turnover (BDT Mn)	% of Total Turnover	PE	PB	Top Twenty Market Cap	Mcap (BDT Mn)	% of Total Mcap	Turnover (BDT Mn)	PE	PB
Bank	1,475	1,474	+0.10	+0.01%	33	677,631	14.2%	476.3	4.2%	8.1x	0.8x	GP	430,611	9.0%	48.0	12.9x	7.4x
NBFI	2,107	2,043	+63.47	+3.11%	23	207,268	4.3%	830.3	7.3%	NM	3.8x	WALTONHIL	354,456	7.4%	13.0	24.8x	3.6x
Mutual Fund	893	892	+1.24	+0.14%	36	39,528	0.8%	58.5	0.5%	NM	0.8x	BATBC	315,252	6.6%	71.0	21.1x	8.6x
General Insurance	3,764	3,739	+24.58	+0.66%	40	110,591	2.3%	388.4	3.4%	17.7x	1.8x	SQURPHARMA	198,654	4.2%	84.2	10.7x	2.0x
Life Insurance	2,513	2,479	+33.72	+1.36%	13	70,576	1.5%	158.2	1.4%	NM	NM	ROBI	168,138	3.5%	32.6	91.7x	2.5x
Telecommunication	5,391	5,389	+1.86	+0.03%	3	635,522	13.3%	110.8	1.0%	17.0x	4.7x	UPGDCL	149,677	3.1%	12.5	12.1x	4.6x
Pharmaceutical	3,899	3,877	+22.14	+0.57%	32	731,859	15.3%	1,551.6	13.7%	18.1x	2.6x	RENATA	145,847	3.1%	26.9	26.3x	5.1x
Fuel & Power	1,861	1,846	+15.06	+0.82%	23	485,693	10.2%	684.0	6.0%	12.1x	1.2x	BEXIMCO	128,644	2.7%	325.1	8.9x	1.7x
Cement	2,686	2,688	-1.99	-0.07%	7	131,515	2.8%	180.9	1.6%	25.0x	2.9x	LHBL	89,774	1.9%	156.7	23.7x	5.1x
Services & Real Estate	1,632	1,607	+25.10	+1.56%	8	62,037	1.3%	942.3	8.3%	NM	1.2x	ICB	86,625	1.8%	14.6	49.0x	1.9x
Engineering	5,016	5,003	+12.18	+0.24%	42	586,448	12.3%	1,279.2	11.3%	20.3x	2.1x	BERGERPBL	82,376	1.7%	1.4	27.3x	7.4x
Food & Allied	23,501	23,442	+58.51	+0.25%	21	417,793	8.7%	555.2	4.9%	25.7x	9.0x	MARICO	74,816	1.6%	5.0	21.1x	27.8x
IT	3,094	3,077	+16.90	+0.55%	11	39,159	0.8%	630.8	5.6%	31.8x	2.7x	BXPBARMA	74,635	1.6%	31.1	13.0x	1.9x
Textile	1,624	1,620	+3.94	+0.24%	58	175,453	3.7%	985.4	8.7%	25.2x	1.1x	BRACBANK	63,344	1.3%	16.8	11.6x	1.1x
Paper & Printing	10,487	10,311	+176.26	+1.71%	6	37,524	0.8%	168.0	1.5%	NM	2.6x	BEACONPHAR	58,443	1.2%	13.0	62.5x	10.0x
Tannery	3,778	3,767	+10.36	+0.28%	6	40,320	0.8%	717.3	6.3%	56.9x	4.0x	ISLAMIBANK	53,130	1.1%	23.6	10.8x	0.8x
Jute	8,565	8,587	-22.00	-0.26%	3	1,971	0.0%	4.9	0.0%	NM	29.9x	POWERGRID	44,189	0.9%	44.0	12.1x	0.5x
Ceramics	738	698	+40.29	+5.78%	5	33,230	0.7%	506.2	4.5%	31.2x	2.0x	DUTCHBANGL	43,010	0.9%	18.2	7.5x	1.1x
Miscellaneous	4,746	4,728	+17.93	+0.38%	15	263,583	5.5%	1,119.8	9.9%	13.2x	2.2x	SUMITPOWER	41,327	0.9%	11.2	9.8x	1.1x
Bond**	89	90	-0.80	-0.89%	8	33,184	0.7%	2.3	0.0%	NM	NM	TITASGAS	39,371	0.8%	22.4	11.8x	0.5x

Top Ten Gainers	Close Price (BDT)	Δ%	Turnover (BDT Mn)	PE	PB	Top Twenty Free Float Mcap	Free Float Mcap (BDT Mn)	% of Total Free Float Mcap	PE	PB	Most Traded Share	Close Price (BDT)	Δ%	Turnover (BDT Mn)	PE	PB
ACIFORMULA	186.0	+10.0%	294.6	31.5x	2.8x	SQURPHARMA	129,979	7.3%	10.7x	2.0x	FORTUNE	120.5	-1.3%	644.4	38.9x	8.0x
NHFIL	49.6	+10.0%	96.6	22.2x	2.7x	BEXIMCO	85,741	4.8%	8.9x	1.7x	JHRML	94.7	+2.9%	484.5	45.5x	3.1x
SPCERAMICS	37.6	+9.9%	355.3	84.4x	1.2x	BATBC	83,384	4.7%	21.1x	8.6x	IPDC	56.3	-2.9%	483.0	23.3x	3.2x
NFML	17.7	+9.9%	10.4	NM	1.5x	RENATA	71,071	4.0%	26.3x	5.1x	ORIONPHARM	102.2	+1.2%	448.0	24.9x	1.2x
EHL	67.5	+9.9%	293.3	14.5x	0.9x	BXPBARMA	52,110	2.9%	13.0x	1.9x	SPCERAMICS	37.6	+9.9%	355.3	84.4x	1.2x
CVOPRL	198.7	+9.1%	66.3	NM	23.0x	GP	43,061	2.4%	12.9x	7.4x	BEXIMCO	146.8	-0.7%	325.1	8.9x	1.7x
APEXTANRY	178.0	+8.2%	34.9	NM	2.8x	BEACONPHAR	40,910	2.3%	62.5x	10.0x	UNIQUEHRL	73.7	+0.8%	308.0	25.2x	0.8x
UNIONCAP	7.7	+6.9%	2.9	NM	NM	BRACBANK	34,054	1.9%	11.6x	1.1x	ACIFORMULA	186.0	+10.0%	294.6	31.5x	2.8x
BDTHAI	19.0	+6.7%	14.3	58.0x	0.7x	LHBL	31,708	1.8%	23.7x	5.1x	EHL	67.5	+9.9%	293.3	14.5x	0.9x
ADNTEL	77.9	+6.3%	97.6	30.2x	2.9x	ISLAMIBANK	25,864	1.4%	10.8x	0.8x	BSC	121.3	-0.2%	219.5	10.7x	1.8x

Top Ten Losers	Close Price (BDT)	Δ%	Turnover (BDT Mn)	PE	PB	Block Trade	Maximum Price (BDT)	Minimum Price (BDT)	No. of Trade	Quantity ('000)	Turnover (BDT Mn)
IMAMBUTTON	56.0	-4.9%	2.6	NM	11.6x	ADNTEL	78.0	78.0	2.0	1,638	127.76
ICBIBANK	4.2	-4.5%	6.6	NM	NM	ACIFORMULA	186.0	180.0	8.0	659	122.52
PUBALIBANK	26.6	-4.0%	1.4	6.3x	0.7x	MTB	18.3	18.3	1.0	6,337	115.97
GENEXIL	107.6	-3.5%	201.4	31.7x	5.8x	PROVATIINS	103.0	101.0	7.0	791	80.24
COPPERTECH	41.8	-3.5%	104.8	24.2x	3.2x	NCCBANK	15.8	15.0	3.0	4,506	71.16
NAHEEACP	65.6	-3.2%	53.3	22.5x	3.5x	PRIMEINSUR	86.5	85.0	3.0	400	34.30
MEGHNAPEP	27.0	-3.2%	1.6	NM	NM	SONALIPAPR	910.0	902.5	5.0	33	29.97
IPDC	56.3	-2.9%	483.0	23.3x	3.2x	IPDC	56.0	55.1	3.0	452	25.04
LOVELLO	44.3	-2.6%	126.8	22.6x	3.5x	KTL	35.5	35.5	7.0	575	20.41
EBL	33.2	-2.4%	14.7	6.6x	1.0x	SUNLIFEINS	43.0	43.0	1.0	378	16.25

*NBFI Sector PE calculation methodology has been modified to reflect positive earnings only.

** The base of the Bond index starts at 100, starting from Jan 13, 2022

Block Trade	Maximum Price (BDT)	Minimum Price (BDT)	Turnover (BDT Mn)	Quantity ('000)	No. of Trade
ADNTEL	78.0	78.0	127.8	1,638	2
ACIFORMULA	186.0	180.0	122.5	659	8
MTB	18.3	18.3	116.0	6,337	1
PROVATIINS	103.0	101.0	80.2	791	7
NCCBANK	15.8	15.0	71.2	4,506	3
PRIMEINSUR	86.5	85.0	34.3	400	3
SONALIPAPR	910.0	902.5	30.0	33	5
IPDC	56.0	55.1	25.0	452	3
KTL	35.5	35.5	20.4	575	7
SUNLIFEINS	43.0	43.0	16.3	378	1
BDLAMPS	300.0	300.0	15.0	50	1
REPUBLIC	49.6	49.6	14.9	300	1
SEAPEARL	51.0	48.4	7.7	157	3
PDL	12.8	12.8	4.4	347	1
AGNISYSL	23.5	23.5	4.2	178	5
NAHEEACP	69.0	69.0	4.1	60	1
FORTUNE	126.0	126.0	3.8	30	1
SALVOCHEM	57.0	56.9	3.8	66	2
PRAGATIINS	75.0	75.0	3.8	50	1
DSSL	17.8	17.8	3.6	200	1
HRTEX	81.0	73.5	3.2	40	2
BATBC	580.5	580.5	3.1	5	1
Total			732.8		83

Upcoming Corporate Events

DSE Ticker	Right Share	Dividend		Event	Date
		Stock	Cash		
Pragati Insurance Ltd	-	0.0%	35.0%	Record Date	10-May-22
ICB Islamic Bank Limited	-	0.0%	0.0%	Record Date	11-May-22
NRB Commercial Bank Limited	-	7.5%	7.5%	Record Date	11-May-22
Mercantile Insurance Co. Ltd.	-	0.0%	10.0%	Record Date	17-May-22
First Security Islami Bank Limited	-	5.0%	5.0%	Record Date	19-May-22
Sena Kalyan Insurance Company Limited	-	0.0%	12.0%	Record Date	22-May-22
Dhaka Insurance Limited	-	0.0%	25.0%	Record Date	22-May-22
Mutual Trust Bank Ltd.	-	10.0%	0.0%	Record Date	23-May-22
Bata Shoe Company (Bangladesh) Limited	-	0.0%	25.0%	Record Date	23-May-22
Agrani Insurance Co. Ltd.	-	0.0%	15.0%	Record Date	23-May-22
Continental Insurance Ltd.	-	0.0%	12.0%	Record Date	24-May-22
Standard Insurance Limited	-	0.0%	13.0%	Record Date	24-May-22
Dhaka Bank Ltd.	-	0.0%	12.0%	Record Date	24-May-22
AB Bank Limited	-	3.0%	2.0%	Record Date	24-May-22
Crystal Insurance Company Limited	-	0.0%	10.0%	Record Date	24-May-22
Peoples Insurance Company Ltd.	-	0.0%	12.5%	Record Date	25-May-22
Bangladesh National Insurance Company Limited	-	0.0%	18.0%	Record Date	25-May-22

Important DSE News
ISLAMICFIN

The Board of Directors has recommended 10.50% cash dividend for the year ended December 31, 2021. Date of AGM: 29.06.2022, Time: 11:00 AM, Venue: Digital Platform. Record date: 31.05.2022. The Company has also reported EPS of Tk. 1.32, NAV per share of Tk. 15.31 and NOCFPS of Tk. (1.87) for the year ended December 31, 2021 as against Tk. 1.54, Tk. 14.99 and Tk. 5.58 respectively for the same period of the previous year.

(Q1 Un-audited): EPS was Tk. 0.30 for January-March 2022 as against Tk. 0.41 for January-March 2021. NOCFPS was Tk. (4.98) for January-March 2022 as against Tk. (0.27) for January-March 2021. NAV per share was Tk. 15.61 as on March 31, 2022 and Tk. 15.41 as on March 31, 2021.

MTB

Associated Builders Corporation Ltd., one of the Corporate Sponsors and Directors of the Company, has expressed its intention to sell 6,337,400 shares out of its total holding 23,446,418 shares of the Company at prevailing market price (In the Block Market) through Dhaka Stock Exchange whereas Rashed Ahmed Chowdhury, a Nominated Director of the Associated Builders Corporation Ltd. has expressed his intention to buy 6,337,400 shares at prevailing market price (in the Block Market) through Dhaka Stock Exchange within next 30 working days.

ICB

Bangladesh Development Bank Ltd., one of the Corporate Directors of the Company, has further reported that it has completed its sale of 15,00,000 shares of the Company at prevailing market price (in the Public Market) through Dhaka Stock Exchange as per declaration disseminated on 16.03.2022.

BARKAPOWER

Mr. Md. Ahsanul Kabir, one of the Directors of the company, has further reported that he has completed his selling of 5,00,000 shares of the Company at prevailing market price (in the Public Market) through Dhaka Stock Exchange as per declaration disseminated on 25.04.2022. Gulam Rabbani Chowdhury, one of the Nominated Directors of the Company, has further reported that he has completed his selling of 48,94,122 shares (in the Block Market) whereas NRB Ventures (pvt.) Limited another Corporate Director of the company has completed its buying of 48,94,122 shares at prevailing market price (in the Block Market) through Dhaka Stock Exchange as per declaration disseminated on 27.04.2022.

Disclaimer: This report has been prepared by BRAC EPL Stock Brokerage Ltd and is provided for information purposes. It is not, under any circumstances, to be used or considered as an offer to sell, or a solicitation of any offer to buy. Reasonable care has been taken to ensure that the information is not untrue and misleading. BRAC EPL Stock Brokerage Ltd makes no representation or warranty as to the accuracy or completeness of such information. All opinions and estimates included in this report constitute our judgment as of this date and are subject to change without notice.