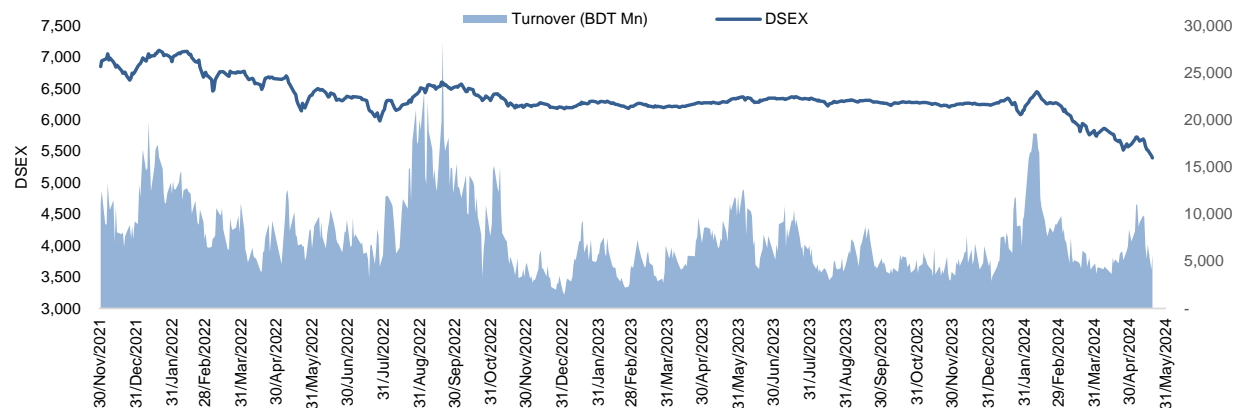


Daily Market Update

The market closed in red today. The benchmark index DSEX (-0.69%) lost 37.63 points and closed at 5,393.65. The blue-chip index DS30 (-0.49%), the Shariah-based index DSES (-0.91%), and the large-cap index CDSET (-0.47%) closed at 1,938.88, 1,180.76, and 1,018.44 points, respectively. All the large-cap sectors posted negative performance today. NBF1 experienced the highest loss of 2.06% followed by Engineering (-2.02%), Food & Allied (-1.57%), Telecommunication (-1.09%), Fuel & Power (-0.71%), Pharmaceutical (-0.47%), and Bank (-0.45%), respectively. Block trades contributed 5.7% of the overall market turnover. Orion Pharma Ltd. (+9.8%) was the most traded share with a turnover of BDT 415 million.



Index	Closing	Opening	Point Δ	%Δ	YTD %Δ
DSEX	5,393.65	5,431.28	-37.63	-0.69%	-13.7%
DS30	1,938.88	1,948.44	-9.56	-0.49%	-7.4%
DSES	1,180.76	1,191.64	-10.88	-0.91%	-13.4%
CDSET	1,018.44	1,023.23	-4.79	-0.47%	-15.3%

	Advanced	Declined	Unchanged	Total
All Category	81	278	30	389
A Category (Equity)	49	163	18	230
B Category (Equity)	18	79	5	102
N Category (Equity)	0	4	0	4
Z Category (Equity)	14	32	7	53
Mutual Funds	6	23	8	37
Corporate Bonds	0	1	0	1
Treasury Bonds	0	0	0	0

* Based on Traded Scrips

	Today	Last Day	Daily %Δ	
Mcap	Mn BDT	6,911,867	6,947,743	-0.5%
	Mn USD	58,832	59,138	
Turnover	Mn BDT	5,612	4,092	+37.2%
	Mn USD	48	35	
Volume	Mn Shares	141	131	+7.5%
	No. of Trade	131,769	96,220	+36.9%

* Average Interbank Exchange Rate is BDT 117.48 as of May 20, 2024

Fahim Hassan Research Analyst (880) 1709636546 fahim.hassan@bracepl.com	Md Istiaz Uddin Research Associate (880) 1708805202 mistiaz.uddin@bracepl.com
---	---

Figure: Sectorial Turnover (BDT Mn)

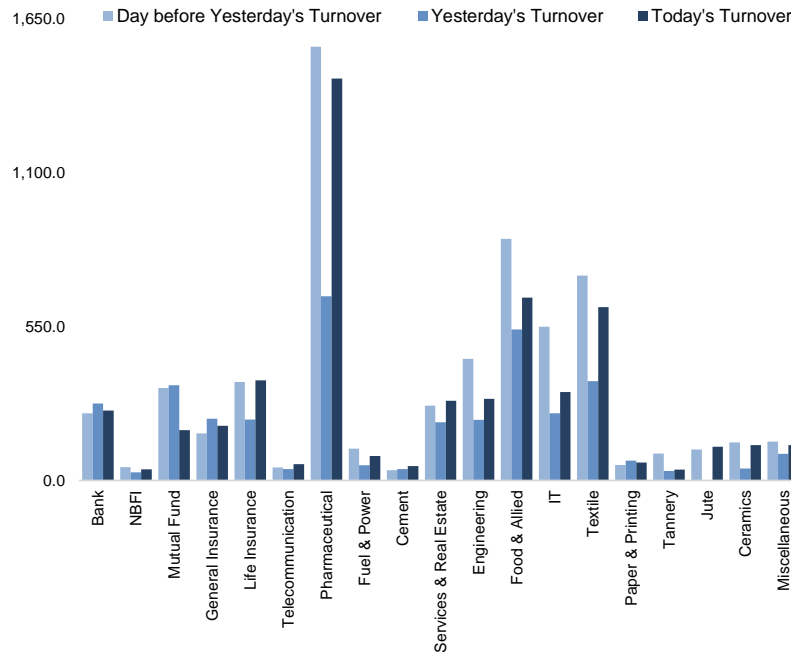
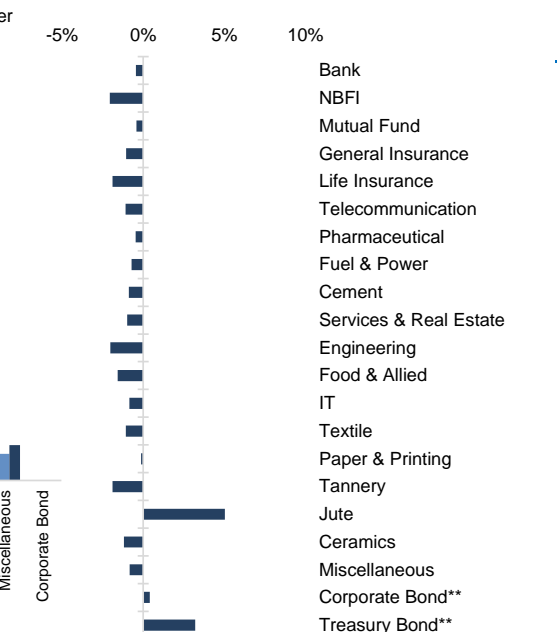


Figure: Sectorial Mcap Change



Market PE 14.0x
Market PB 1.2x

* Market P/E and P/BV calculation excludes Mutual Fund, Life Insurance, and NBL

Sector Index	Closing	Opening	Points Δ	%Δ	No. of Companies	Mcap (BDT Mn)	% of Total Mcap	Turnover (BDT Mn)	% of Total Turnover	PE	PB	Top Twenty Market Cap	Mcap (BDT Mn)	% of Total Mcap	Turnover (BDT Mn)	PE	PB
Bank	1,324	1,330	-5.99	-0.45%	36	633,311	9.6%	249.7	4.7%	7.3x	0.6x	GP	303,007	8.4%	27.5	7.8x	3.8x
NBFI	1,184	1,209	-24.96	-2.06%	23	114,605	1.7%	39.6	0.7%	NM	NM	SQURPHARMA	182,875	5.1%	30.8	9.0x	1.5x
Mutual Fund	698	701	-2.95	-0.42%	37	32,615	0.5%	179.6	3.4%	NM	0.6x	BATBC	178,848	4.9%	39.8	10.2x	3.4x
General Insurance	3,124	3,157	-33.39	-1.06%	43	90,488	1.4%	195.7	3.7%	16.4x	1.4x	WALTONHIL	165,732	4.6%	10.1	12.8x	1.5x
Life Insurance	2,160	2,202	-41.73	-1.90%	15	57,430	0.9%	358.0	6.8%	NM	NM	ROBI	116,282	3.2%	26.7	30.4x	1.7x
Telecommunication	3,783	3,825	-41.79	-1.09%	3	438,023	6.7%	57.9	1.1%	9.9x	2.7x	BEXIMCO	103,842	2.9%	0.0	NM	1.2x
Pharmaceutical	3,132	3,147	-14.78	-0.47%	33	597,873	9.1%	1,435.4	27.1%	16.2x	1.8x	RENATA	77,650	2.1%	4.0	33.8x	2.4x
Fuel & Power	1,209	1,218	-8.67	-0.71%	23	318,332	4.8%	87.6	1.7%	20.8x	0.7x	BERGERPBL	77,154	2.1%	2.8	23.7x	5.7x
Cement	2,205	2,225	-19.67	-0.88%	7	105,323	1.6%	51.5	1.0%	15.3x	2.1x	UPGDCL	72,056	2.0%	2.9	9.6x	2.1x
Services & Real Estate	1,646	1,662	-16.39	-0.99%	9	91,001	1.4%	284.5	5.4%	28.5x	0.7x	LHBL	69,915	1.9%	35.5	12.3x	2.9x
Engineering	2,858	2,917	-58.94	-2.02%	42	330,160	5.0%	291.3	5.5%	13.8x	1.0x	BRACBANK	63,002	1.7%	11.9	7.1x	0.9x
Food & Allied	15,909	16,163	-254.12	-1.57%	21	292,091	4.4%	653.1	12.3%	15.5x	4.9x	ISLAMIBANK	52,486	1.5%	0.0	8.3x	0.7x
IT	2,666	2,689	-22.78	-0.85%	11	35,077	0.5%	315.4	6.0%	28.9x	2.3x	ICB	52,209	1.4%	0.5	NM	1.2x
Textile	1,277	1,291	-13.90	-1.08%	58	132,535	2.0%	618.6	11.7%	NM	0.9x	BXPHARMA	50,277	1.4%	18.6	9.4x	1.1x
Paper & Printing	7,324	7,334	-9.76	-0.13%	6	33,603	0.5%	64.3	1.2%	51.9x	1.6x	UNILEVERCL	45,121	1.2%	81.3	52.3x	17.5x
Tannery	2,425	2,471	-46.71	-1.89%	6	26,557	0.4%	38.6	0.7%	38.2x	2.5x	DUTCHBANGL	42,974	1.2%	1.0	5.3x	0.9x
Jute	18,308	17,430	+878.40	+5.04%	3	4,290	0.1%	119.9	2.3%	NM	NM	POWERGRID	39,202	1.1%	10.6	NM	0.2x
Ceramics	523	530	-6.32	-1.19%	5	23,241	0.4%	126.4	2.4%	44.7x	1.4x	BESTHLDNG	37,073	1.0%	94.5	26.9x	0.6x
Miscellaneous	4,289	4,326	-36.38	-0.84%	15	233,717	3.6%	126.4	2.4%	39.4x	1.8x	BEACONPHAR	35,620	1.0%	65.5	79.1x	5.8x
Corporate Bond**	5,289	5,268	+21.50	+0.41%	16	43,042	0.7%	0.1	0.0%	NM	NM	EBL	35,312	1.0%	6.3	5.4x	0.8x
Treasury Bond**	108	104	+3.35	+3.21%	240	2,941,408	44.7%	0.0	0.0%	NM	NM						

Top Ten Gainers	Close Price (BDT)	Δ%	Turnover (BDT Mn)	PE	PB	Top Twenty Free Float Mcap	Free Float Mcap (BDT Mn)	% of Total Free Float Mcap	PE	PB	Most Traded Share	Close Price (BDT)	Δ%	Turnover (BDT Mn)	PE	PB
BIFC	7.7	+10.0%	0.1	NM	NM	SQURPHARMA	121,789	7.0%	9.0x	1.5x	ORIONPHARM	76.1	+9.8%	414.6	17.3x	0.8x
MITHUNKNIT	29.8	+10.0%	24.8	NM	9.4x	BATBC	74,086	4.3%	10.2x	3.4x	LOVELLO	88.2	+2.2%	250.8	63.9x	6.7x
ORIONPHARM	76.1	+9.8%	414.6	17.3x	0.8x	BEXIMCO	69,196	4.0%	NM	1.2x	RUPALILIFE	141.6	+0.6%	220.3	NM	NM
DULLAMIACOT	68.5	+8.6%	0.0	NM	NM	RENATA	68,042	3.9%	33.8x	2.4x	EGEN	48.6	-3.0%	178.8	33.1x	2.1x
ALLTEX	16.7	+8.4%	2.9	NM	3.1x	BXPHARMA	45,564	2.6%	9.4x	1.1x	ORIONINFU	602.8	-2.0%	168.8	NM	40.4x
SHEPHERD	16.4	+7.9%	19.7	NM	1.2x	GP	38,700	2.2%	7.8x	3.8x	ASIATICLAB	67.0	-2.9%	166.5	NM	1.3x
SONALIANSH	320.6	+6.8%	119.4	37.3x	5x	BEACONPHAR	34,036	2.0%	79.1x	5.8x	NAVANAPHAR	107.5	+0.1%	143.6	27.5x	2.6x
ICBAGRANI1	8.6	+6.2%	0.3	NM	1.1x	ISLAMIBANK	33,649	1.9%	8.3x	0.7x	BEACHHATCH	76.2	+1.9%	136.2	39.5x	6.1x
CRYSTALINS	88.7	+5.5%	9.8	31.5x	3.6x	BRACBANK	30,964	1.8%	7.1x	0.9x	SONALIANSH	320.6	+6.8%	119.4	37.3x	4.8x
MONNOCERA	89.7	+4.5%	47.4	26.4x	1.1x	LHBL	28,853	1.7%	12.3x	2.9x	AIL	127.8	+0.4%	101.7	51.7x	5.3x

Top Ten Losers	Close Price (BDT)	Δ%	Turnover (BDT Mn)	PE	PB	Top Twenty Free Float Mcap	Free Float Mcap (BDT Mn)	% of Total Free Float Mcap	PE	PB	Block Trade	Maximum Price (BDT)	Minimum Price (BDT)	No. of Trade	Quantity ('000)	Turnover (BDT Mn)
EGEN	48.6	-3.0%	178.8	33.1x	2.1x	PUBALIBANK	18,457	1.1%	3.7x	0.6x	LOVELLO	84.9	83.8	11.0	924	77.89
BATBC	331.2	-3.0%	39.8	10.2x	3x	CITYBANK	18,190	1.0%	3.7x	0.6x	SQURPHARMA	206.6	206.6	1.0	266	54.85
FEKDIL	19.5	-3.0%	93.6	12.5x	1.0x	OLYMPIC	16,818	1.0%	15.4x	2.5x	AIL	130.0	124.0	7.0	281	35.09
PRIMEINSUR	39.1	-3.0%	1.8	15.7x	1.8x	ROBI	15,714	0.9%	30.4x	1.7x	AL-HAJTEX	177.7	174.1	8.0	179	31.12
HRTEX	49.0	-3.0%	7.1	NM	1.4x	BSRMLTD	14,210	0.8%	4.6x	0.6x	SALVOCHEM	61.6	61.0	2.0	210	12.93
GEMINISEA	274.8	-3.0%	17.8	38.9x	12.5x	BESTHLDNG	14,098	0.8%	26.9x	0.6x	MPETROLEUM	197.6	192.0	3.0	59	11.57
PROVATIINS	36.0	-3.0%	2.9	23.1x	1.7x	PRIMEBANK	13,962	0.8%	4.1x	0.6x	RELIANCE1	20.7	20.2	5.0	550	11.23
JMISMDL	147.7	-3.0%	6.1	NM	1.7x	UPGDCL	13,547	0.8%	9.6x	2.1x	UNILEVERCL	2,187.0	2,187.0	1.0	4	8.75
FORTUNE	32.9	-2.9%	34.5	32.5x	2.3x	SUMITPOWER	13,369	0.8%	31.3x	0.5x	NCCBANK	11.8	11.8	1.0	636	7.51
APEXFOODS	237.2	-2.9%	3.4	37.9x	1.8x						SAMORITA	67.7	67.7	1.0	100	6.77

* NBFI Sector PE calculation methodology has been modified to reflect positive earnings only.
 ** The base of the Bond index starts at 100, starting from Jan 13, 2022
 Similarly, Treasury Bond Index starts at 100, starting from Oct 10, 2022

Block Trade	Maximum Price (BDT)	Minimum Price	Turnover (BDT Mn)	Quantity ('000)	No. of Trade
LOVELLO	84.9	83.8	77.9	924	11
SQURPHARMA	206.6	206.6	54.9	266	1
AIL	130.0	124.0	35.1	281	7
AL-HAJTEX	177.7	174.1	31.1	179	8
SALVOCHEM	61.6	61.0	12.9	210	2
MPETROLEUM	197.6	192.0	11.6	59	3
RELIANCE1	20.7	20.2	11.2	550	5
UNILEVERCL	2,187.0	2,187.0	8.7	4	1
NCCBANK	11.8	11.8	7.5	636	1
SAMORITA	67.7	67.7	6.8	100	1
JAMUNAOIL	177.0	177.0	6.5	37	1
SHASHADNIM	23.4	23.4	4.9	210	1
RUPALILIFE	140.8	140.8	4.4	31	1
ASIATICLAB	71.0	67.2	4.3	61	4
ADVENT	31.0	27.6	3.8	127	3
BEACONPHAR	170.0	153.0	3.3	20	2
GOLDENSON	24.9	24.9	3.0	120	1
BEXIMCO	104.1	104.1	2.6	25	2
STANDARINS	43.1	38.1	2.5	63	2
ORIONPHARM	71.8	68.0	2.4	34	4
JAMUNABANK	23.9	23.9	2.3	97	1
FINEFOODS	180.0	180.0	2.0	11	1
Total			318.7		84

Upcoming Corporate Events

DSE Ticker	Right Share	Dividend		Event	Date
		Stock	Cash		
PRIMEINSUR		0.0%	12%	Record Date	21-May-24
PREMIERBAN		0.0%	13%	Record Date	21-May-24
NRBCBANK		0.0%	11%	Record Date	21-May-24
EIL		0.0%	7%	Record Date	23-May-24
PIONEERINS		10.0%	20%	Record Date	23-May-24
UCB		5.0%	5%	Record Date	23-May-24
EXIMBANK		0.0%	10%	Record Date	26-May-24
IFIC		5.0%	0%	Record Date	26-May-24
FIRSTSBANK		5.0%	5%	Record Date	26-May-24
ASIAINS		0.0%	11%	Record Date	26-May-24
JAMUNABANK		8.5%	18%	Record Date	26-May-24
MERCINS		0.0%	10%	Record Date	26-May-24
REPUBLIC		0.0%	11%	Record Date	26-May-24
ONEBANKPLC		3.5%	4%	Record Date	26-May-24
ABBANK		2.0%	0%	Record Date	26-May-24

Important DSE News
PROVATIINS

(Q1 Un-audited): EPS was Tk. 0.55 for January-March 2024 as against Tk. 0.73 (restated) for January-March 2023. NOCFPS was Tk. (1.90) for January-March 2024 as against Tk. 1.22 for January-March 2023. NAV per share was Tk. 21.56 as on March 31, 2024 and Tk. 20.77 as on March 31, 2023.

NRBCBANK

Mr. Tanwir M.O. Rahman Chowdhury, a Sponsor of the company, has further informed that he has completed his transfer of 1,145,768 shares of the company to his father Dr. Toufique Rahman Chowdhury (also a Sponsor of the company), by way of gift outside the trading system of the Exchange as per declaration disseminated on 16.05.2024.

IFIC

Refer to their earlier news disseminated by DSE on 30.04.2024, the company has informed that the Bangladesh Securities and Exchange Commission (BSEC) has accorded its consent to increase Paid-up Capital of the company through issuance of 5% Stock Dividend for the year ended December 31, 2023.

BSCCL

Dhaka Stock Exchange PLC. (DSE) has approved the proposed name change of the Company. Accordingly, the name of the Company will be 'Bangladesh Submarine Cable Company PLC' instead of 'Bangladesh Submarine Cable Company Limited' with effect from May 21, 2024. Other things (except name) will remain unchanged.

EXCH

The subscription for shares of Techno Drugs Ltd. by General Public through Electronic Subscription System will be started from June 09, 2024 and continued till June 13, 2024. Minimum required investment for Resident Bangladeshi (RB) will be BDT 50,000 (fifty thousand only) and for Non-Resident Bangladeshi (NRB) will be BDT 100,000 (one lakh only) as on May 30, 2024 (day-end) in matured listed securities at market price.

Which is in accordance with the BSEC consent letter to Techno Drugs Ltd. (Ref: BSEC/CI/IPO-345/2023/82, dated March 25, 2024). Minimum amount allowed for subscription for General Public would be BDT 10,000 (ten thousand) or its multiple and maximum amount would be BDT 1,000,000 (ten lakh only). The registered TREC Holders/merchant bankers have to upload the IPO application file of General Public in the Electronic Subscription System (ESS) from 10:00 AM of June 19, 2024 to 4:30 PM of June 23, 2024 and make the full payment to DSE through United Commercial Bank PLC (A/C Name: Dhaka Stock Exchange PLC., A/C No.: 1511308000000016) from 10:00 AM of June 19, 2024 to 2:00 PM of June 23, 2024 (during banking hour) from their consolidated customers' account based on total submitted applications. Exchanges shall send the list of BO accounts who have applied in the IPO to the CDBL and CDBL shall verify the list of BO accounts provided by the Exchanges regarding investment of general applicants in listed securities.

Disclaimer: This report has been prepared by BRAC EPL Stock Brokerage Ltd and is provided for information purposes. It is not, under any circumstances, to be used or considered as an offer to sell, or a solicitation of any offer to buy. Reasonable care has been taken to ensure that the information is not untrue and misleading. BRAC EPL Stock Brokerage Ltd makes no representation or warranty as to the accuracy or completeness of such information. All opinions and estimates included in this report constitute our judgment as of this date and are subject to change without notice.