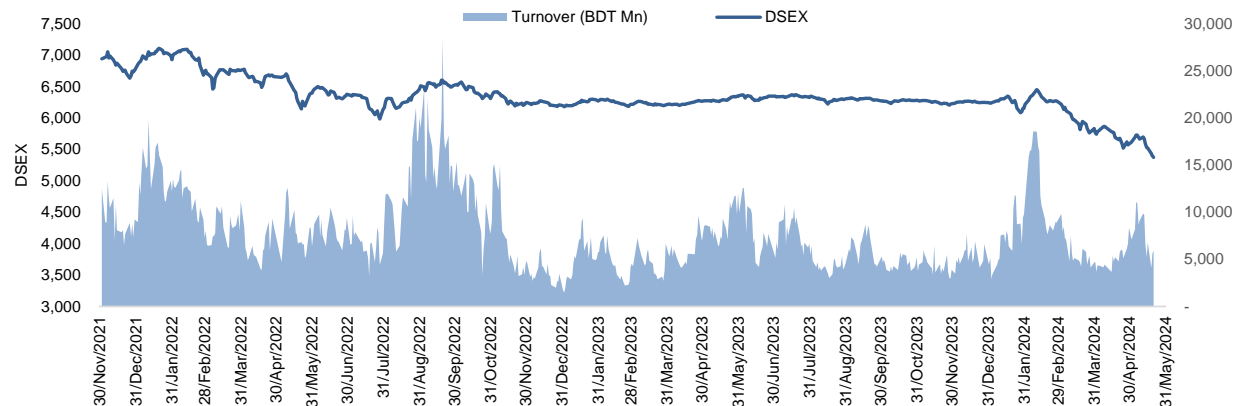


Daily Market Update

The market closed in red today. The benchmark index DSEX (-0.42%) lost 22.55 points and closed at 5,371.10. The blue-chip index DS30 (-0.46%), the Shariah-based index DSES (-0.53%), and the large-cap index CDSET (+0.01%) closed at 1,929.93, 1,174.56, and 1,018.51 points, respectively. Most of the large-cap sectors posted negative performance today. NBF1 experienced the highest loss of 1.35% followed by Pharmaceutical (-0.52%), Engineering (-0.49%), Fuel & Power (-0.38%), Food & Allied (-0.32%), Bank (+0.01%), and Telecommunication (+0.40%), respectively. Block trades contributed 11.9% of the overall market turnover. Orion Pharma Ltd. (-1.7%) was the most traded share with a turnover of BDT 437 million.



Index	Closing	Opening	Point Δ	%Δ	YTD %Δ
DSEX	5,371.10	5,393.65	-22.55	-0.42%	-14.0%
DS30	1,929.93	1,938.88	-8.95	-0.46%	-7.8%
DSES	1,174.56	1,180.76	-6.20	-0.53%	-13.9%
CDSET	1,018.51	1,018.44	+0.07	+0.01%	-15.3%

	Advanced	Declined	Unchanged	Total
All Category	102	235	56	393
A Category (Equity)	51	144	37	232
B Category (Equity)	20	72	11	103
N Category (Equity)	1	3	0	4
Z Category (Equity)	30	16	8	54
Mutual Funds	6	14	17	37
Corporate Bonds	0	1	1	2
Treasury Bonds	0	0	0	0

* Based on Traded Scrips

	Today	Last Day	Daily %Δ	
Mcap	Mn BDT	6,893,733	6,911,867	-0.3%
	Mn USD	58,577	58,731	
Turnover	Mn BDT	5,916	5,612	+5.4%
	Mn USD	50	48	
Volume	Mn Shares	173	141	+22.6%
	No. of Trade	152,736	131,769	+15.9%

* Average Interbank Exchange Rate is BDT 117.69 as of May 21, 2024

Fahim Hassan Research Analyst (880) 1709636546 fahim.hassan@bracepl.com	Md Istiaz Uddin Research Associate (880) 1708805202 mistiaz.uddin@bracepl.com
---	---

Figure: Sectorial Turnover (BDT Mn)

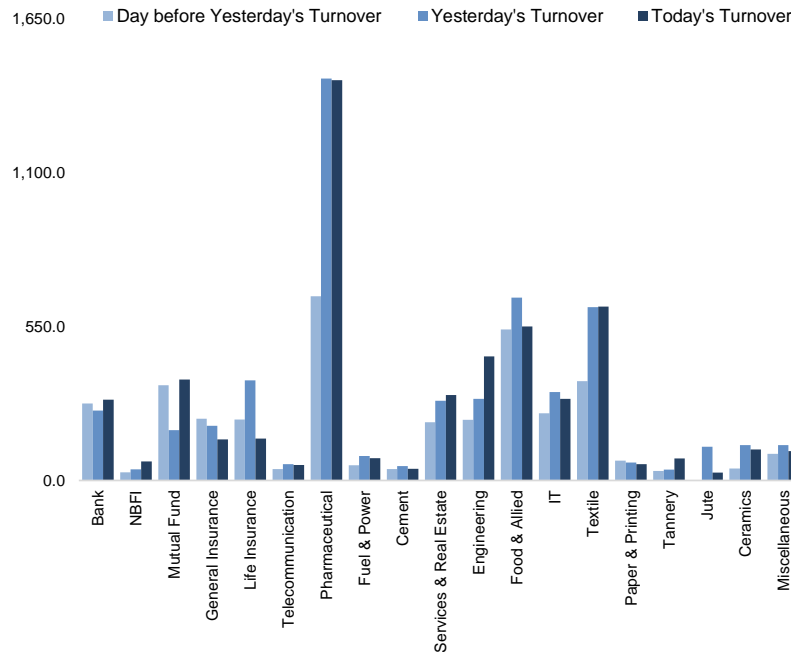
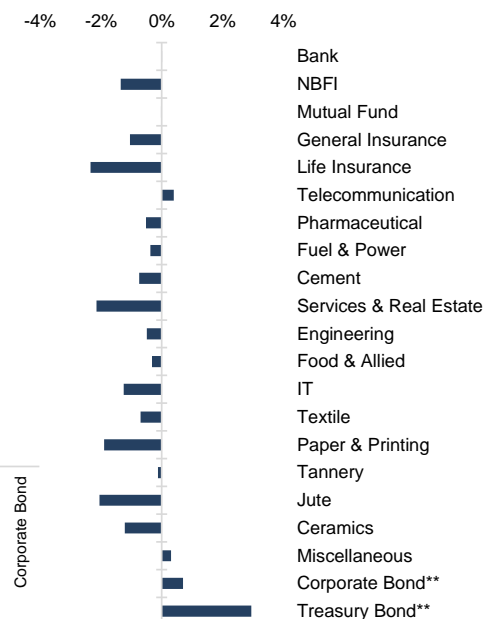


Figure: Sectorial Mcap Change



Market PE 13.9x
Market PB 1.2x

* Market P/E and P/BV calculation excludes Mutual Fund, Life Insurance, and NBL

Sector Index	Closing	Opening	Points Δ	%Δ	No. of Companies	Mcap (BDT Mn)	% of Total Mcap	Turnover (BDT Mn)	% of Total Turnover	PE	PB	Top Twenty Market Cap	Mcap (BDT Mn)	% of Total Mcap	Turnover (BDT Mn)	PE	PB
Bank	1,324	1,324	+0.17	+0.01%	36	633,393	9.7%	288.2	5.5%	7.3x	0.6x	GP	304,223	8.4%	17.3	7.9x	3.8x
NBFI	1,168	1,184	-15.98	-1.35%	23	113,058	1.7%	67.7	1.3%	NM	NM	SQURPHARMA	182,609	5.1%	43.7	9.0x	1.5x
Mutual Fund	698	698	-0.16	-0.02%	37	32,608	0.5%	360.7	6.9%	NM	0.6x	BATBC	180,198	5.0%	29.5	10.3x	3.4x
General Insurance	3,091	3,124	-32.59	-1.04%	43	89,544	1.4%	146.3	2.8%	16.3x	1.4x	WALTONHIL	165,308	4.6%	17.4	12.8x	1.5x
Life Insurance	2,110	2,160	-50.52	-2.34%	15	56,087	0.9%	150.0	2.9%	NM	NM	ROBI	116,806	3.2%	34.5	30.5x	1.7x
Telecommunication	3,798	3,783	+15.02	+0.40%	3	439,762	6.7%	54.9	1.1%	9.9x	2.7x	BEXIMCO	103,842	2.9%	0.0	NM	1.2x
Pharmaceutical	3,116	3,132	-16.15	-0.52%	33	594,789	9.1%	1,429.8	27.4%	16.1x	1.7x	BERGERPBL	78,926	2.2%	0.6	24.3x	5.9x
Fuel & Power	1,205	1,209	-4.55	-0.38%	23	317,134	4.8%	79.8	1.5%	20.7x	0.7x	RENATA	76,893	2.1%	2.9	33.5x	2.4x
Cement	2,189	2,205	-16.29	-0.74%	7	104,545	1.6%	41.6	0.8%	15.2x	2.1x	UPGDCL	72,288	2.0%	2.5	9.6x	2.1x
Services & Real Estate	1,611	1,646	-35.36	-2.15%	9	89,045	1.4%	305.3	5.9%	27.9x	0.6x	LHBL	69,334	1.9%	27.0	12.2x	2.9x
Engineering	2,844	2,858	-13.99	-0.49%	42	328,543	5.0%	442.9	8.5%	13.7x	1.0x	BRACBANK	64,064	1.8%	42.1	7.2x	0.9x
Food & Allied	15,859	15,909	-50.72	-0.32%	21	291,160	4.4%	550.1	10.6%	15.5x	4.9x	ISLAMIBANK	52,486	1.5%	0.5	8.3x	0.7x
IT	2,633	2,666	-33.35	-1.25%	11	34,638	0.5%	291.4	5.6%	28.6x	2.2x	ICB	50,908	1.4%	14.5	NM	1.2x
Textile	1,269	1,277	-8.88	-0.70%	58	131,614	2.0%	620.9	11.9%	NM	0.9x	BXPHARMA	49,831	1.4%	10.3	9.3x	1.1x
Paper & Printing	7,185	7,324	-139.05	-1.90%	6	32,965	0.5%	58.6	1.1%	50.9x	1.6x	UNILEVERCL	43,838	1.2%	24.2	50.8x	17.0x
Tannery	2,422	2,425	-2.91	-0.12%	6	26,525	0.4%	79.0	1.5%	38.2x	2.5x	DUTCHBANGL	42,271	1.2%	2.5	5.3x	0.9x
Jute	17,933	18,308	-375.55	-2.05%	3	4,202	0.1%	28.4	0.5%	NM	NM	POWERGRID	39,385	1.1%	2.9	NM	0.2x
Ceramics	517	523	-6.34	-1.21%	5	22,959	0.4%	110.8	2.1%	44.1x	1.4x	BEACONPHAR	36,683	1.0%	89.3	81.4x	6.0x
Miscellaneous	4,302	4,289	+13.16	+0.31%	15	234,434	3.6%	104.9	2.0%	39.5x	1.8x	BESTHLDNG	36,120	1.0%	134.0	26.2x	0.6x
Corporate Bond**	5,326	5,289	+37.32	+0.71%	16	43,027	0.7%	0.0	0.0%	NM	NM	EBL	35,312	1.0%	12.5	5.4x	0.8x
Treasury Bond**	111	108	+3.17	+2.95%	240	2,935,017	44.8%	0.0	0.0%	NM	NM						

Top Ten Gainers	Close Price (BDT)	Δ%	Turnover (BDT Mn)	PE	PB	Top Twenty Free Float Mcap	Free Float Mcap (BDT Mn)	% of Total Free Float Mcap	PE	PB	Most Traded Share	Close Price (BDT)	Δ%	Turnover (BDT Mn)	PE	PB
YPL	21.0	+9.9%	35.0	NM	3.9x	SQURPHARMA	121,789	7.0%	9.0x	1.5x	ORIONPHARM	74.8	-1.7%	436.7	17.0x	0.8x
MITHUNKNIT	32.7	+9.7%	35.2	NM	10.3x	BATBC	74,086	4.3%	10.3x	3.4x	LOVELLO	85.6	-2.9%	212.5	62.0x	6.5x
BIFC	8.4	+9.1%	0.4	NM	NM	BEXIMCO	69,196	4.0%	NM	1.2x	ASIATICLAB	65.0	-3.0%	212.0	NM	1.3x
ACTIVEFINE	13.9	+7.8%	10.8	NM	0.6x	RENATA	68,042	3.9%	33.5x	2.4x	BESTHLDNG	34.1	-2.6%	134.0	26.2x	0.6x
TUNGHAI	3.7	+5.7%	0.6	NM	NM	BXPHARMA	45,564	2.6%	9.3x	1.1x	BEACHHATCH	77.1	+1.2%	131.3	39.9x	6.2x
PRIME1CBA	6.2	+5.1%	3.9	NM	1.0x	GP	38,700	2.2%	7.9x	3.8x	EGEN	47.2	-2.9%	123.1	32.1x	2.0x
MATINSPINN	44.1	+4.5%	4.9	22.6x	1x	BEACONPHAR	34,036	2.0%	81.4x	6.0x	ORIONINFU	584.8	-3.0%	115.5	NM	39.2x
JUTESPINN	324.9	+3.7%	0.0	NM	NM	ISLAMIBANK	33,649	1.9%	8.3x	0.7x	ICBSONAL1	10.1	-1.0%	109.6	NM	1.5x
RAHIMTEXT	135.3	+3.6%	6.8	NM	5.5x	BRACBANK	30,964	1.8%	7.2x	0.9x	AIL	128.6	+0.6%	105.9	52.1x	5.4x
HWAWELLTEX	44.5	+3.5%	0.7	10.7x	1.2x	LHBL	28,853	1.7%	12.2x	2.9x	SEAPEARL	88.6	-1.0%	103.2	29.7x	4.6x

Top Ten Losers	Close Price (BDT)	Δ%	Turnover (BDT Mn)	PE	PB	Top Twenty Free Float Mcap	Free Float Mcap (BDT Mn)	% of Total Free Float Mcap	PE	PB	Block Trade	Maximum Price (BDT)	Minimum Price (BDT)	No. of Trade	Quantity ('000)	Turnover (BDT Mn)
SICL	29.1	-3.0%	3.2	NM	1.1x	PUBALIBANK	18,457	1.1%	3.7x	0.6x	ACI	141.0	141.0	2.0	1,704	240.19
SONALIPAPR	353.0	-3.0%	15.4	NM	2x	CITYBANK	18,190	1.0%	3.7x	0.6x	UNILEVERCL	2,450.0	2,450.0	2.0	98	239.86
SONALILIFE	84.3	-3.0%	9.7	NM	NM	OLYMPIC	16,818	1.0%	15.2x	2.4x	AIL	126.0	124.0	24.0	633	79.08
KOHINOOR	732.9	-3.0%	56.0	64.7x	12.7x	ROBI	15,714	0.9%	30.5x	1.7x	FEDERALINS	21.6	21.6	2.0	1,422	30.72
NEWLINE	42.2	-3.0%	0.0	81.2x	1.7x	BSRMLTD	14,210	0.8%	4.6x	0.6x	AL-HAJTEX	178.3	176.7	6.0	76	13.54
ORIONINFU	584.8	-3.0%	115.5	NM	39.2x	BESTHLDNG	14,098	0.8%	26.2x	0.6x	STANDBANKL	6.5	6.5	2.0	1,546	10.05
ASIATICLAB	65.0	-3.0%	212.0	NM	1.3x	PRIMEBANK	13,962	0.8%	4.1x	0.6x	WALTONHIL	551.5	550.0	4.0	17	9.34
LEGACYFOOT	71.6	-3.0%	41.9	NM	6.5x	UPGDCL	13,547	0.8%	9.6x	2.1x	BEACHHATCH	77.2	74.0	2.0	107	7.94
NAVANAPHAR	104.3	-3.0%	101.7	26.7x	2.5x	SUMITPOWER	13,369	0.8%	30.8x	0.5x	SAMORITA	67.1	67.1	1.0	100	6.71
JHRML	68.7	-3.0%	15.4	26.9x	2.1x						OIMEX	29.4	28.0	3.0	225	6.58

* NBFI Sector PE calculation methodology has been modified to reflect positive earnings only.
 ** The base of the Bond index starts at 100, starting from Jan 13, 2022
 Similarly, Treasury Bond Index starts at 100, starting from Oct 10, 2022

Block Trade	Maximum Price (BDT)	Minimum Price	Turnover (BDT Mn)	Quantity ('000)	No. of Trade
ACI	141.0	141.0	240.2	1,704	2
UNILEVERCL	2,450.0	2,450.0	239.9	98	2
AIL	126.0	124.0	79.1	633	24
FEDERALINS	21.6	21.6	30.7	1,422	2
AL-HAJTEX	178.3	176.7	13.5	76	6
STANDBANKL	6.5	6.5	10.1	1,546	2
WALTONHIL	551.5	550.0	9.3	17	4
BEACHHATCH	77.2	74.0	7.9	107	2
SAMORITA	67.1	67.1	6.7	100	1
OIMEX	29.4	28.0	6.6	225	3
NCCBANK	11.5	11.5	6.4	561	1
RELIANCE1	20.6	20.5	6.2	300	3
BEACONPHAR	166.0	166.0	5.0	30	1
ISLAMIINS	42.5	42.5	4.9	115	1
ACTIVEFINE	12.6	12.6	4.7	375	2
BEXIMCO	104.1	104.1	4.6	44	5
SHEPHERD	18.0	18.0	3.8	209	1
EGEN	51.0	48.0	3.7	76	3
ASIATICLAB	73.7	73.7	3.6	49	2
MARICO	2,110.0	2,110.0	2.2	1	1
IPDC	22.6	22.0	2.0	89	2
GLDNJMF	17.1	17.0	1.7	99	3
Total			704.9		91

Important DSE News
PRIMEBANK

Refer to their earlier news disseminated on 16.08.2023 regarding setting up of subsidiaries and investing in Digital Bank, the company has further informed that Bangladesh Bank has accorded consent for setting up a MFS subsidiary by the company under Bangladesh Mobile Financial Services (MFS) Regulations, 2022.

UCB

Refer to their earlier news disseminated by DSE on 30.04.2024 regarding dividend declaration, the company has informed that they are yet to receive BSEC's consent of the 5% stock dividend. In view of the foregoing, the record date of May 23, 2024 will be applicable for the 5% cash dividend and the Bank's 41st AGM only. The record date for the 5% stock dividend will be announced once the consent is obtained from BSEC.

LANKABAFIN

The company has informed that the Board of Directors of the company has decided to assign the charge of the Managing Director to Mr. A.K.M. Kamruzzaman FCMA, SEVP and Head of Operations of the company for a period of 3 (three) months with effect from the close of business of the company from May 20, 2024.

Upcoming Corporate Events

DSE Ticker	Right Share	Dividend		Event	Date
		Stock	Cash		
EIL		0.0%	7%	Record Date	23-May-24
PIONEERINS		10.0%	20%	Record Date	23-May-24
UCB		5.0%	5%	Record Date	23-May-24
EXIMBANK		0.0%	10%	Record Date	26-May-24
IFIC		5.0%	0%	Record Date	26-May-24
FIRSTSBANK		5.0%	5%	Record Date	26-May-24
ASIAINS		0.0%	11%	Record Date	26-May-24
JAMUNABANK		8.5%	18%	Record Date	26-May-24
MERCINS		0.0%	10%	Record Date	26-May-24
REPUBLIC		0.0%	11%	Record Date	26-May-24
ONEBANKPLC		3.5%	4%	Record Date	26-May-24
ABBANK		2.0%	0%	Record Date	26-May-24
BNICL		0.0%	20%	Record Date	27-May-24
PRAGATIINS		7.0%	20%	Record Date	27-May-24
MARICO		0.0%	200%	Record Date	27-May-24

Disclaimer: This report has been prepared by BRAC EPL Stock Brokerage Ltd and is provided for information purposes. It is not, under any circumstances, to be used or considered as an offer to sell, or a solicitation of any offer to buy. Reasonable care has been taken to ensure that the information is not untrue and misleading. BRAC EPL Stock Brokerage Ltd makes no representation or warranty as to the accuracy or completeness of such information. All opinions and estimates included in this report constitute our judgment as of this date and are subject to change without notice.