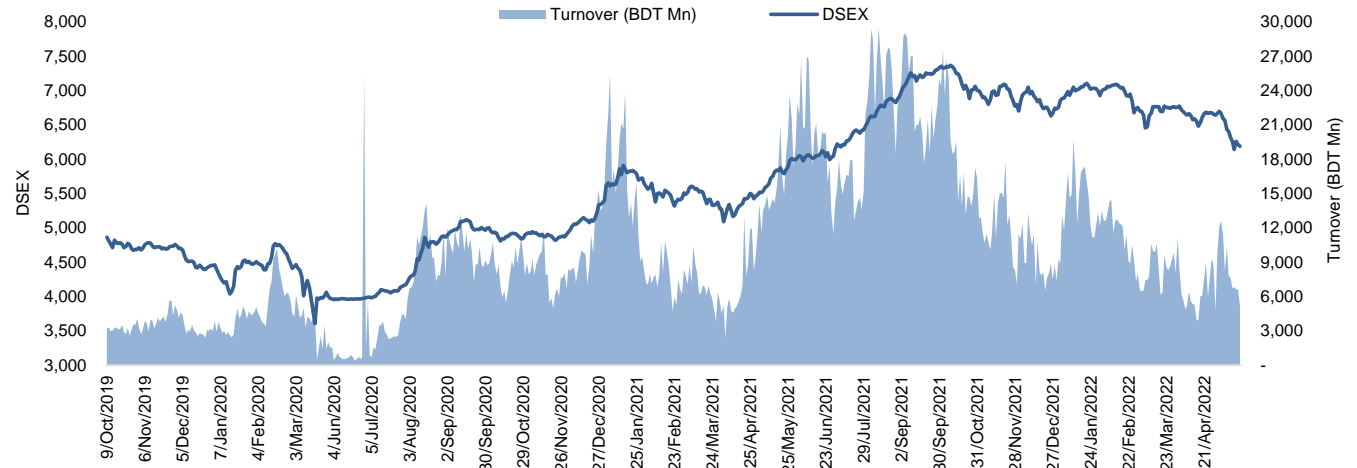


**Daily Market Update**

The market closed in red today. The benchmark index DSEX (-0.38%) lost 23.81 points and closed at 6,187.65. The blue-chip index DS30 (-0.31%), the Shariah-based index DSES (-0.28%), and the large-cap index CDSET (-0.12%) closed at 2,287.99, 1,363.46, and 1,253.73 points, respectively. All the large-cap sectors posted negative performance today. Telecommunication experienced the highest loss of 1.14% followed by Bank (-0.81%), Food & Allied (-0.66%), Fuel & Power (-0.50%), Engineering (-0.25%), NBF1 (-0.24%), and Pharmaceutical (-0.06%), respectively. Block trades contributed 1.0% of the overall market turnover. Bangladesh Export Import Company Ltd. (+1.2%) was the most traded share with a turnover of BDT 464 million.

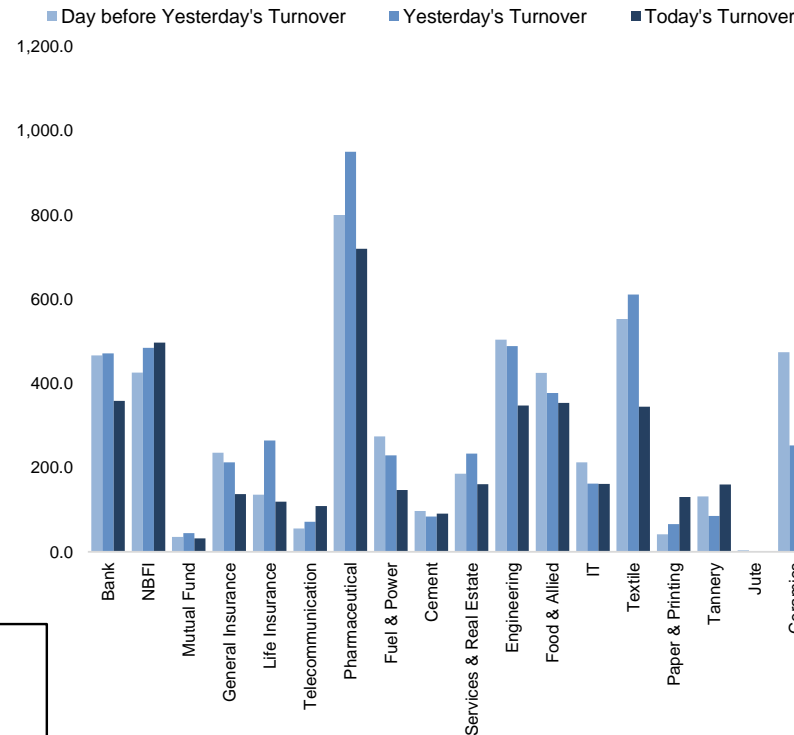


Index	Closing	Opening	Point Δ	%Δ	YTD %Δ
DSEX	6,187.65	6,211.46	-23.81	-0.38%	-8.4%
DS30	2,287.99	2,295.05	-7.06	-0.31%	-9.7%
DSES	1,363.46	1,367.28	-3.82	-0.28%	-4.7%
CDSET	1,253.73	1,255.25	-1.52	-0.12%	-7.8%

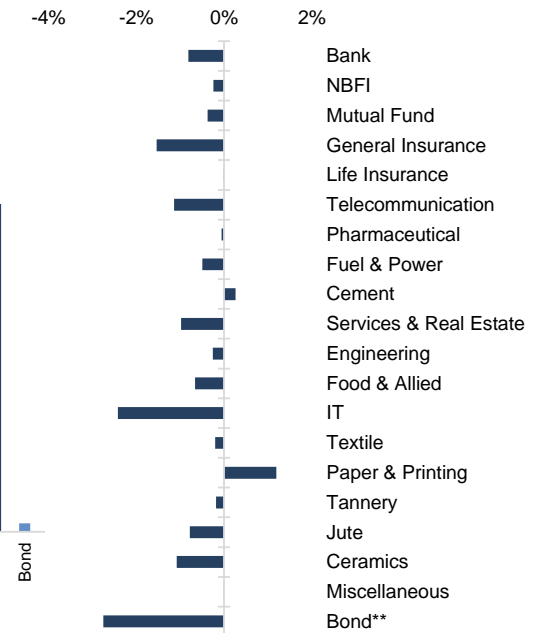
	Advanced	Declined	Unchanged	Total
<b>All Category</b>	76	250	49	375
<b>A Category (Equity)</b>	65	162	31	258
<b>B Category (Equity)</b>	8	68	12	88
<b>N Category (Equity)</b>	0	5	1	6
<b>Z Category (Equity)</b>	3	15	5	23
<b>Mutual Funds</b>	7	14	13	34
<b>Corporate Bonds</b>	0	2	1	3

		Today	Last Day	Daily %Δ
<b>Mcap</b>	Mn BDT	5,051,582	5,074,178	-0.4%
	Mn USD	58,739	59,002	
<b>Turnover</b>	Mn BDT	5,131	6,608	-22.4%
	Mn USD	60	77	
<b>Volume</b>	Mn Shares	135	193	-30.1%
<b>No. of Trade</b>		119,149	147,095	-19.0%

**Figure: Sectorial Turnover (BDT)**



**Figure: Sectorial Mcap Change**



**Market PE 15.4x**  
**Market PB 1.7x**

<b>Fahim Hassan</b> Research Associate (880) 1709636546 fahim.hassan@bracepl.com	<b>Billal Hossain</b> Research Associate (880) 1708805229 billal.hossain@bracepl.com
---	---

Sector Index	Closing	Opening	Points Δ	%Δ	No. of Companies	Mcap (BDT Mn)	% of Total Mcap	Turnover (BDT Mn)	% of Total Turnover	PE	PB	Top Twenty Market Cap	Mcap (BDT Mn)	% of Total Mcap	Turnover (BDT Mn)	PE	PB
Bank	1,393	1,404	-11.36	-0.81%	33	640,198	14.5%	358.7	7.3%	7.6x	0.7x	GP	406,305	9.2%	57.5	12.2x	7.0x
NBFI	1,910	1,915	-4.64	-0.24%	23	187,949	4.3%	496.6	10.0%	NM	3.4x	WALTONHIL	325,739	7.4%	1.5	22.8x	3.3x
Mutual Fund	839	843	-3.17	-0.38%	36	37,157	0.8%	32.0	0.6%	NM	0.7x	BATBC	291,438	6.6%	46.1	19.1x	8.9x
General Insurance	3,113	3,161	-48.52	-1.53%	40	91,466	2.1%	136.8	2.8%	14.5x	1.5x	SQURPHARMA	187,484	4.2%	124.5	10.1x	1.9x
Life Insurance	2,226	2,226	-0.28	-0.01%	13	62,522	1.4%	118.9	2.4%	NM	NM	ROBI	151,376	3.4%	24.4	82.6x	2.3x
Telecommunication	5,029	5,086	-57.75	-1.14%	3	592,839	13.4%	108.5	2.2%	15.8x	4.4x	UPGDCL	142,605	3.2%	9.7	11.5x	4.4x
Pharmaceutical	3,733	3,735	-2.18	-0.06%	32	700,796	15.9%	719.7	14.6%	17.3x	2.5x	RENATA	142,384	3.2%	12.0	25.7x	5.0x
Fuel & Power	1,748	1,756	-8.70	-0.50%	23	455,967	10.3%	147.1	3.0%	11.3x	1.2x	BEXIMCO	115,148	2.6%	464.4	8.0x	1.5x
Cement	2,451	2,444	+6.42	+0.26%	7	120,017	2.7%	90.9	1.8%	25.4x	2.6x	LHBL	83,387	1.9%	80.2	22.0x	4.7x
Services & Real Estate	1,362	1,375	-13.42	-0.98%	8	51,765	1.2%	160.6	3.2%	84.6x	1.0x	BERGERPBL	79,139	1.8%	1.0	26.2x	7.2x
Engineering	4,584	4,596	-11.58	-0.25%	42	535,992	12.1%	347.2	7.0%	18.6x	1.9x	ICB	78,486	1.8%	0.9	44.4x	1.7x
Food & Allied	21,640	21,784	-143.96	-0.66%	21	384,713	8.7%	353.9	7.2%	23.3x	9.0x	MARICO	73,918	1.7%	1.7	20.8x	27.5x
IT	2,572	2,636	-63.69	-2.42%	11	32,552	0.7%	161.2	3.3%	26.5x	2.3x	BEACONPHAR	67,614	1.5%	87.2	72.3x	11.6x
Textile	1,475	1,478	-2.98	-0.20%	58	159,363	3.6%	344.4	7.0%	22.6x	1.0x	BXPBARMA	65,980	1.5%	41.8	11.5x	1.7x
Paper & Printing	7,241	7,156	+85.52	+1.20%	6	25,910	0.6%	130.4	2.6%	NM	1.8x	BRACBANK	56,801	1.3%	25.6	10.7x	1.0x
Tannery	3,332	3,338	-5.98	-0.18%	6	35,561	0.8%	159.7	3.2%	50.2x	3.5x	ISLAMIBANK	52,325	1.2%	14.3	10.6x	0.8x
Jute	7,823	7,885	-61.24	-0.78%	3	1,801	0.0%	0.9	0.0%	NM	27.3x	DUTCHBANGL	40,037	0.9%	5.5	6.9x	1.1x
Ceramics	660	667	-7.21	-1.08%	5	29,718	0.7%	295.1	6.0%	27.9x	1.8x	SUMITPOWER	39,725	0.9%	5.5	9.5x	1.1x
Miscellaneous	4,335	4,335	-0.20	-0.00%	15	240,737	5.4%	778.8	15.8%	12.0x	2.0x	POWERGRID	39,628	0.9%	8.4	10.8x	0.4x
Bond**	86	88	-2.43	-2.75%	8	32,078	0.7%	1.4	0.0%	NM	NM	TITASGAS	36,898	0.8%	8.8	11.0x	0.5x

Top Ten Gainers	Close Price (BDT)	Δ%	Turnover (BDT Mn)	PE	PB	Top Twenty Free Float Mcap	Free Float Mcap (BDT Mn)	% of Total Free Float Mcap	PE	PB	Most Traded Share	Close Price (BDT)	Δ%	Turnover (BDT Mn)	PE	PB
SONALIPAPR	556.0	+4.6%	98.3	39.3x	2.2x	SQURPHARMA	122,671	7.4%	10.1x	1.9x	BEXIMCO	131.4	+1.2%	464.4	8.0x	1.5x
NATLIFEINS	179.9	+3.9%	0.0	NM	NM	BATBC	77,085	4.7%	19.1x	8.9x	IPDC	47.5	-	259.4	19.6x	2.7x
LRBDL	33.8	+3.7%	9.9	14.4x	0.9x	BEXIMCO	76,746	4.6%	8.0x	1.5x	SPCERAMICS	36.0	-4.8%	241.2	80.8x	1.1x
GHAIL	19.9	+3.6%	74.1	NM	1.4x	RENATA	69,384	4.2%	25.7x	5.0x	JHRML	76.1	-2.8%	180.7	36.6x	2.5x
VFSTDL	23.8	+3.5%	36.4	14.6x	1.2x	BEACONPHAR	47,330	2.9%	72.3x	11.6x	FORTUNE	101.5	+0.8%	145.4	32.7x	6.7x
CAPMBDBLMF	9.3	+3.3%	0.8	NM	1.1x	BXPBARMA	46,067	2.8%	11.5x	1.7x	ACIFORMULA	161.2	-3.3%	137.2	27.3x	2.4x
EMERALDOIL	35.3	+3.2%	12.8	NM	2.2x	GP	40,631	2.5%	12.2x	7.0x	SQURPHARMA	211.5	+0.2%	124.5	10.1x	1.9x
SEMILLECMF	10.0	+3.1%	3.7	NM	1.1x	BRACBANK	30,536	1.8%	10.7x	1.0x	GSPFINANCE	31.1	+1.0%	121.3	19.1x	1.6x
ZAHEENSPIN	10.9	+2.8%	3.9	NM	1.9x	LHBL	29,452	1.8%	22.0x	4.7x	SONALIPAPR	556.0	+4.6%	98.3	39.3x	2.2x
ASIAPACINS	50.6	+2.6%	2.1	21.5x	2.2x	ISLAMIBANK	25,472	1.5%	10.6x	0.8x	BSC	113.0	-2.0%	88.4	10.0x	1.6x

Top Ten Losers	Close Price (BDT)	Δ%	Turnover (BDT Mn)	PE	PB	Block Trade	Maximum Price (BDT)	Minimum Price (BDT)	No. of Trade	Quantity ('000)	Turnover (BDT Mn)
ABBANK	9.9	-6.6%	9.8	11.2x	0.3x	DELTA LIFE	134.8	117.0	3.0	359	43.83
DELTA LIFE	116.5	-5.0%	76.3	NM	NM	FORTUNE	100.0	98.0	2.0	300	29.80
DHAKABANK	13.4	-5.0%	5.0	5.8x	0.6x	IPDC	50.0	45.8	5.0	440	21.31
ARAMITCEM	25.0	-4.9%	2.7	NM	1.2x	RUPALILIFE	62.2	61.8	4.0	325	20.15
FIRSTFIN	5.9	-4.8%	0.4	NM	NM	IBP	17.8	17.8	1.0	943	16.79
SPCERAMICS	36.0	-4.8%	241.2	80.8x	1.1x	ACIFORMULA	183.3	166.0	3.0	64	11.56
AMANFEED	35.0	-4.6%	26.2	14.5x	1.0x	MARICO	2,340.0	2,330.0	3.0	3	7.00
SONARBAINS	41.4	-4.6%	4.8	20.4x	2.0x	GP	302.3	301.0	2.0	17	5.13
GREENDEL MF	6.5	-4.4%	1.0	NM	0.7x	GENEXIL	91.0	84.0	3.0	56	5.03
AGRANINS	39.1	-4.4%	1.9	21.5x	1.9x	LOVELLO	40.0	39.5	2.0	114	4.55

\*NBFI Sector PE calculation methodology has been modified to reflect positive earnings only.

\*\* The base of the Bond index starts at 100, starting from Jan 13, 2022

Block Trade	Maximum Price (BDT)	Minimum Price (BDT)	Turnover (BDT Mn)	Quantity ('000)	No. of Trade
DELTALIFE	134.8	117.0	43.8	359	3
FORTUNE	100.0	98.0	29.8	300	2
IPDC	50.0	45.8	21.3	440	5
RUPALILIFE	62.2	61.8	20.1	325	4
IBP	17.8	17.8	16.8	943	1
ACIFORMULA	183.3	166.0	11.6	64	3
MARICO	2,340.0	2,330.0	7.0	3	3
GP	302.3	301.0	5.1	17	2
GENEXIL	91.0	84.0	5.0	56	3
LOVELLO	40.0	39.5	4.6	114	2
BANKASIA	17.3	17.3	2.5	145	1
ROBI	30.8	30.8	2.2	71	1
RDFOOD	47.9	42.5	1.9	42	3
GSPFINANCE	29.6	29.6	1.9	63	1
SKICL	49.0	49.0	1.8	36	1
SONALIPAPR	571.3	506.0	1.6	3	2
IMAMBUTTON	60.0	60.0	1.5	26	1
LANKABAFIN	30.0	30.0	1.5	49	1
AL-HAJTEX	91.5	91.5	0.9	10	1
FUWANGCER	19.1	19.1	0.9	46	1
JHRML	79.8	79.8	0.8	10	1
YPL	22.6	22.6	0.8	35	1
<b>Total</b>			<b>188.5</b>		<b>52</b>

**Important DSE News**
**FIRSTSBANK**

Mrs. Farzana Parveen, one of the Directors of the Company, has further informed that she has completed her transfer of 32,17,000 shares of the company to her Daughter Ms. Maimuna Khanam, by way of gift outside the trading system of the Exchange as per declaration disseminated on 18.05.2022.

**Upcoming Corporate Events**

DSE Ticker	Right Share	Dividend		Event	Date
		Stock	Cash		
Asia Pacific General Insurance Co. Ltd.	-	0.0%	18.0%	Record Date	26-May-22
Central Insurance Company Ltd.	-	0.0%	18.0%	Record Date	26-May-22
Islami Bank Bangladesh Limited	-	0.0%	10.0%	Record Date	26-May-22
Export Import (Exim) Bank of Bangladesh Limited	-	0.0%	10.0%	Record Date	26-May-22
Northern General Insurance Company Ltd.	-	0.0%	10.0%	Record Date	26-May-22
Marico Bangladesh Limited	-	0.0%	200.0%	Record Date	26-May-22
Republic Insurance Company Limited	-	5.0%	10.0%	Record Date	26-May-22
Federal Insurance Company Ltd.	-	0.0%	10.0%	Record Date	29-May-22
Union Capital Limited	-	0.0%	0.0%	Record Date	29-May-22
South Bangla Agriculture & Commerce Bank Limited	-	1.0%	3.0%	Record Date	29-May-22
Provati Insurance Company Limited	-	16.0%	10.0%	Record Date	30-May-22
Global Insurance Company Ltd.	-	0.0%	12.0%	Record Date	30-May-22
Eastern Insurance Company Ltd.	-	0.0%	22.0%	Record Date	30-May-22
Union Bank Limited	-	5.0%	5.0%	Record Date	30-May-22
Takaful Islami Insurance Limited	-	0.0%	11.0%	Record Date	31-May-22
Heidelberg Cement Bangladesh Ltd.	-	0.0%	26.0%	Record Date	31-May-22
Social Islami Bank Limited	-	5.0%	5.0%	Record Date	31-May-22

**Disclaimer:** This report has been prepared by BRAC EPL Stock Brokerage Ltd and is provided for information purposes. It is not, under any circumstances, to be used or considered as an offer to sell, or a solicitation of any offer to buy. Reasonable care has been taken to ensure that the information is not untrue and misleading. BRAC EPL Stock Brokerage Ltd makes no representation or warranty as to the accuracy or completeness of such information. All opinions and estimates included in this report constitute our judgment as of this date and are subject to change without notice.