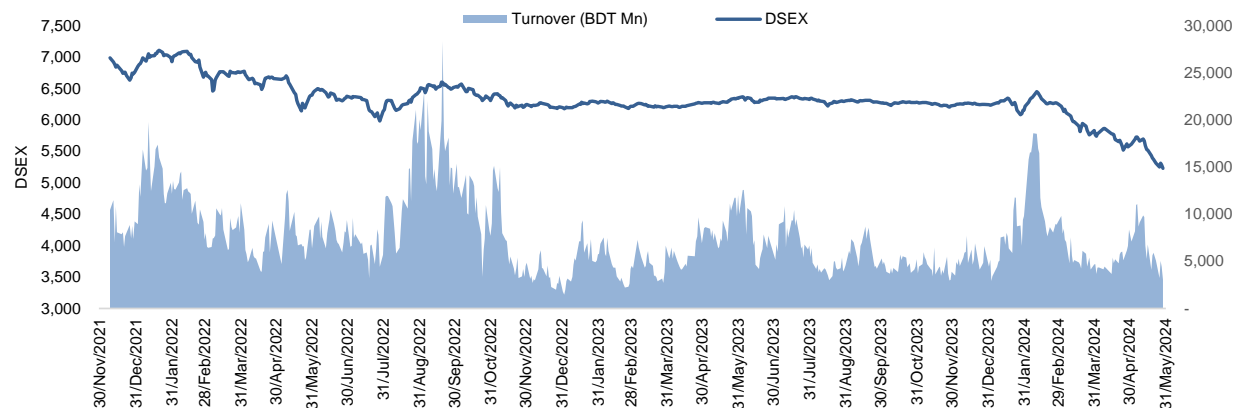


Daily Market Update

The market closed in red today. The benchmark index DSEX (-0.95%) lost 50.35 points and closed at 5,228.53. The blue-chip index DS30 (-0.89%), the Shariah-based index DSES (-1.18%), and the large-cap index CDSET (-0.65%) closed at 1,869.94, 1,138.96, and 1,005.02 points, respectively. Most of the large-cap sectors posted negative performance today. NBF1 experienced the highest loss of 2.22% followed by Engineering (-2.11%), Food & Allied (-1.79%), Pharmaceutical (-1.29%), Fuel & Power (-0.82%), Bank (-0.16%), and Telecommunication (+0.32%), respectively. Block trades contributed 10.9% of the overall market turnover. Alif Industries Limited (+1.3%) was the most traded share with a turnover of BDT 140 million.



Index	Closing	Opening	Point Δ	%Δ	YTD %Δ
DSEX	5,228.53	5,278.88	-50.35	-0.95%	-16.3%
DS30	1,869.94	1,886.73	-16.79	-0.89%	-10.7%
DSES	1,138.96	1,152.55	-13.59	-1.18%	-16.5%
CDSET	1,005.02	1,011.62	-6.60	-0.65%	-16.4%

	Advanced	Declined	Unchanged	Total
All Category	64	286	44	394
A Category (Equity)	39	160	35	234
B Category (Equity)	9	91	2	102
N Category (Equity)	2	2	0	4
Z Category (Equity)	14	33	7	54
Mutual Funds	14	8	15	37
Corporate Bonds	0	1	0	1
Treasury Bonds	0	2	0	2

* Based on Traded Scrips

	Today	Last Day	Daily %Δ	
Mcap	Mn BDT	6,478,908	6,512,848	-0.5%
	Mn USD	55,001	55,289	
Turnover	Mn BDT	3,067	4,407	-30.4%
	Mn USD	26	37	
Volume	Mn Shares	128	176	-27.4%
	No. of Trade	85,262	135,581	-37.1%

* Average Interbank Exchange Rate is BDT 117.80 as of May 29, 2024

Fahim Hassan Research Analyst (880) 1709636546 fahim.hassan@bracepl.com	Md Istiaz Uddin Research Associate (880) 1708805202 mistiaz.uddin@bracepl.com
---	---

Figure: Sectorial Turnover (BDT Mn)

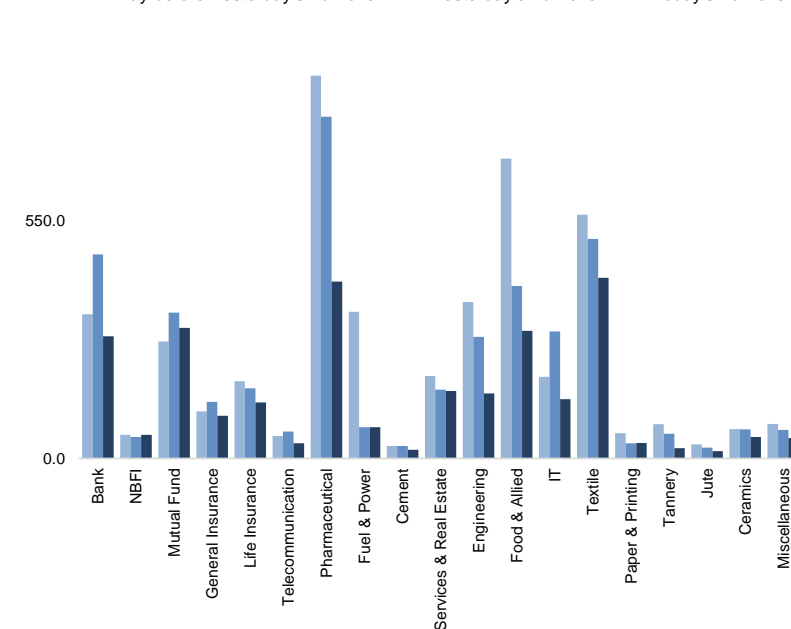
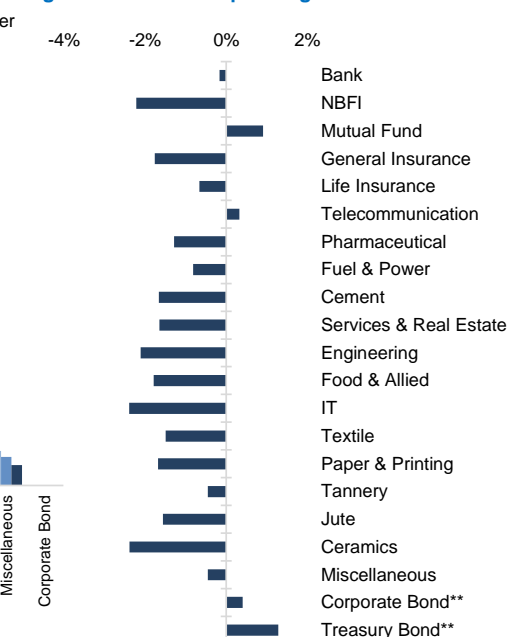


Figure: Sectorial Mcap Change



Market PE 13.5x
Market PB 1.2x

* Market P/E and P/BV calculation excludes Mutual Fund, Life Insurance, and NBL

Sector Index	Closing	Opening	Points Δ	%Δ	No. of Companies	Mcap (BDT Mn)	% of Total Mcap	Turnover (BDT Mn)	% of Total Turnover	PE	PB	Top Twenty Market Cap	Mcap (BDT Mn)	% of Total Mcap	Turnover (BDT Mn)	PE	PB	
Bank	1,311	1,313	-2.12	-0.16%	36	627,059	9.7%	282.3	10.3%	7.2x	0.6x	GP	307,463	8.8%	8.8	8.0x	3.8x	
NBFI	1,083	1,107	-24.55	-2.22%	23	104,804	1.6%	54.8	2.0%	NM	NM	SQRPHARMA	182,432	5.2%	30.0	9.0x	1.5x	
Mutual Fund	701	695	+6.30	+0.91%	37	32,746	0.5%	301.6	11.0%	NM	0.6x	BATBC	174,366	5.0%	18.9	10.0x	3.3x	
General Insurance	2,926	2,978	-52.45	-1.76%	43	84,744	1.3%	98.5	3.6%	15.4x	1.3x	WALTONHIL	155,220	4.4%	5.1	12.0x	1.4x	
Life Insurance	1,977	1,990	-13.14	-0.66%	15	52,550	0.8%	129.5	4.7%	NM	NM	ROBI	115,758	3.3%	20.8	30.3x	1.7x	
Telecommunication	3,799	3,787	+12.19	+0.32%	3	439,844	6.8%	35.3	1.3%	9.9x	2.7x	BEXIMCO	103,842	3.0%	0.0	NM	1.2x	
Pharmaceutical	3,006	3,045	-39.24	-1.29%	33	573,815	8.9%	408.6	15.0%	15.5x	1.7x	BERGERPBL	77,739	2.2%	0.0	23.9x	5.8x	
Fuel & Power	1,181	1,191	-9.71	-0.82%	23	310,975	4.8%	72.1	2.6%	20.3x	0.7x	RENATA	72,901	2.1%	3.6	31.8x	2.2x	
Cement	2,124	2,160	-35.97	-1.67%	7	101,447	1.6%	19.9	0.7%	14.7x	2.0x	UPGDCL	71,476	2.0%	2.9	9.5x	2.1x	
Services & Real Estate	1,543	1,569	-25.82	-1.65%	9	85,332	1.3%	156.0	5.7%	26.7x	0.6x	LHBL	67,244	1.9%	12.0	11.9x	2.8x	
Engineering	2,702	2,760	-58.31	-2.11%	42	312,116	4.8%	150.0	5.5%	13.1x	1.0x	BRACBANK	60,878	1.7%	9.8	6.8x	0.9x	
Food & Allied	15,193	15,470	-277.14	-1.79%	21	278,945	4.3%	294.7	10.8%	14.8x	4.7x	ISLAMIBANK	52,486	1.5%	0.0	8.3x	0.7x	
IT	2,447	2,507	-59.97	-2.39%	11	32,197	0.5%	137.2	5.0%	26.6x	2.1x	BXPBARMA	48,805	1.4%	6.8	9.2x	1.1x	
Textile	1,223	1,241	-18.52	-1.49%	58	126,876	2.0%	417.3	15.3%	92.9x	0.9x	ICB	45,097	1.3%	2.5	NM	1.1x	
Paper & Printing	6,666	6,780	-114.00	-1.68%	6	30,581	0.5%	35.7	1.3%	47.2x	1.5x	DUTCHBANGL	42,447	1.2%	1.1	5.3x	0.9x	
Tannery	2,353	2,364	-10.68	-0.45%	6	25,770	0.4%	24.0	0.9%	37.1x	2.5x	UNILEVERCL	38,842	1.1%	1.2	45.0x	15.1x	
Jute	16,013	16,267	-253.89	-1.56%	3	3,752	0.1%	16.7	0.6%	NM	NM	POWERGRID	38,471	1.1%	5.0	NM	0.2x	
Ceramics	497	509	-12.15	-2.39%	5	22,082	0.3%	49.5	1.8%	43.1x	1.3x	EBL	35,312	1.0%	6.0	5.4x	0.8x	
Miscellaneous	4,217	4,237	-19.14	-0.45%	15	229,799	3.5%	47.1	1.7%	38.7x	1.8x	BESTHLDNG	34,637	1.0%	48.7	25.2x	0.6x	
Corporate Bond**	5,533	5,511	+22.47	+0.41%	16	43,077	0.7%	0.0	0.0%	NM	NM	BEACONPHAR	33,541	1.0%	15.0	74.5x	5.5x	
Treasury Bond**	126	125	+1.60	+1.28%	241	2,959,956	45.7%	1.0	0.0%	NM	NM							

Top Ten Gainers	Close Price (BDT)	Δ%	Turnover (BDT Mn)	PE	PB	Top Twenty Free Float Mcap	Free Float Mcap (BDT Mn)	% of Total Free Float Mcap	PE	PB	Most Traded Share	Close Price (BDT)	Δ%	Turnover (BDT Mn)	PE	PB
GHCL	28.6	+10.0%	8.4	NM	0.7x	SQRPHARMA	121,789	7.0%	9.0x	1.5x	AIL	136.2	+1.3%	140.1	55.1x	5.7x
CAPITECGBF	12.4	+9.7%	82.3	NM	1.3x	BATBC	74,086	4.3%	10.0x	3.3x	BEACHHATCH	73.9	+0.8%	105.3	38.3x	5.9x
KPPL	21.5	+9.7%	24.8	NM	NM	BEXIMCO	69,196	4.0%	NM	1.2x	ORIONPHARM	70.2	-2.6%	98.3	16.0x	0.8x
CAPMBDBLMF	7.5	+8.7%	4.3	NM	0.9x	RENATA	68,042	3.9%	31.8x	2.2x	ORIONINFU	549.0	-0.4%	98.2	NM	36.8x
SONARGAON	26.2	+7.8%	9.3	NM	1.4x	BXPBARMA	45,564	2.6%	9.2x	1.1x	LOVELLO	84.5	-3.0%	97.9	61.2x	6.4x
HAMI	149.6	+7.4%	8.2	NM	72.0x	GP	38,700	2.2%	8.0x	3.8x	CAPITECGBF	12.4	+9.7%	82.3	NM	1.3x
CAPMIBBLMF	11.2	+6.7%	10.9	NM	1x	BEACONPHAR	34,036	2.0%	74.5x	5.5x	IFIC	9.7	-2.0%	75.4	6.7x	0.5x
VAMLRBBF	5.0	+6.4%	1.7	NM	0.5x	ISLAMIBANK	33,649	1.9%	8.3x	0.7x	RUPALILIFE	151.5	+1.5%	70.1	NM	NM
LINDEBD	937.9	+6.1%	5.8	22.8x	2.4x	BRACBANK	30,964	1.8%	6.8x	0.9x	SEAPEARL	88.3	-	57.8	29.6x	4.6x
IFILISLMF1	5.6	+5.7%	1.4	NM	0.9x	LHBL	28,853	1.7%	11.9x	2.8x	BESTHLDNG	32.7	-2.7%	48.7	25.2x	0.6x

Top Ten Losers	Close Price (BDT)	Δ%	Turnover (BDT Mn)	PE	PB	Top Twenty Free Float Mcap	Free Float Mcap (BDT Mn)	% of Total Free Float Mcap	PE	PB	Block Trade	Maximum Price (BDT)	Minimum Price (BDT)	No. of Trade	Quantity ('000)	Turnover (BDT Mn)
CVOPRL	129.4	-3.0%	5.8	39.5x	12.7x	PUBALIBANK	18,457	1.1%	3.9x	0.6x	IFIC	9.8	9.8	2.0	10,300	100.94
ADVENT	25.9	-3.0%	17.5	26.2x	2x	CITYBANK	18,190	1.0%	3.7x	0.6x	CITYGENINS	89.0	89.0	2.0	665	59.19
KBPPWBIL	168.4	-3.0%	0.2	NM	14.2x	OLYMPIC	16,818	1.0%	15.4x	2.5x	AIL	137.7	130.4	8.0	220	29.71
LEGACYFOOT	64.8	-3.0%	6.6	NM	5.9x	ROBI	15,714	0.9%	30.3x	1.7x	LOVELLO	84.5	84.5	1.0	250	21.13
NORTHNRINS	38.9	-3.0%	1.1	21.1x	1.6x	BSRMLTD	14,210	0.8%	4.6x	0.6x	WALTONHIL	512.0	512.0	1.0	39	19.97
NATLIFEINS	100.5	-3.0%	2.2	NM	NM	BESTHLDNG	14,098	0.8%	25.2x	0.6x	BSRMLTD	90.0	90.0	1.0	222	19.94
KOHINOOR	651.7	-3.0%	3.4	57.5x	11.3x	PRIMEBANK	13,962	0.8%	4.3x	0.6x	JAMUNAOIL	177.1	177.1	1.0	60	10.63
FAREASTLIF	35.7	-3.0%	1.6	NM	NM	UPGDCL	13,547	0.8%	9.5x	2.1x	SQRPHARMA	210.0	210.0	1.0	50	10.50
APEXFOODS	217.6	-3.0%	2.3	34.8x	1.7x	SUMITPOWER	13,369	0.8%	29.2x	0.5x	RELIANCE1	20.8	20.8	1.0	330	6.86
PRIMEFIN	6.5	-3.0%	0.2	NM	0.7x						RUPALIINS	25.5	25.5	1.0	220	5.61

* NBFI Sector PE calculation methodology has been modified to reflect positive earnings only.
 ** The base of the Bond index starts at 100, starting from Jan 13, 2022
 Similarly, Treasury Bond Index starts at 100, starting from Oct 10, 2022

Block Trade	Maximum Price (BDT)	Minimum Price	Turnover (BDT Mn)	Quantity ('000)	No. of Trade
IFIC	9.8	9.8	100.9	10,300	2
CITYGENINS	89.0	89.0	59.2	665	2
AIL	137.7	130.4	29.7	220	8
LOVELLO	84.5	84.5	21.1	250	1
WALTONHIL	512.0	512.0	20.0	39	1
BSRMLTD	90.0	90.0	19.9	222	1
JAMUNAOIL	177.1	177.1	10.6	60	1
SQURPHARMA	210.0	210.0	10.5	50	1
RELIANCE1	20.8	20.8	6.9	330	1
RUPALIINS	25.5	25.5	5.6	220	1
IPDC	22.2	22.2	5.2	235	1
SONALIPAPR	350.0	350.0	5.1	15	1
ASIATICLAB	59.5	56.4	4.4	76	6
OIMEX	29.8	26.5	4.0	138	2
FORTUNE	28.8	28.8	3.6	126	1
ACMEPL	17.2	17.2	3.4	200	1
SONALILIFE	86.0	86.0	3.4	40	1
PRAGATILIF	125.6	125.6	2.9	23	2
SIMTEX	26.0	25.9	1.9	73	2
KBPPWBIL	189.0	189.0	1.9	10	1
AL-HAJTEX	175.0	170.0	1.8	11	2
REPUBLIC	33.0	33.0	1.5	45	2
Total			334.8		58

Important DSE News

TAKAFULINS

The Board of Directors has recommended 10% Cash Dividend for the year ended December 31, 2023. Date of AGM: 10.08.2024, Time: 11:00 AM, Venue: Digital Platform. Record Date: 27.06.2024. The Company has also reported EPS of Tk. 1.47, NAV per share of Tk. 19.18 and NOCFPS of Tk. (0.61) for the year ended December 31, 2023 as against Tk. 1.49, Tk. 18.92 and Tk. 2.23 respectively for the year ended December 31, 2022.

(Q1 Un-audited): EPS was Tk. 0.38 for January-March 2024 as against Tk. 0.37 for January-March 2023. NOCFPS was Tk. (0.41) for January-March 2024 as against Tk. 0.39 for January-March 2023. NAV per share was Tk. 19.26 as on March 31, 2024 and Tk. 19.27 as on December 31, 2023.

SOUTHEASTB

Refer to their earlier news disseminated by DSE on 02.05.2024 regarding dividend declaration, the company has informed that BSEC has accorded its consent for issuance of 4% Stock Dividend (Bonus Shares) for the year ended December 31, 2023.

BRACBANK

Refer to their earlier news disseminated by DSE on 25.02.2024 regarding decision to purchase land for Head Office building, the company has further informed that Bangladesh Bank has given consent on the same.

NRBCBANK

Mr. Farasath Ali, a Sponsor of the company, has expressed his intention to transfer 355,000 shares of the company to his spouse Dr. Shahanara Begum Ali (also a Sponsor of the company), by way of gift outside the trading system of the Exchange within next 30 working days with effect from May 27, 2024.

Mr. Rafiqul Islam Mia Arzoo, a Sponsor Director of the company, has expressed his intention to transfer 10,433,169 shares of the company to his brother Md. Aktarul Islam (a Placement Holder of the company), by way of gift outside the trading system of the Exchange within next 30 working days with effect from May 27, 2024.

MERCANBANK

Mr. M. Amanullah, a Sponsor Director of the company, has expressed his intention to transfer 2,260,399 shares of the company to his son Mr. Tahsin Aman (a General Shareholder of the company), by way of gift outside the trading system of the Exchange within next 30 working days with effect from May 27, 2024.

Upcoming Corporate Events

DSE Ticker	Right Share	Dividend		Event	Date
		Stock	Cash		
ISLAMIINS		0.0%	15%	Record Date	30-May-24
ASIAPACINS		0.0%	12%	Record Date	30-May-24
EASTERNINS		0.0%	20%	Record Date	30-May-24
NRBBANK		0.0%	10%	Record Date	2-Jun-24
NCCBANK		0.0%	12%	Record Date	2-Jun-24
DHAKAINS		0.0%	17%	Record Date	3-Jun-24
ABBANK		2.0%	0%	Record Date	3-Jun-24
UCB		5.0%	0%	Record Date	3-Jun-24
PEOPLESINS		0.0%	10%	Record Date	4-Jun-24
RUPALIINS		0.0%	10%	Record Date	4-Jun-24
PHENIXINS		0.0%	12%	Record Date	4-Jun-24
UNIONBANK		0.0%	5%	Record Date	6-Jun-24
GIB		5.0%	5%	Record Date	6-Jun-24
JANATAINS		0.0%	11%	Record Date	6-Jun-24
ALARABANK		5.0%	10%	Record Date	9-Jun-24

Disclaimer: This report has been prepared by BRAC EPL Stock Brokerage Ltd and is provided for information purposes. It is not, under any circumstances, to be used or considered as an offer to sell, or a solicitation of any offer to buy. Reasonable care has been taken to ensure that the information is not untrue and misleading. BRAC EPL Stock Brokerage Ltd makes no representation or warranty as to the accuracy or completeness of such information. All opinions and estimates included in this report constitute our judgment as of this date and are subject to change without notice.