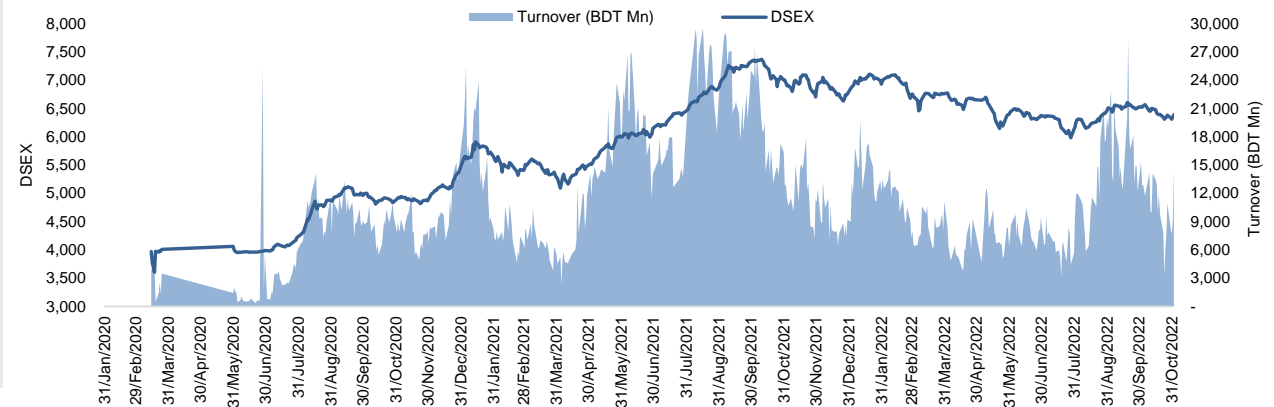


Daily Market Update

The market closed in green today. The benchmark index DSEX (+0.56%) gained 35.66 points and closed at 6,388.56. The blue-chip index DS30 (+0.37%), the Shariah-based index DSES (+0.68%), and the large-cap index CDSET (+0.35%) closed at 2,244.15, 1,399.19, and 1,231.79 points, respectively. Most of the large-cap sectors posted positive performance today. Pharmaceutical booked the highest gain of 0.57% followed by Fuel & Power (+0.28%), Engineering (+0.10%), Food & Allied (+0.06%), Bank (+0.03%), Telecommunication (0.00%), and NBFII (-0.16%), respectively. Block trades contributed 0.8% of the overall market turnover. Bangladesh Export Import Company Ltd. (+1.0%) was the most traded share with a turnover of BDT 1,989 million.



Index	Closing	Opening	Point Δ	%Δ	YTD %Δ
DSEX	6,388.56	6,352.90	+35.66	+0.56%	-5.4%
DS30	2,244.15	2,235.77	+8.38	+0.37%	-11.4%
DSES	1,399.19	1,389.70	+9.49	+0.68%	-2.2%
CDSET	1,231.79	1,227.50	+4.29	+0.35%	-9.4%

	Advanced	Declined	Unchanged	Total
All Category	113	41	217	371
A Category (Equity)	88	32	132	252
B Category (Equity)	19	7	66	92
N Category (Equity)	5	0	3	8
Z Category (Equity)	1	2	16	19
Mutual Funds	0	0	27	27
Corporate Bonds	0	0	2	2
Treasury Bonds	0	0	0	0

* Based on Traded Scrips

		Today	Last Day	Daily %Δ
Mcap	Mn BDT	7,713,357	7,694,066	
	Mn USD	75,296	75,108	+0.3%
Turnover	Mn BDT	14,616	9,028	+61.9%
	Mn USD	143	88	
Volume	Mn Shares	216	138	+57.3%
	No. of Trade	256,245	164,872	+55.4%

* Average Interbank Exchange Rate is BDT 102.44 as of Nov 01, 2022

Fahim Hassan Research Associate (880) 1709636546 fahim.hassan@bracepl.com	Md. Tanvir Ahmed Research Associate (880) 1708805201 mtanvir.ahmed@bracepl.com
---	--

Figure: Sectorial Turnover (BDT)

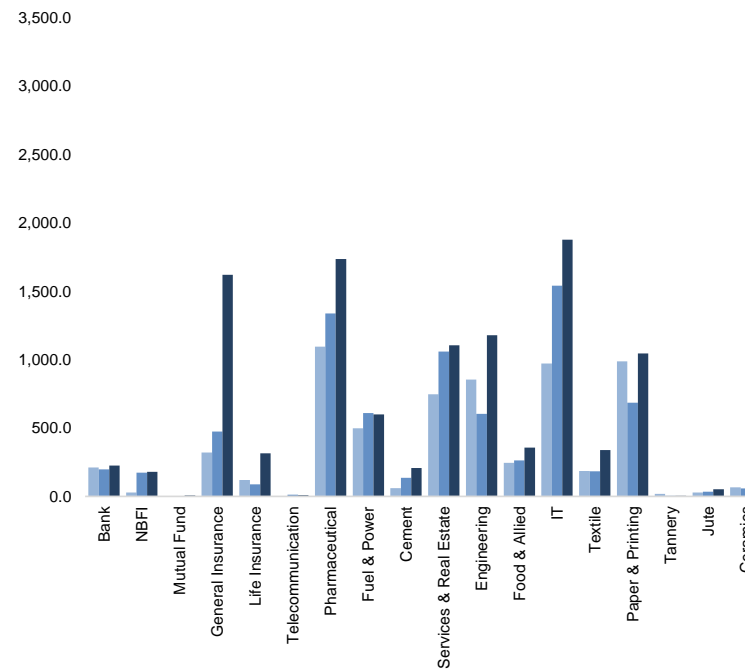
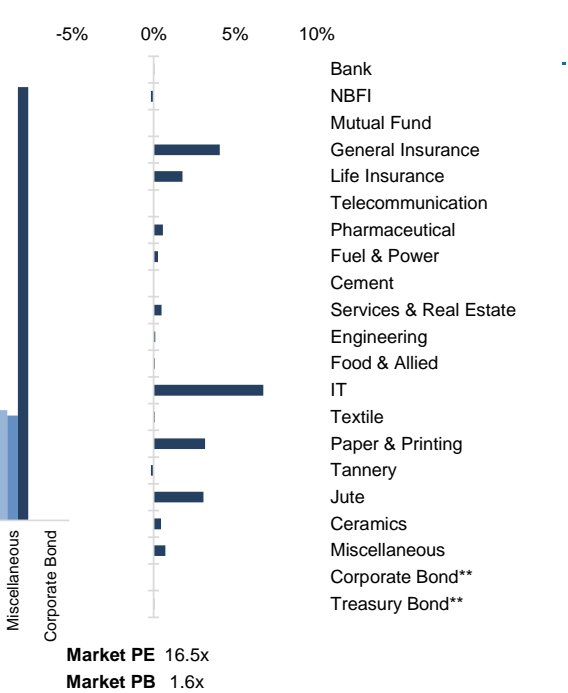


Figure: Sectorial Mcap Change



Sector Index	Closing	Opening	Points Δ	%Δ	No. of Companies	Mcap (BDT Mn)	% of Total Mcap	Turnover (BDT Mn)	% of Total Turnover	PE	PB	Top Twenty Market Cap	Mcap (BDT Mn)	% of Total Mcap	Turnover (BDT Mn)	PE	PB
Bank	1,432	1,431	+0.48	+0.03%	33	660,145	8.6%	224.6	1.6%	7.8x	0.7x	GP	386,996	8.5%	1.4	11.2x	9.1x
NBFI	1,930	1,933	-3.02	-0.16%	23	188,248	2.4%	179.3	1.3%	NM	4.2x	WALTONHIL	317,378	7.0%	0.2	26.1x	3.1x
Mutual Fund	854	854	-	-	37	38,610	0.5%	6.1	0.0%	NM	0.8x	BATBC	280,098	6.2%	10.5	16.8x	6.7x
General Insurance	3,388	3,255	+132.15	+4.06%	41	98,245	1.3%	1,619.7	11.3%	16.6x	1.6x	SQURPHARMA	186,864	4.1%	146.3	10.3x	1.8x
Life Insurance	2,410	2,367	+42.04	+1.78%	14	67,573	0.9%	314.5	2.2%	NM	NM	ROBI	157,138	3.5%	0.4	NM	2.4x
Telecommunication	4,946	4,946	-	-	3	580,232	7.5%	7.7	0.1%	15.5x	4.9x	RENATA	139,694	3.1%	2.4	27.3x	4.7x
Pharmaceutical	3,931	3,909	+22.18	+0.57%	33	753,170	9.8%	1,735.7	12.1%	19.1x	2.6x	UPGDCL	135,475	3.0%	7.4	13.6x	4.1x
Fuel & Power	1,709	1,704	+4.73	+0.28%	23	450,467	5.8%	599.5	4.2%	12.7x	1.1x	BEXIMCO	102,266	2.2%	1,988.6	8.1x	1.3x
Cement	2,324	2,324	+0.54	+0.02%	7	111,644	1.4%	206.9	1.4%	25.7x	2.4x	BERGERPBL	79,380	1.7%	0.1	25.8x	6.9x
Services & Real Estate	2,000	1,990	+9.74	+0.49%	8	79,000	1.0%	1,104.5	7.7%	98.2x	1.6x	MARICO	76,277	1.7%	1.8	21.3x	44.9x
Engineering	4,536	4,532	+4.32	+0.10%	42	532,494	6.9%	1,178.2	8.2%	22.7x	1.8x	ICB	74,135	1.6%	0.2	42.0x	1.6x
Food & Allied	21,152	21,138	+13.12	+0.06%	21	376,891	4.9%	357.3	2.5%	21.2x	7.3x	BXPBARMA	73,207	1.6%	126.3	14.3x	1.8x
IT	3,427	3,211	+216.10	+6.73%	11	44,681	0.6%	1,877.5	13.1%	32.8x	3.1x	BEACONPHAR	70,825	1.6%	84.2	75.7x	11.9x
Textile	1,640	1,639	+1.26	+0.08%	58	172,553	2.2%	339.6	2.4%	31.5x	1.1x	BRACBANK	57,619	1.3%	0.3	10.9x	1.0x
Paper & Printing	14,533	14,088	+444.92	+3.16%	6	55,996	0.7%	1,045.4	7.3%	84.8x	2.9x	ISLAMIBANK	53,130	1.2%	13.0	10.8x	0.8x
Tannery	3,039	3,044	-4.83	-0.16%	6	32,720	0.4%	4.5	0.0%	37.7x	3.2x	DUTCHBANGL	43,554	1.0%	2.9	7.4x	1.1x
Jute	12,470	12,101	+368.96	+3.05%	3	3,051	0.0%	52.6	0.4%	NM	61.2x	TITASGAS	40,459	0.9%	0.2	12.7x	0.6x
Ceramics	700	697	+3.11	+0.45%	5	32,373	0.4%	285.4	2.0%	33.9x	1.9x	POWERGRID	37,347	0.8%	0.8	10.2x	0.4x
Miscellaneous	4,231	4,201	+30.23	+0.72%	15	237,337	3.1%	3,168.1	22.1%	12.7x	1.9x	SUMITPOWER	36,308	0.8%	0.4	9.4x	1.0x
Corporate Bond**	90	90	-	-	9	37,272	0.5%	1.2	0.0%	NM	NM	BSCCL	36,098	0.8%	5.9	15.7x	3.4x
Treasury Bond**	100	100	+0.03	+0.04%	250	3,161,194	41.0%	0.0	0.0%	NM	NM						

Top Ten Gainers	Close Price (BDT)	Δ%	Turnover (BDT Mn)	PE	PB	Top Twenty Free Float Mcap	Free Float Mcap (BDT Mn)	% of Total Free Float Mcap	PE	PB	Most Traded Share	Close Price (BDT)	Δ%	Turnover (BDT Mn)	PE	PB
DGIC	42.9	+10.0%	123.1	32.0x	3.8x	SQURPHARMA	122,265	7.1%	10.3x	1.8x	BEXIMCO	116.7	+1.0%	1,988.6	8.1x	1.3x
BDWELDING	26.5	+10.0%	20.4	NM	2.3x	BATBC	74,086	4.3%	16.8x	6.7x	EHL	130.2	+9.9%	631.7	22.1x	1.8x
LRBDL	47.6	+9.9%	80.4	22.3x	1.3x	BEXIMCO	71,024	4.1%	8.1x	1.3x	GENEXIL	91.1	+9.9%	616.3	26.3x	5.0x
NAVANAPHAR	99.7	+9.9%	409.5	29.2x	2.3x	RENATA	68,199	4.0%	27.3x	4.7x	BPML	109.3	+8.3%	530.1	37.4x	1.5x
GENEXIL	91.1	+9.9%	616.3	26.3x	5.0x	BXPBARMA	51,113	3.0%	14.3x	1.8x	BSC	132.7	-0.5%	498.9	9.2x	1.7x
EHL	130.2	+9.9%	631.7	22.1x	1.8x	BEACONPHAR	49,577	2.9%	75.7x	11.9x	ORIONPHARM	115.4	+0.2%	494.4	28.1x	1.4x
ASIAINS	56.9	+9.8%	139.2	19.2x	2x	GP	38,700	2.2%	11.2x	9.1x	NAVANAPHAR	99.7	+9.9%	409.5	29.2x	2.3x
CLICL	14.6	+9.8%	0.0	NM	NM	BRACBANK	30,976	1.8%	10.9x	1.0x	KDSALTD	96.0	+2.8%	408.4	41.2x	3.8x
PURABIGEN	29.2	+9.8%	44.0	21.4x	2.2x	LHBL	26,622	1.5%	18.4x	4.1x	AAMRATECH	56.8	+9.7%	385.9	28.7x	2.4x
CRYSTALINS	46.2	+9.7%	55.7	15.4x	1.9x	ISLAMIBANK	23,866	1.4%	10.8x	0.8x	JHRML	105.5	+5.9%	316.4	32.5x	2.7x

Top Ten Losers	Close Price (BDT)	Δ%	Turnover (BDT Mn)	PE	PB	Top Twenty Free Float Mcap	Free Float Mcap (BDT Mn)	% of Total Free Float Mcap	PE	PB	Block Trade	Maximum Price (BDT)	Minimum Price (BDT)	No. of Trade	Quantity ('000)	Turnover (BDT Mn)
JMISMDL	358.6	-5.1%	97.3	78.8x	2.9x	PUBALIBANK	19,089	1.1%	5.6x	0.7x	DGIC	41.0	38.5	11.0	1,276	49.96
ARAMIT	313.2	-5.1%	9.9	27.0x	2x	ORIONPHARM	18,368	1.1%	28.1x	1.4x	IPDC	59.6	59.6	2.0	460	27.42
HAKKANIPUL	70.0	-4.5%	43.1	NM	2.9x	CITYBANK	17,615	1.0%	4.5x	0.8x	INTRACO	52.0	49.0	6.0	501	25.04
INTRACO	47.5	-4.0%	282.9	38.5x	3.7x	ROBI	15,714	0.9%	NM	2.4x	ADNTEL	148.0	122.3	10.0	171	23.25
APEXFOODS	209.6	-3.9%	24.8	40.8x	1.7x	ALARABANK	14,795	0.9%	14.8x	1.1x	SONALIPAPR	869.0	821.0	2.0	24	20.70
ANWARGALV	479.7	-3.6%	205.1	41.6x	22.0x	BSRMLTD	14,417	0.8%	8.7x	0.7x	LRBDL	47.6	44.0	10.0	444	20.28
PHARMAID	794.1	-3.0%	39.8	41.2x	7.7x	OLYMPIC	14,142	0.8%	19.3x	2.5x	PF1STMF	10.6	10.6	1.0	1,327	14.07
RANFOUNDRY	170.1	-2.7%	34.8	44.6x	5.6x	UPGDCL	13,547	0.8%	13.6x	4.1x	KDSALTD	93.0	86.0	5.0	151	13.60
BDLAMPS	269.2	-2.7%	45.3	29.0x	2.7x	SUMITPOWER	13,358	0.8%	9.4x	1.0x	EHL	121.8	121.8	3.0	109	13.28
BEACONPHAR	306.6	-2.5%	84.2	75.7x	11.9x						ORIONINFU	951.0	920.0	2.0	11	10.68

* NBFI Sector PE calculation methodology has been modified to reflect positive earnings only.

** The base of the Bond Index starts at 100, starting from Jan 13, 2022. Similarly, Treasury Bond Index starts at 100, starting from Oct 10, 2022.

Block Trade	Maximum Price (BDT)	Minimum Price (BDT)	Turnover (BDT Mn)	Quantity ('000)	No. of Trade
DGIC	41.0	38.5	50.0	1,276	11
IPDC	59.6	59.6	27.4	460	2
INTRACO	52.0	49.0	25.0	501	6
ADNTEL	148.0	122.3	23.2	171	10
SONALIPAPR	869.0	821.0	20.7	24	2
LRBDL	47.6	44.0	20.3	444	10
PF1STMF	10.6	10.6	14.1	1,327	1
KDSALTD	93.0	86.0	13.6	151	5
EHL	121.8	121.8	13.3	109	3
ORIONINFU	951.0	920.0	10.7	11	2
RUPALILIFE	72.5	72.5	7.3	100	1
AAMRATECH	53.2	48.0	7.2	138	3
GENEXIL	86.6	78.5	5.5	66	4
PADMALIFE	54.0	54.0	5.1	95	2
HRTEX	128.0	128.0	5.0	39	1
AOL	36.5	36.5	4.6	125	3
BPML	101.0	92.1	3.9	41	5
METROSPIN	43.3	40.8	3.5	86	3
ORIONPHARM	103.8	103.8	3.3	32	1
NAHEEACP	69.0	69.0	3.3	48	3
JHRML	108.0	108.0	3.2	30	1
TOSRIFA	24.2	24.2	3.2	133	3
Total			307.5		111

Upcoming Corporate Events

DSE Ticker	Right Share	Dividend		Event	Date
		Stock	Cash		
Titas Gas Transmission & Dist. Co. Ltd.	-	0.0%	10.0%	Record Date	3-Nov-22
Doreen Power Generations and Systems Limited	-	12.0%	18.0%	Record Date	6-Nov-22
Bangladesh Submarine Cable Company Limited	-	0.0%	46.0%	Record Date	7-Nov-22
Apex Spinning & Knitting Mills Limited	-	0.0%	20.0%	Record Date	7-Nov-22
Apex Foods Limited	-	0.0%	20.0%	Record Date	7-Nov-22
FAS Finance & Investment Limited	-	0.0%	0.0%	Record Date	7-Nov-22
Bangladesh Lamps Limited	-	7.0%	20.0%	Record Date	10-Nov-22
Gemini Sea Food Ltd.	-	30.0%	10.0%	Record Date	10-Nov-22
Renata Ltd.	-	7.0%	140.0%	Record Date	10-Nov-22
Far East Knitting & Dyeing Industries Limited	-	0.0%	10.0%	Record Date	13-Nov-22
Matin Spinning Mills Ltd.	-	0.0%	50.0%	Record Date	13-Nov-22
Intraco Refueling Station Limited	-	0.0%	10.0%	Record Date	14-Nov-22
Tamijuddin Textile Mills Limited	-	0.0%	30.0%	Record Date	14-Nov-22
The Peninsula Chittagong Limited	-	0.0%	2.5%	Record Date	14-Nov-22
JMI Syringes & Medical Devices Ltd.	-	36.0%	0.0%	Record Date	14-Nov-22
Rahim Textile Mills Ltd.	-	0.0%	10.0%	Record Date	14-Nov-22
Index Agro Industries Limited	-	0.0%	10.0%	Record Date	14-Nov-22

Important DSE News
ZAHEENSPIN

The Board of Directors has recommended No dividend for the year ended June 30, 2022. Date of AGM: 26.12.2022, Time: 09:00 AM, Venue: Digital Platform, Link: <https://zaheenspinning.bdvirtualagm.com>. Record Date: 24.11.2022. The Company has also reported EPS of Tk. (1.28), NAV per share of Tk. 4.97 and NOCFPS of Tk. 0.06 for the year ended June 30, 2022 as against Tk. (2.52), Tk. 6.25 and Tk. 0.43 respectively for the same period of the previous year.

BSC

The Board of Directors has recommended 20% cash dividend for the year ended June 30, 2022. Date of AGM: 06.12.2022, Time: 11:00 AM, Venue: will be notified later. Record date: 23.11.2022. The Corporation has also reported EPS of Tk. 14.80, NAV per share of Tk. 72.52 and NOCFPS of Tk. 23.87 for the year ended June 30, 2022 as against Tk. 4.72 Tk. 60.28 and Tk. 12.78 respectively for the same period of the previous year. The Corporation also informed that BSC is operating ships on international sea routes through the proper planning of the current Government, the overall cooperation of the Ministry of Shipping and the direct direction, supervision and monitoring of the Board of Directors. By properly following the complex international regulations related to shipping, BSC Management Authority has been achieving commercial and technological excellence by determining and properly managing various risks and taking necessary timely decisions, strategies and actions, thereby increasing the company's income and controlling costs.

(Q1 Un-audited): EPS was Tk. 3.98 for July-September 2022 as against Tk. 4.34 for July-September 2021; NOCFPS was Tk. 6.61 for July-September 2022 as against Tk. 5.44 for July-September 2021. NAV per share was Tk. 76.50 as on September 30, 2022 and Tk. 72.52 as on June 30, 2022.

ONEBANKLTD

KSC Securities Limited, one of the Corporate Directors of the Company, has further informed that it has completed its buying of 85,59,000 shares of the company at prevailing market price through Chittagong Stock Exchange as per declaration disseminated on 31.10.2022.

LHBL

Sinha Fashions Limited, one of the Corporate Directors of the company, has further informed that it has completed its sale of 7,50,000 shares of the company at prevailing market price through Dhaka Stock Exchange as per declaration disseminated on 25.10.2022.

GHAIL

The Company has informed that Mr. Mohammad Shaker Shamim has been appointed as the Managing Director of the Company.

Disclaimer: This report has been prepared by BRAC EPL Stock Brokerage Ltd and is provided for information purposes. It is not, under any circumstances, to be used or considered as an offer to sell, or a solicitation of any offer to buy. Reasonable care has been taken to ensure that the information is not untrue and misleading. BRAC EPL Stock Brokerage Ltd makes no representation or warranty as to the accuracy or completeness of such information. All opinions and estimates included in this report constitute our judgment as of this date and are subject to change without notice.