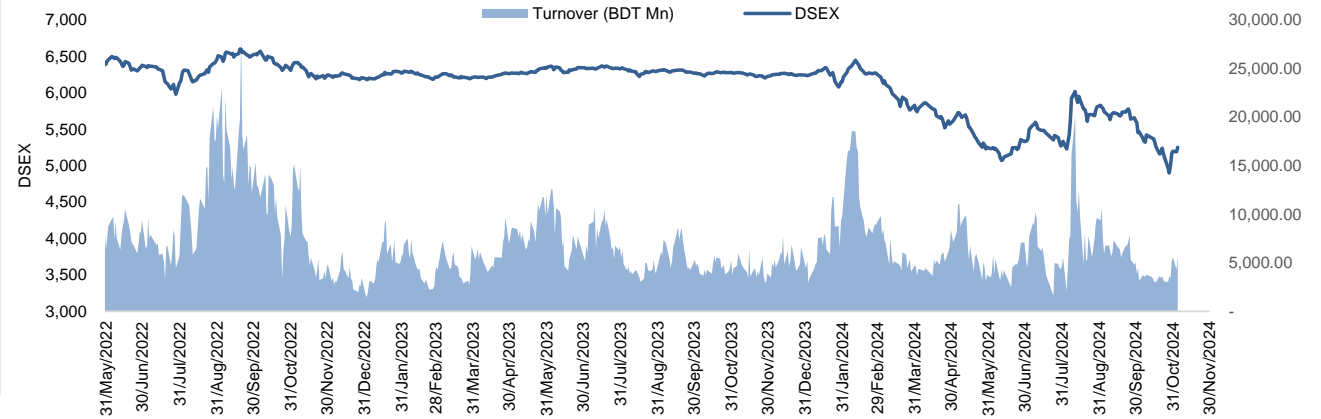


Daily Market Update

The market closed in green today. The benchmark index DSEX (+1.19%) gained 61.64 points and closed at 5,252.50. The blue-chip index DS30 (+1.16%), the Shariah-based index DSES (+1.33%), and the large-cap index CDSET (+0.75%) closed at 1,937.59, 1,162.40, and 1,071.67 points, respectively. All the large-cap sectors posted positive performance today. NBFi booked the highest gain of 5.56% followed by Food & Allied (+2.01%), Telecommunication (+1.47%), Fuel & Power (+1.47%), Engineering (+1.30%), Pharmaceutical (+0.99%), and Bank (+0.54%), respectively. Block trades contributed 2.4% of the overall market turnover. Bangladesh Shipping Corporation (+9.9%) was the most traded share with a turnover of BDT 197 million.



Index	Closing	Opening	Point Δ	%Δ	YTD %Δ
DSEX	5,252.50	5,190.86	+61.64	+1.19%	-15.9%
DS30	1,937.59	1,915.44	+22.16	+1.16%	-7.5%
DSES	1,162.40	1,147.15	+15.25	+1.33%	-14.8%
CDSET	1,071.67	1,063.67	+8.00	+0.75%	-10.9%

	Advanced	Declined	Unchanged	Total
All Category	257	107	32	396
A Category (Equity)	142	75	14	231
B Category (Equity)	72	5	4	81
N Category (Equity)	4	0	0	4
Z Category (Equity)	39	27	14	80
Mutual Funds	5	29	3	37
Corporate Bonds	0	2	1	3
Treasury Bonds	0	1	0	1

* Based on Traded Scripts

		Today	Last Day	Daily %Δ
Mcap	Mn BDT	6,670,964	6,631,955	+0.6%
	Mn USD	55,591	55,266	
Turnover	Mn BDT	5,652	4,314	+31.0%
	Mn USD	47	36	
Volume	Mn Shares	222	189	+17.7%
No. of Trade		186,940	158,360	+18.0%

* Average Interbank Exchange Rate is BDT 120.00 as of Nov 04, 2024

Figure: Sectorial Turnover (BDT Mn)

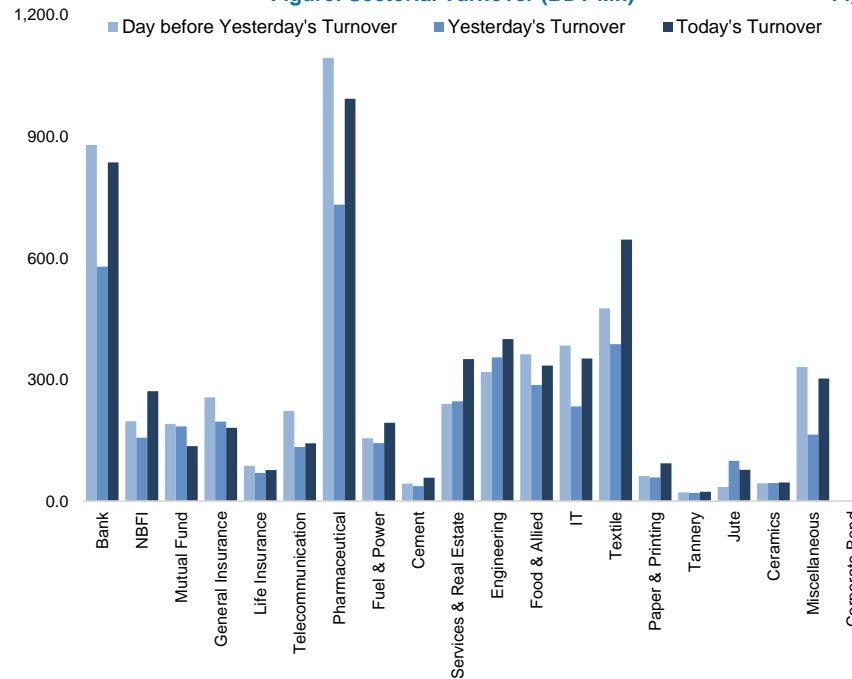
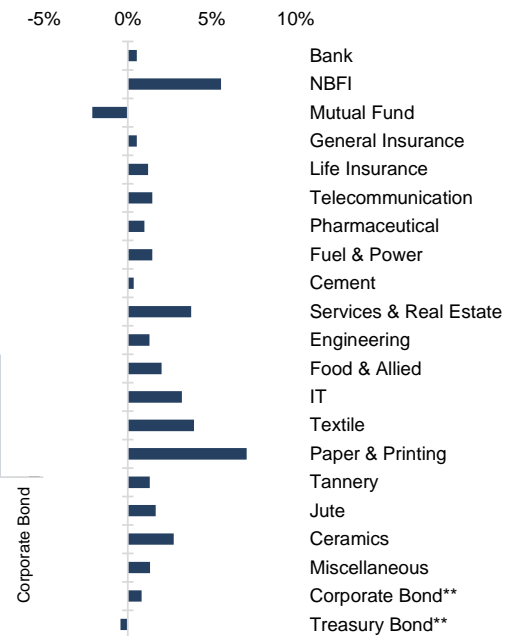


Figure: Sectorial Mcap Change



Fahim Hassan Research Analyst (891) 1709636546 fahim.hassan@bracepl.com	Md Istiaz Uddin Research Associate (891) 1708915202 mistiaz.uddin@bracepl.com
---	---

Market PE 15.4x
Market PB 1.2x

* Market P/E and P/BV calculation excludes Mutual Fund, Life Insurance, and NBL

Sector Index	Closing	Opening	Points Δ	%Δ	No. of Companies	Mcap (BDT Mn)	% of Total Mcap	Turnover (BDT Mn)	% of Total Turnover	PE	PB	Top Twenty Market Cap	Mcap (BDT Mn)	% of Total Mcap	Turnover (BDT Mn)	PE	PB
Bank	1,453	1,446	+7.80	+0.54%	36	696,144	10.4%	836.4	15.2%	8.9x	0.7x	GP	425,074	11.6%	65.0	12.0x	7.4x
NBFI	1,295	1,227	+68.17	+5.56%	23	125,396	1.9%	271.6	4.9%	NM	NM	BATBC	200,826	5.5%	30.9	11.4x	3.3x
Mutual Fund	616	629	-13.27	-2.11%	37	28,783	0.4%	135.7	2.5%	NM	0.6x	SQURPHARMA	194,753	5.3%	32.4	9.3x	1.5x
General Insurance	2,633	2,619	+14.09	+0.54%	43	76,261	1.1%	180.7	3.3%	13.8x	1.2x	WALTONHIL	153,342	4.2%	15.1	11.3x	1.3x
Life Insurance	1,839	1,817	+21.94	+1.21%	15	48,878	0.7%	76.9	1.4%	NM	NM	ROBI	142,996	3.9%	78.0	26.0x	2.2x
Telecommunication	5,106	5,032	+73.93	+1.47%	3	591,188	8.9%	143.0	2.6%	13.9x	4.3x	BEXIMCO	103,842	2.8%	0.0	NM	1.2x
Pharmaceutical	2,961	2,932	+29.15	+0.99%	34	561,892	8.4%	993.5	18.0%	13.9x	1.6x	BRACBANK	91,140	2.5%	94.8	8.2x	1.2x
Fuel & Power	1,128	1,112	+16.30	+1.47%	23	296,958	4.5%	193.6	3.5%	16.9x	0.6x	ISLAMIBANK	86,135	2.4%	132.0	18.4x	1.2x
Cement	2,075	2,068	+7.28	+0.35%	7	99,112	1.5%	57.7	1.0%	16.3x	2.1x	BERGERPBL	82,553	2.3%	1.0	24.8x	5.2x
Services & Real Estate	1,096	1,056	+40.00	+3.79%	9	60,616	0.9%	350.7	6.4%	18.8x	0.4x	RENATA	75,883	2.1%	11.8	21.0x	2.2x
Engineering	2,512	2,479	+32.21	+1.30%	42	290,184	4.4%	400.5	7.3%	13.0x	0.9x	UPGDCL	73,042	2.0%	3.7	9.0x	2.1x
Food & Allied	17,379	17,036	+342.95	+2.01%	21	319,080	4.8%	334.8	6.1%	17.1x	4.5x	LHB	64,689	1.8%	14.6	16.0x	3.2x
IT	2,158	2,090	+67.46	+3.23%	11	28,386	0.4%	352.1	6.4%	19.6x	1.8x	ICB	58,974	1.6%	30.9	NM	1.4x
Textile	1,116	1,073	+42.35	+3.95%	58	115,762	1.7%	645.6	11.7%	NM	0.8x	UNILEVERCL	52,176	1.4%	1.1	71.0x	22.2x
Paper & Printing	4,471	4,175	+295.67	+7.08%	6	20,511	0.3%	93.1	1.7%	35.9x	0.9x	DUTCHBANGL	41,832	1.1%	2.0	6.7x	0.9x
Tannery	1,976	1,950	+25.62	+1.31%	6	21,936	0.3%	22.8	0.4%	61.2x	1.6x	POWERGRID	34,359	0.9%	2.3	NM	0.2x
Jute	18,105	17,809	+296.52	+1.67%	3	4,243	0.1%	77.5	1.4%	NM	NM	EBL	33,818	0.9%	5.2	5.2x	0.8x
Ceramics	368	358	+9.84	+2.75%	5	16,354	0.2%	45.8	0.8%	NM	1.0x	BXPHARMA	33,057	0.9%	24.4	5.6x	0.7x
Miscellaneous	4,195	4,140	+55.21	+1.33%	15	228,585	3.4%	302.7	5.5%	37.9x	1.7x	OLYMPIC	31,390	0.9%	28.6	17.1x	2.9x
Corporate Bond**	10,353	10,269	+84.13	+0.82%	16	34,905	0.5%	2.0	0.0%	NM	NM	PUBALIBANK	30,772	0.8%	4.7	3.2x	0.5x
Treasury Bond**	451	453	-1.98	-0.44%	236	3,005,320	45.1%	1.0	0.0%	NM	NM						

Top Ten Gainers	Close Price (BDT)	Δ%	Turnover (BDT Mn)	PE	PB	Top Twenty Free Float Mcap	Free Float Mcap (BDT Mn)	% of Total Free Float Mcap	PE	PB	Most Traded Share	Close Price (BDT)	Δ%	Turnover (BDT Mn)	PE	PB
NTC	215.8	+10.0%	9.9	NM	NM	SQURPHARMA	117,112	8.6%	9.3x	1.5x	BSC	88.9	+9.9%	197.3	4.7x	0.8x
MONOSPOOL	137.0	+10.0%	4.1	36.8x	3.2x	BEXIMCO	69,460	5.1%	NM	1.2x	FEKDIL	20.4	+6.8%	177.6	12.4x	1.0x
EHL	66.3	+10.0%	39.2	10.1x	0.8x	BATBC	45,948	3.4%	11.4x	3.3x	ORIONINFU	310.8	+1.3%	137.3	NM	20.8x
GHCL	22.1	+10.0%	33.2	NM	0.5x	RENATA	35,002	2.6%	21.0x	2.2x	ISLAMIBANK	53.5	+1.3%	132.0	18.4x	1.2x
RAHIMAFOD	96.2	+9.9%	10.4	89.9x	9.3x	ISLAMIBANK	33,649	2.5%	18.4x	1.2x	UNIQUEHRL	50.1	+5.3%	114.3	9.7x	0.6x
PAPERPROC	123.0	+9.92%	13.0	42.7x	1.7x	BXPHARMA	32,479	2.4%	5.6x	0.7x	MIDLANDBNK	30.5	+9.7%	111.4	17.6x	2.1x
BSC	88.9	+9.9%	197.3	4.7x	1x	BRACBANK	32,157	2.4%	8.2x	1.2x	ORIONPHARM	41.6	+4.5%	101.6	9.5x	0.4x
AIL	94.6	+9.9%	69.9	40.1x	3.9x	GP	30,004	2.2%	12.0x	7.4x	GENEXIL	29.7	+8.8%	100.6	11.3x	1.5x
MATINSPIINN	52.4	+9.9%	30.2	25.7x	0.9x	LHB	24,690	1.8%	16.0x	3.2x	IBNSINA	315.8	+4.6%	100.5	14.7x	2.8x
NEWLINE	16.9	+9.7%	2.8	32.5x	0.7x	EBL	24,199	1.8%	5.2x	0.8x	ASIATICLAB	35.1	+3.2%	100.4	12.4x	0.7x

Top Ten Losers	Close Price (BDT)	Δ%	Turnover (BDT Mn)	PE	PB	Block Trade	Maximum Price (BDT)	Minimum Price (BDT)	No. of Trade	Quantity ('000)	Turnover (BDT Mn)
VAMLRBBF	5.1	-7.3%	0.6	NM	0.5x	MIDLANDBNK	28.7	28.2	9.0	1,333	37.85
IFILISLMF1	4.7	-6.0%	0.3	NM	1x	FINEFOODS	156.5	156.5	4.0	236	36.86
FBFIF	3.5	-5.4%	5.6	NM	0.4x	LOVELLO	98.0	89.3	4.0	133	12.27
ZAHEENSPIN	7.0	-5.4%	1.4	NM	1.8x	ORIONPHARM	39.4	37.6	2.0	237	8.95
CITYGENINS	47.7	-5.4%	6.0	14.5x	2.2x	CRYSTALINS	52.0	52.0	1.0	100	5.20
NCCBLMF1	5.4	-5.3%	0.7	NM	0.6x	DOMINAGE	12.6	12.6	1.0	401	5.05
SHYAMPSUG	94.6	-5.2%	2.1	NM	NM	STANDBANKL	6.7	6.7	2.0	752	5.04
LRGLOBMF1	3.7	-5.1%	0.5	NM	0.4x	ORIONINFU	329.8	329.8	1.0	10	3.13
FIRSTFIN	4.0	-4.8%	0.2	NM	NM	UPGDCL	138.0	138.0	1.0	15	2.07
ICBAMCL2ND	6.7	-4.3%	0.5	NM	1.1x	SUMITPOWER	17.0	17.0	1.0	115	1.96

* NBFI Sector PE calculation methodology has been modified to reflect positive earnings only.
 ** The base of the Bond Index starts at 100, starting from Jan 13, 2022
 Similarly, Treasury Bond Index starts at 100, starting from Oct 10, 2022

Block Trade	Maximum Price (BDT)	Minimum Price	Turnover (BDT Mn)	Quantity ('000)	No. of Trade	Important DSE News
MIDLANDBNK	28.7	28.2	37.8	1,333	9	DESCO The company has informed that Brig. Gen. Shameem Ahmed, NDC, PSC (Retd.) joined as Managing Director of the company on October 30, 2024. GENNEXT Deterioration of situation subsequent to labor unrest and shutting down of operation of Generation Next Fashions Limited (GNFL): Shaheen Akther Chaudhury, a Director of the Company, informed DSE on November 3, 2024, that they had submitted a letter to the Bangladesh Securities and Exchange Commission on October 20, 2024, regarding labor unrest and the stoppage of operations due to a working capital shortage. The Director also reported that the Chairman and Managing Director of the company remain out of contact and may be out of the country. In the absence of the Chairman, Managing Director, and other Directors, the company is facing the following problems: a) Unable to make decisions in BoD meetings due to an incomplete quorum. b) Unable to conduct banking transactions due to the absence of signing authority Citing these issues, the Director sought advice from BSEC to overcome the crisis situation
FINEFOODS	156.5	156.5	36.9	236	4	
LOVELLO	98.0	89.3	12.3	133	4	
ORIONPHARM	39.4	37.6	8.9	237	2	
CRYSTALINS	52.0	52.0	5.2	100	1	
DOMINAGE	12.6	12.6	5.0	401	1	
STANDBANKL	6.7	6.7	5.0	752	2	
ORIONINFU	329.8	329.8	3.1	10	1	
UPGDCL	138.0	138.0	2.1	15	1	
SUMITPOWER	17.0	17.0	2.0	115	1	
MJLBD	88.9	88.9	1.8	20	1	
EIL	53.0	53.0	1.6	30	2	
AAMRANET	31.9	31.9	1.5	47	1	
BXPHARMA	81.0	81.0	1.4	17	1	
GQBALLPEN	130.0	130.0	1.3	10	2	
EGEN	25.9	25.5	1.0	40	2	
AIL	87.0	87.0	0.9	10	1	
AIL	87.0	87.0	0.9	10	1	
QUASEMIND	27.1	27.1	0.8	30	1	
BSC	79.8	79.8	0.8	10	1	
RENATA	699.0	699.0	0.7	1	1	
KAY&QUE	249.0	249.0	0.6	2	1	
Total			134.9		47	

Upcoming Corporate Events

DSE Ticker	Right Share	Dividend		Event	Date
		Stock	Cash		
APEXFOODS		0.0%	20%	Record Date	7-Nov-24
APEXSPINN		0.0%	20%	Record Date	7-Nov-24
PREMIERCEM		0.0%	22%	Record Date	7-Nov-24
SONALIPAPR		0.0%	40%	Record Date	10-Nov-24
LOVELLO		10.0%	10%	Record Date	10-Nov-24
SHARPIND		0.0%	1%	Record Date	10-Nov-24
LHB		0.0%	19%	Record Date	11-Nov-24
MLDYEING		0.0%	0%	Record Date	11-Nov-24
CROWNCEMNT		0.0%	21%	Record Date	13-Nov-24
FARCHEM		0.0%	1%	Record Date	13-Nov-24
FEKDIL		0.0%	14%	Record Date	14-Nov-24
RAHIMTEXT		0.0%	10%	Record Date	14-Nov-24
BSRMLTD		0.0%	35%	Record Date	14-Nov-24
BSRMSTEEL		0.0%	32%	Record Date	14-Nov-24
KDSALTD		5.0%	5%	Record Date	14-Nov-24

Disclaimer: This report has been prepared by BRAC EPL Stock Brokerage Ltd and is provided for information purposes. It is not, under any circumstances, to be used or considered as an offer to sell, or a solicitation of any offer to buy. Reasonable care has been taken to ensure that the information is not untrue and misleading. BRAC EPL Stock Brokerage Ltd makes no representation or warranty as to the accuracy or completeness of such information. All opinions and estimates included in this report constitute our judgment as of this date and are subject to change without notice.