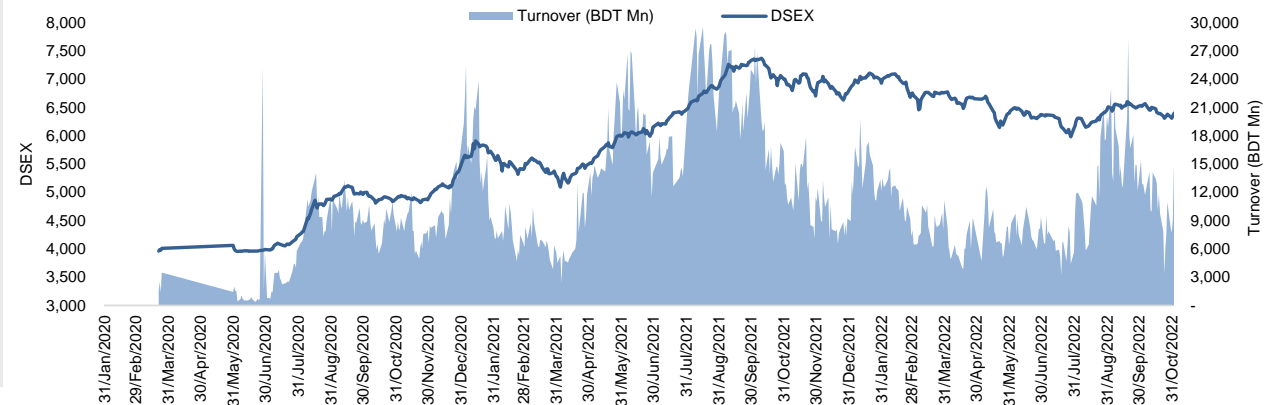


Daily Market Update

The market closed in red today. The benchmark index DSEX (-0.14%) lost 8.93 points and closed at 6,384.10. The blue-chip index DS30 (-0.14%), the Shariah-based index DSES (-0.34%), and the large-cap index CDSET (-0.04%) closed at 2,242.72, 1,396.40, and 1,230.76 points, respectively. Large-cap sectors posted mixed performance today. Bank booked the highest gain of 0.44% followed by NBF1 (+0.11%), Engineering (+0.00%). Pharmaceutical experienced the highest loss of 0.22% followed by Fuel & Power (-0.16%), Food & Allied (-0.02%). Block trades contributed 0.8% of the overall market turnover. Bashundhara Paper Mills Limited (-6.7%) was the most traded share with a turnover of BDT 1,194 million.



Index	Closing	Opening	Point Δ	%Δ	YTD %Δ
DSEX	6,384.10	6,393.03	-8.93	-0.14%	-5.5%
DS30	2,242.72	2,245.96	-3.24	-0.14%	-11.4%
DSES	1,396.40	1,401.17	-4.77	-0.34%	-2.4%
CDSET	1,230.76	1,231.22	-0.46	-0.04%	-9.4%

	Advanced	Declined	Unchanged	Total
All Category	68	74	220	362
A Category (Equity)	54	56	139	249
B Category (Equity)	11	14	64	89
N Category (Equity)	3	2	3	8
Z Category (Equity)	0	2	14	16
Mutual Funds	1	0	27	28
Corporate Bonds	0	1	3	4
Treasury Bonds	0	0	0	0

* Based on Traded Scrips

		Today	Last Day	Daily %Δ
Mcap	Mn BDT	7,732,748	7,738,433	-0.1%
	Mn USD	74,713	74,767	
Turnover	Mn BDT	14,945	12,357	+21.0%
	Mn USD	144	119	
Volume	Mn Shares	238	184	+29.3%
	No. of Trade	224,582	208,294	+7.8%

* Average Interbank Exchange Rate is BDT 103.50 as of Nov 07, 2022

Fahim Hassan Research Associate (880) 1709636546 fahim.hassan@bracepl.com	Md. Tanvir Ahmed Research Associate (880) 1708805201 mtanvir.ahmed@bracepl.com
---	--

Figure: Sectorial Turnover (BDT)

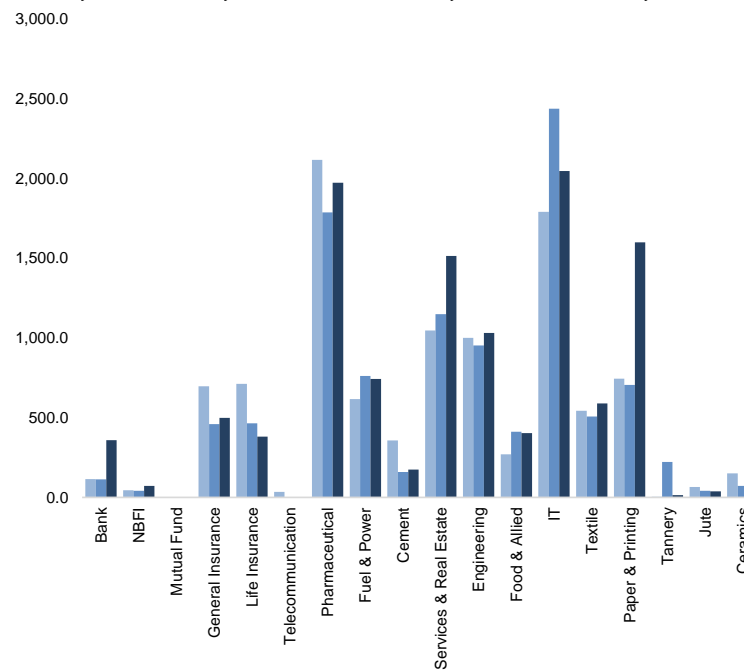
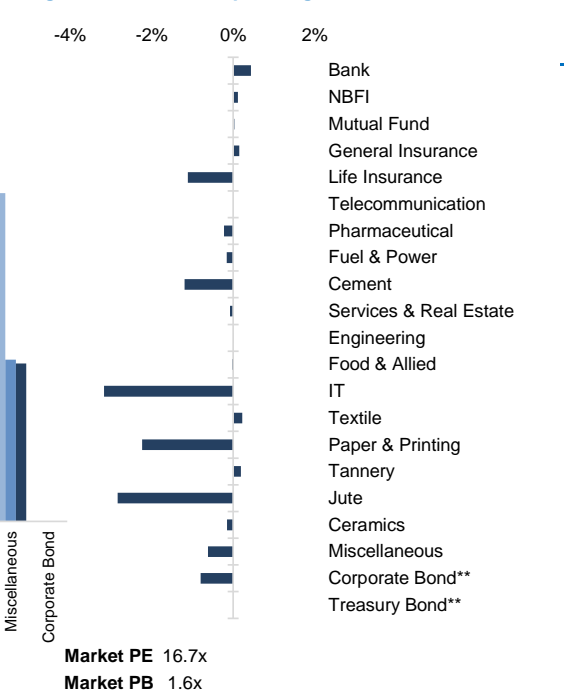


Figure: Sectorial Mcap Change



Market PE 16.7x

Market PB 1.6x

Sector Index	Closing	Opening	Points Δ	%Δ	No. of Companies	Mcap (BDT Mn)	% of Total Mcap	Turnover (BDT Mn)	% of Total Turnover	PE	PB	Top Twenty Market Cap	Mcap (BDT Mn)	% of Total Mcap	Turnover (BDT Mn)	PE	PB
Bank	1,438	1,432	+6.30	+0.44%	33	663,068	8.6%	358.2	2.9%	7.8x	0.7x	GP	386,996	8.5%	2.4	11.2x	9.1x
NBFI	1,927	1,925	+2.21	+0.11%	23	188,027	2.4%	72.2	0.6%	NM	4.2x	WALTONHIL	317,378	7.0%	0.0	35.7x	3.3x
Mutual Fund	854	854	+0.24	+0.03%	37	38,621	0.5%	1.0	0.0%	NM	0.8x	BATBC	280,098	6.2%	3.1	16.8x	6.7x
General Insurance	3,248	3,243	+4.90	+0.15%	41	94,205	1.2%	498.9	4.0%	15.9x	1.5x	SQURPHARMA	186,332	4.1%	145.6	10.2x	1.8x
Life Insurance	2,474	2,502	-27.74	-1.11%	14	69,377	0.9%	380.9	3.1%	NM	NM	ROBI	157,138	3.5%	0.5	NM	2.4x
Telecommunication	4,946	4,946	-	-	3	580,232	7.5%	3.0	0.0%	15.5x	4.9x	RENATA	139,694	3.1%	2.4	27.3x	4.7x
Pharmaceutical	3,922	3,931	-8.80	-0.22%	33	751,434	9.7%	1,973.0	15.8%	19.1x	2.6x	UPGDCL	135,533	3.0%	12.7	13.6x	4.1x
Fuel & Power	1,706	1,709	-2.70	-0.16%	23	450,946	5.8%	742.7	6.0%	12.7x	1.1x	BEXIMCO	101,302	2.2%	243.9	8.1x	1.3x
Cement	2,384	2,412	-28.82	-1.19%	7	114,484	1.5%	174.7	1.4%	26.5x	2.5x	BERGERPBL	79,404	1.7%	1.2	25.8x	6.9x
Services & Real Estate	1,971	1,972	-1.54	-0.08%	8	77,869	1.0%	1,514.0	12.1%	95.8x	1.6x	LHBL	78,160	1.7%	164.4	19.1x	4.2x
Engineering	4,541	4,541	+0.08	+0.00%	42	533,083	6.9%	1,031.2	8.3%	26.6x	1.9x	ICB	74,135	1.6%	0.3	42.0x	1.6x
Food & Allied	21,177	21,182	-4.65	-0.02%	21	377,352	4.9%	402.4	3.2%	21.2x	7.3x	BXPBARMA	72,493	1.6%	109.0	14.2x	1.8x
IT	3,529	3,644	-115.38	-3.17%	11	46,004	0.6%	2,045.2	16.4%	34.0x	3.2x	BEACONPHAR	69,161	1.5%	43.3	73.9x	11.6x
Textile	1,651	1,647	+3.67	+0.22%	58	173,654	2.3%	589.0	4.7%	31.0x	1.1x	BRACBANK	57,619	1.3%	0.3	10.9x	1.0x
Paper & Printing	14,424	14,753	-328.93	-2.23%	6	55,576	0.7%	1,598.7	12.8%	83.6x	2.8x	ISLAMIBANK	53,452	1.2%	7.3	10.9x	0.8x
Tannery	3,051	3,045	+5.84	+0.19%	6	32,850	0.4%	15.0	0.1%	37.8x	3.2x	DUTCHBANGL	43,624	1.0%	7.2	7.4x	1.1x
Jute	12,523	12,888	-365.07	-2.83%	3	3,063	0.0%	38.5	0.3%	NM	61.4x	TITASGAS	40,459	0.9%	1.5	12.7x	0.6x
Ceramics	694	695	-1.06	-0.15%	5	32,093	0.4%	46.3	0.4%	33.6x	1.9x	POWERGRID	37,347	0.8%	1.8	10.2x	0.4x
Miscellaneous	4,221	4,247	-26.30	-0.62%	15	236,765	3.1%	989.2	7.9%	12.7x	1.9x	SUMITPOWER	36,308	0.8%	0.5	9.4x	1.0x
Corporate Bond**	90	91	-0.73	-0.80%	9	37,274	0.5%	2.5	0.0%	NM	NM	BSCCL	36,098	0.8%	0.1	15.7x	3.4x
Treasury Bond**	100	100	+0.00	+0.00%	250	3,159,333	40.9%	0.0	0.0%	NM	NM						

Top Ten Gainers	Close Price (BDT)	Δ%	Turnover (BDT Mn)	PE	PB	Top Twenty Free Float Mcap	Free Float Mcap (BDT Mn)	% of Total Free Float Mcap	PE	PB	Most Traded Share	Close Price (BDT)	Δ%	Turnover (BDT Mn)	PE	PB
SAPORTL	36.7	+14.0%	445.9	30.8x	1.1x	SQURPHARMA	121,917	7.1%	10.2x	1.8x	BPML	113.4	-6.7%	1,194.1	38.8x	1.5x
SAMORITA	91.9	+9.9%	56.3	47.9x	1.8x	BATBC	74,086	4.3%	16.8x	6.7x	GENEXIL	109.1	+3.2%	911.1	31.5x	6.0x
CLICL	21.2	+9.8%	0.0	NM	NM	BEXIMCO	70,355	4.1%	8.1x	1.3x	ORIONPHARM	119.0	+1.4%	617.3	29.0x	1.5x
MALEKSPIN	30.4	+9.7%	41.7	7.5x	0.6x	RENATA	68,199	4.0%	27.3x	4.7x	NAVANAPHAR	121.8	+1.3%	601.5	35.6x	2.8x
APEXFOODS	237.7	+8.7%	3.7	36.7x	1.8x	BXPBARMA	50,615	2.9%	14.2x	1.8x	EHL	121.1	-9.0%	516.0	20.6x	1.7x
GEMINISEA	508.2	+4.7%	76.0	40.7x	38.8x	BEACONPHAR	48,413	2.8%	73.9x	11.6x	SAPORTL	36.7	+14.0%	445.9	30.8x	1.1x
INDEXAGRO	112.1	+4.4%	88.8	22.0x	2x	GP	38,700	2.2%	11.2x	9.1x	LRBDL	47.9	-8.4%	291.4	22.5x	1.3x
EPGL	36.8	+4.2%	63.7	96.8x	0.8x	BRACBANK	30,976	1.8%	10.9x	1.0x	KDSALTD	97.7	+3.2%	269.5	41.9x	3.8x
COPPERTECH	42.9	+3.6%	174.8	24.1x	3.2x	LHBL	27,606	1.6%	19.1x	4.2x	MAKSONSPIN	23.7	-2.9%	258.6	11.2x	1.1x
YPL	20.1	+3.6%	22.8	NM	1.8x	ISLAMIBANK	24,010	1.4%	10.9x	0.8x	INTRACO	45.9	-0.4%	254.7	37.2x	3.6x

Top Ten Losers	Close Price (BDT)	Δ%	Turnover (BDT Mn)	PE	PB	Top Twenty Free Float Mcap	Free Float Mcap (BDT Mn)	% of Total Free Float Mcap	PE	PB	Block Trade	Maximum Price (BDT)	Minimum Price (BDT)	No. of Trade	Quantity ('000)	Turnover (BDT Mn)
EHL	121.1	-9.0%	516.0	20.6x	1.7x	PUBALIBANK	18,948	1.1%	5.6x	0.6x	IPDC	60.1	57.6	15.0	14,323	828.51
IBP	17.2	-9.0%	109.5	78.2x	1x	ORIONPHARM	18,941	1.1%	29.0x	1.5x	FORTUNE	80.0	80.0	3.0	6,288	503.04
ADNTEL	130.6	-8.5%	191.6	44.0x	4.6x	CITYBANK	18,099	1.0%	4.6x	0.8x	BPML	121.5	115.0	4.0	2,907	334.30
LRBDL	47.9	-8.4%	291.4	22.5x	1.3x	ROBI	15,714	0.9%	NM	2.4x	BSC	150.0	150.0	1.0	2,000	300.00
JHRML	102.5	-7.1%	231.7	31.5x	2.6x	ALARABANK	14,857	0.9%	14.8x	1.1x	BEXIMCO	116.0	115.6	2.0	1,206	139.89
SINOBANGLA	80.9	-6.8%	152.0	44.7x	2.9x	BSRMLTD	14,417	0.8%	8.7x	0.7x	ACI	275.0	275.0	4.0	350	96.25
BPML	113.4	-6.7%	1,194.1	38.8x	1.5x	OLYMPIC	14,045	0.8%	19.2x	2.5x	RENATA	1,305.0	1,305.0	1.0	24	30.67
AAMRATECH	53.3	-6.3%	202.8	29.9x	2.2x	UPGDCL	13,553	0.8%	13.6x	4.1x	KDSALTD	97.0	93.0	6.0	305	28.66
EGEN	61.6	-6.1%	66.6	42.8x	2.8x	SUMITPOWER	13,358	0.8%	9.4x	1.0x	AL-HAJTEX	134.0	132.2	12.0	189	25.09
ISNLTD	61.9	-5.9%	38.8	NM	19.8x						ORIONINFU	1,004.1	900.0	3.0	23	22.39

* NBFI Sector PE calculation methodology has been modified to reflect positive earnings only.
 ** The base of the Bond Index starts at 100, starting from Jan 13, 2022
 Similarly, Treasury Bond Index starts at 100, starting from Oct 10, 2022

Block Trade	Maximum Price (BDT)	Minimum Price (BDT)	Turnover (BDT Mn)	Quantity ('000)	No. of Trade
IPDC	60.1	57.6	828.5	14,323	15
FORTUNE	80.0	80.0	503.0	6,288	3
BPML	121.5	115.0	334.3	2,907	4
BSC	150.0	150.0	300.0	2,000	1
BEXIMCO	116.0	115.6	139.9	1,206	2
ACI	275.0	275.0	96.3	350	4
RENATA	1,305.0	1,305.0	30.7	24	1
KDSALTD	97.0	93.0	28.7	305	6
AL-HAJTEX	134.0	132.2	25.1	189	12
ORIONINFU	1,004.1	900.0	22.4	23	3
METROSPIN	51.7	49.0	21.2	412	6
INTRACO	50.5	43.5	21.0	467	7
SONALIPAPR	880.0	870.0	14.6	17	2
BATBC	518.7	518.7	10.9	21	4
GP	286.6	286.6	10.0	35	1
SUNLIFEINS	77.9	68.0	8.9	128	4
SUMITPOWER	34.2	34.2	8.9	260	1
MLDYEING	24.8	24.8	7.3	295	2
GENEXIL	114.9	100.0	6.5	58	3
ORIONPHARM	128.9	128.9	6.4	50	1
ADNTEL	143.5	136.0	4.3	30	3
FAREASTLIF	88.5	88.5	4.0	45	1
Total			2,468.8		127

Upcoming Corporate Events

DSE Ticker	Right Share	Dividend		Event	Date
		Stock	Cash		
Bangladesh Lamps Limited	-	7.0%	20.0%	Record Date	10-Nov-22
Gemini Sea Food Ltd.	-	30.0%	10.0%	Record Date	10-Nov-22
Renata Ltd.	-	7.0%	140.0%	Record Date	10-Nov-22
Far East Knitting & Dyeing Industries Limited	-	0.0%	10.0%	Record Date	13-Nov-22
Matin Spinning Mills Ltd.	-	0.0%	50.0%	Record Date	13-Nov-22
Intraco Refueling Station Limited	-	0.0%	10.0%	Record Date	14-Nov-22
Tamijuddin Textile Mills Limited	-	0.0%	30.0%	Record Date	14-Nov-22
The Peninsula Chittagong Limited	-	0.0%	2.5%	Record Date	14-Nov-22
JMI Syringes & Medical Devices Ltd.	-	36.0%	0.0%	Record Date	14-Nov-22
Rahim Textile Mills Ltd.	-	0.0%	10.0%	Record Date	14-Nov-22
Index Agro Industries Limited	-	0.0%	10.0%	Record Date	14-Nov-22
Taufika Foods and LOVELLO Ice-cream PLC	-	0.0%	12.0%	Record Date	14-Nov-22
eGeneration Limited	-	0.0%	10.0%	Record Date	15-Nov-22
Deshbandhu Polymer Limited	-	0.0%	5.0%	Record Date	15-Nov-22
Aziz Pipes Ltd.	-	0.0%	0.0%	Record Date	15-Nov-22
Queen South Textile Mills Limited	-	6.0%	6.0%	Record Date	15-Nov-22
Quasem Industries Ltd.	-	0.0%	1.5%	Record Date	15-Nov-22

Important DSE News
SALVOCHEM

The Board of Directors has recommended 10% cash dividend for the year ended June 30, 2022. Date of AGM: 29.12.2022, Time: 4:00 PM, Venue: Digital Platform. Record Date: 04.12.2022. The Company has also reported EPS of Tk. 1.98, NAV per share of Tk. 14.58 and NOCFPS of Tk. 4.48 for the year ended June 30, 2022 as against Tk. 0.34, Tk. 12.69 and Tk. 1.05 respectively for the same period of the previous year.

AOL

The Board of Directors has recommended 10% Cash dividend for general shareholders only excluding sponsors and directors for the year ended June 30, 2022. Sponsors and directors hold 3,36,55,905 shares out of total 10,97,82,000 shares and cash dividend payable to general shareholders is Tk. 7,61,26,095.00. Date of EGM and AGM: 28.12.2022, Time of EGM and AGM: 03:00 PM and 04:00 PM respectively, Venue of EGM and AGM: Digital Platform. Record Date for EGM and AGM: 30.11.2022. The Company has reported EPS of Tk. 1.67, NAV per share of Tk. 18.56 and NOCFPS of Tk. 3.11 for the year ended June 30, 2022 as against Tk. 2.19, Tk. 18.29 and Tk. 2.57 respectively for the same period of the previous year.

GOLDENSON

The Board of Directors has recommended No Dividend for the year ended June 30, 2022. Date of AGM: 28.12.2022, Time: 11:00 AM, Venue: Digital Platform. Record Date: 29.11.2022. The Company has also reported Consolidated EPS of Tk. (0.29), Consolidated NAV per share of Tk. 19.74 and Consolidated NOCFPS of Tk. 1.45 for the year ended June 30, 2022 as against Tk. 0.30, Tk. 20.22 and Tk. 0.30 respectively for the same period of the previous year.

EASTRN LUB

The Board of Directors has recommended 40% cash and 10% Stock dividend for the year ended June 30, 2022. Date of AGM: 04.02.2023, Time: 11:00 AM, Venue: Digital Platform. Record date: 11.12.2022. The Company has also reported EPS of Tk. 9.50, NAV per share of Tk. 187.52 and NOCFPS of Tk. 49.70 for the year ended June 30, 2022 as against Tk. 43.48 (Restated), Tk. 189.69 (Restated) and Tk. 30.91 respectively for the same period of the previous year.

(Q1 Un-audited): EPS was Tk. 0.25 for July-September 2022 as against Tk. 1.45 for July-September 2021; NOCFPS was Tk. 72.79 for July-September 2022 as against Tk. (17.35) for July-September 2021. NAV per share was Tk. 187.77 as on September 30, 2022 and Tk. 187.52 as on June 30, 2022.

MEGHNACEM

The Board of Directors has recommended 5% cash and 5% stock dividend for the year ended June 30, 2022. Date of AGM: 29.12.2022, Time: 11:00 AM, Venue: Digital Platform. Link: <https://meghnacement.bdvirtualagm.com>; Record Date: 01.12.2022. The Company has also reported EPS of Tk. 1.95, NAV per share of Tk. 57.90 and NOCFPS of Tk. 15.14 for the year ended June 30, 2022 as against Tk. (0.86), Tk. 62.49 and Tk. 42.66 respectively for the same period of the previous year.

BANGAS

The Board of Directors has recommended 3% cash dividend to general shareholders except Directors and Sponsors for the year ended June 30, 2022. Date of AGM: 20.12.2022, Time: 11:00 AM, Venue: South Avenue Tower (6th Floor), House-50, Road-3, Gulshan Avenue, Gulshan-1, Dhaka-1212. Record Date: 28.11.2022. The Company has also reported EPS of Tk. 0.26, NAV per share of Tk. 20.88 and NOCFPS of Tk. (0.14) for the year ended June 30, 2022 as against Tk. 0.23, Tk. 21.02 and Tk. (1.50) respectively for the same period of the previous year.

RAHIMTEXT

(Q1 Un-audited): EPS was Tk. (2.01) for July-September 2022 as against Tk. 0.53 for July-September 2021; NOCFPS was Tk. (6.49) for July-September 2022 as against Tk. 1.01 for July-September 2021. NAV per share was Tk. 35.97 as on September 30, 2022 and Tk. 37.97 as on June 30, 2022.

Disclaimer: This report has been prepared by BRAC EPL Stock Brokerage Ltd and is provided for information purposes. It is not, under any circumstances, to be used or considered as an offer to sell, or a solicitation of any offer to buy. Reasonable care has been taken to ensure that the information is not untrue and misleading. BRAC EPL Stock Brokerage Ltd makes no representation or warranty as to the accuracy or completeness of such information. All opinions and estimates included in this report constitute our judgment as of this date and are subject to change without notice.

MALEKSPIN

(Q1 Un-audited): Consolidated EPS was Tk. 1.21 for July-September 2022 as against Tk. 0.87 for July-September 2021; Consolidated NOCFPS was Tk. (1.88) for July-September 2022 as against Tk. 1.61 for July-September 2021. Consolidated NAV per share was Tk. 50.12 as on September 30, 2022 and Tk. 48.91 as on June 30, 2022.

TALLUSPIN

The Board of Directors has recommended No dividend for the year ended June 30, 2022. Date of AGM: 20.12.2022, Time: 01:00 PM, Venue: Digital Platform. Record Date: 28.11.2022. The Company has also reported EPS of Tk. (3.02), NAV per share of Tk. 21.73 and NOCFPS of Tk. 0.04 for the year ended June 30, 2022 as against Tk. (3.21), Tk. 24.75 and Tk. 0.70 respectively for the same period of the previous year.

SAPORTL

The Board of Directors has recommended 15% cash dividend for the year ended June 30, 2022. Date of AGM: 28.12.2022, Time: 11:30 AM, Venue: Digital Platform. Record Date: 27.11.2022. The Company has also reported Consolidated EPS of Tk. 1.19 Consolidated NAV per share of Tk. 34.34 and Consolidated NOCFPS of Tk. 2.00 for the year ended June 30, 2022 as against Tk. 0.79, Tk. 33.52 and Tk. 1.32 respectively for the same period of the previous year.

IBP

The Board of Directors has recommended 1% cash dividend for the year ended June 30, 2022. Date of AGM: 22.12.2022, Time: 11:00 AM, Venue: Digital Platform. Record date: 28.11.2022. The Company has also reported EPS of Tk. 0.22, NAV per share of Tk. 13.98 and NOCFPS of Tk. 0.79 for the year ended June 30, 2022 as against Tk. 1.18, Tk. 14.29 and Tk. 1.30 respectively for the same period of the previous year.

MITHUNKNIT

The Board of Directors has recommended No Dividend for the year ended June 30, 2022. Date of AGM: 20.12.2022, Time: 03:00 PM, Venue: South Avenue Tower (6th Floor), House No. 50, Road No. 3, Gulshan Avenue, Gulshan-1, Dhaka-1212. Record Date: 28.11.2022. The company has noticed BSEC, DSE, CSE and shareholders regarding suspension of factory since September 20, 2019. Due to the suspension of factory operation, the EPS and NOCFPS were null.

EXIMBANK

Mr. Zubayer Kabir, one of the Sponsors of the Company, has further informed that he has completed his sale of 5,00,000 shares of the company at prevailing market price through Dhaka Stock Exchange as per declaration disseminated on 26.10.2022.

SIMTEX

Excel Farmganic Limited, one of the Corporate Directors of the Company, has expressed its intention to buy 13,08,000 shares of the company at prevailing market price (in the Public Market) through Dhaka Stock Exchange within next 30 working days.

Disclaimer: This report has been prepared by BRAC EPL Stock Brokerage Ltd and is provided for information purposes. It is not, under any circumstances, to be used or considered as an offer to sell, or a solicitation of any offer to buy. Reasonable care has been taken to ensure that the information is not untrue and misleading. BRAC EPL Stock Brokerage Ltd makes no representation or warranty as to the accuracy or completeness of such information. All opinions and estimates included in this report constitute our judgment as of this date and are subject to change without notice.