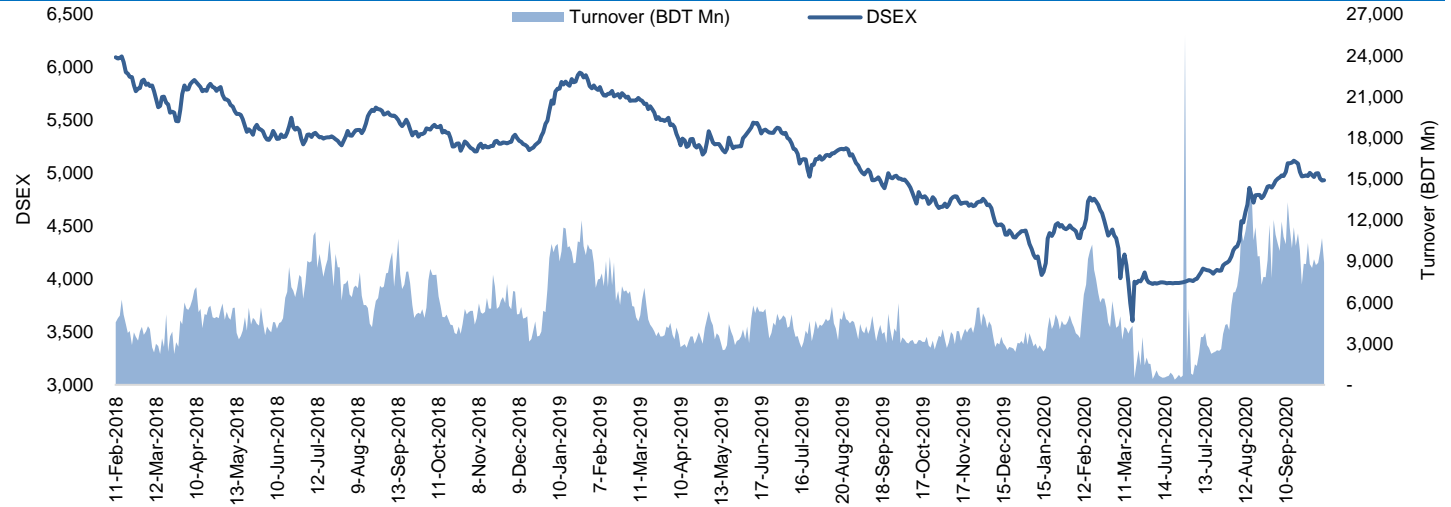


Daily Market Update

The market closed in green today. The benchmark index DSEX (+0.11%) gained 5.6 points and closed at 4,934.47. The blue-chip index DS30 (-0.05%), the Shariah-based index DSES (+0.18%), and the large-cap index CDSET (-0.05%) closed at 1,677.67, 1,111.93, and 985.12 points, respectively. Large-cap sectors posted mixed performance today. NBFI booked the highest gain of 1.23% followed by Food & Allied (+0.65%) and Telecommunication (+0.07%). Engineering experienced the highest loss of 3.76% followed by Bank (-0.53%), Fuel & Power (-0.45%) and Pharmaceutical (-0.02%). Block trades contributed 1.4% of the overall market turnover. Bangladesh Export Import Company Ltd. (-0.4%) was the most traded share with a turnover of BDT 223 million.



Index	Closing	Opening	Point Δ	%Δ	YTD %Δ
DSEX	4,934.47	4,928.87	+5.60	+0.11%	+10.8%
DS30	1,677.67	1,678.49	-0.82	-0.05%	+10.9%
DSES	1,111.93	1,109.95	+1.98	+0.18%	+11.2%
CDSET	985.12	985.60	-0.48	-0.05%	+9.5%

	Advanced	Declined	Unchanged	Total
All Category	204	106	45	355
A Category (Equity)	154	74	32	260
B Category (Equity)	27	19	10	56
N Category (Equity)	1	2	0	3
Z Category (Equity)	22	11	3	36
Mutual Funds	37	0	0	37
Corporate Bonds	1	1	0	2

	Today	Last Day	Daily %Δ	
Mcap	Mn BDT	4,026,777	4,038,769	-0.3%
	Mn USD	47,396	47,537	
Turnover	Mn BDT	8,887	10,677	-16.8%
	Mn USD	105	126	
Volume	Mn Shares	431	414	+4.0%
No. of Trade		184,824	205,804	-10.2%

Figure: Sectorial Turnover (BDT Mn)

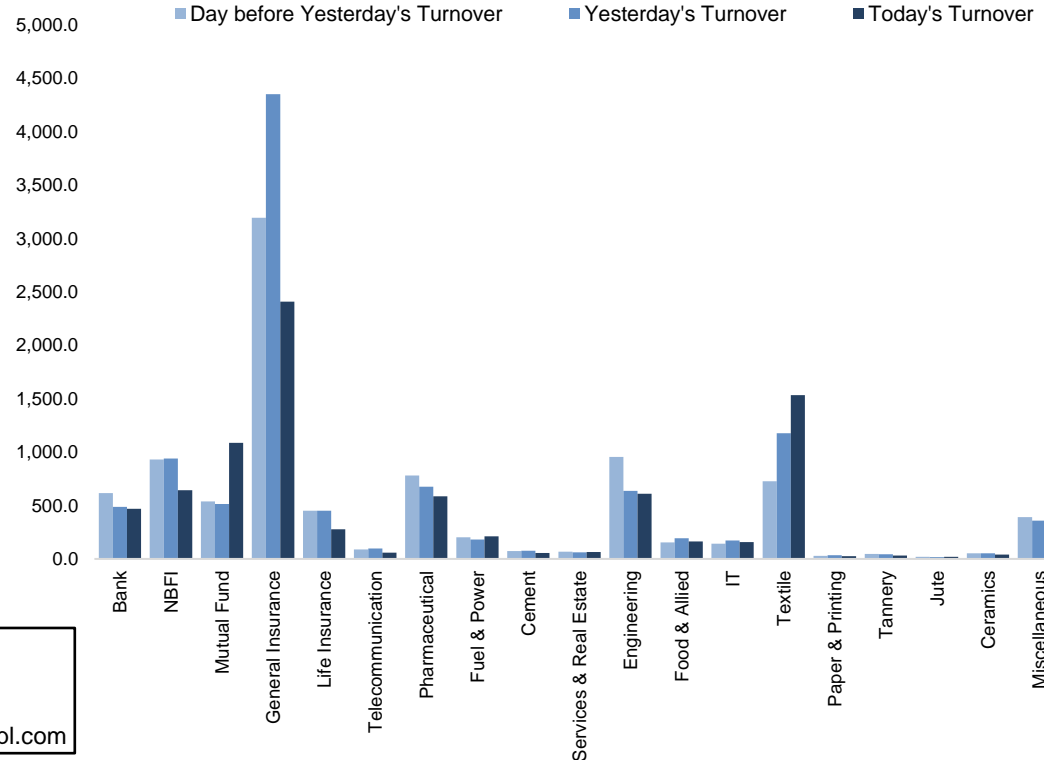
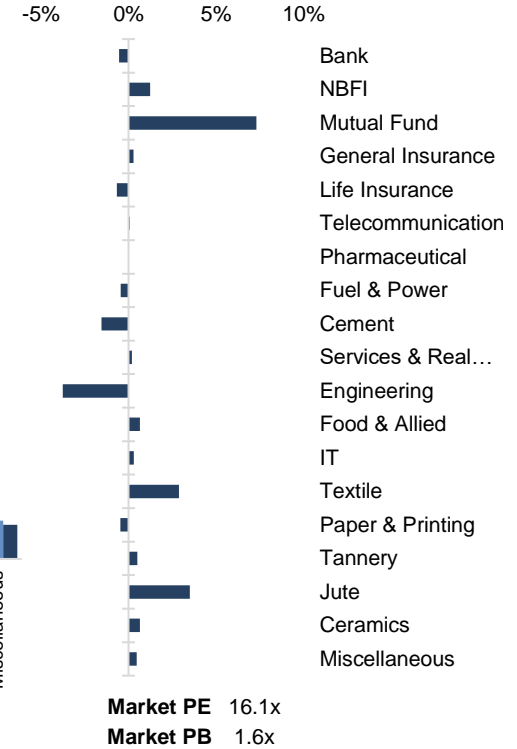


Figure: Sectorial Mcap Change



Market PE 16.1x
Market PB 1.6x

Md. Rafiqul Islam Research Associate (880) 1708805229 mrafiqulislam@bracepl.com	Md Mahirul Quddus Research Associate (880) 1709636546 mmahirul.quddus@bracepl.com
-------------------------------------------------------------------------------------------------	---------------------------------------------------------------------------------------------------

Sector Index	Closing	Opening	Points Δ	%Δ	No. of Companies	Mcap (BDT Mn)	% of Total Mcap	Turnover (BDT Mn)	% of Total Turnover	PE	PB	Top Twenty Market Cap	Mcap (BDT Mn)	% of Total Mcap	Turnover (BDT Mn)	PE	PB
Bank	1,327	1,334	-7.12	-0.53%	30	549,350	15.8%	469.8	5.4%	8.1x	0.7x	GP	441,413	+12.7%	31.3	13.0x	8.7x
NBFI	2,017	1,992	+24.53	+1.23%	23	182,469	5.2%	642.4	7.3%	NM	2.7x	WALTONHIL	284,783	+8.2%	189.9	20.1x	3.6x
Mutual Fund	828	772	+56.36	+7.30%	37	42,454	1.2%	1,087.7	12.4%	NM	0.8x	BATBC	194,382	+5.6%	49.0	17.0x	5.6x
General Insurance	3,242	3,232	+9.43	+0.29%	36	83,188	2.4%	2,406.3	27.5%	21.0x	1.7x	SQRPHARM/	170,958	+4.9%	140.9	12.5x	2.4x
Life Insurance	2,066	2,080	-13.77	-0.66%	12	56,158	1.6%	278.2	3.2%	NM	NM	UPGDCL	156,729	+4.5%	40.6	21.8x	5.6x
Telecommunication	4,558	4,555	+3.18	+0.07%	2	462,307	13.3%	57.7	0.7%	13.3x	8.0x	RENATA	102,108	+2.9%	8.3	23.8x	5.2x
Pharmaceutical	2,931	2,932	-0.61	-0.02%	32	554,943	15.9%	586.0	6.7%	18.5x	2.5x	ICB	76,975	+2.2%	9.7	NM	4.1x
Fuel & Power	1,744	1,752	-7.94	-0.45%	19	430,897	12.4%	212.6	2.4%	11.8x	1.4x	MARICO	64,452	+1.9%	21.3	24.4x	46.4x
Cement	1,262	1,281	-19.85	-1.55%	7	77,868	2.2%	56.5	0.6%	32.1x	2.0x	BERGERPBL	63,287	+1.8%	2.2	31.4x	6.6x
Services & Real Estate	1,042	1,040	+1.97	+0.19%	9	41,490	1.2%	65.9	0.8%	23.0x	0.8x	BRACBANK	52,903	+1.5%	132.0	14.7x	1.2x
Engineering	3,856	4,007	-150.64	-3.76%	40	438,025	12.6%	609.1	7.0%	18.6x	1.9x	BXPBARMA	46,761	+1.3%	137.9	13.7x	1.5x
Food & Allied	13,093	13,009	+84.45	+0.65%	17	246,710	7.1%	164.5	1.9%	19.1x	5.8x	LHBL	45,410	+1.3%	30.9	25.2x	2.8x
IT	2,155	2,149	+6.50	+0.30%	10	24,266	0.7%	158.3	1.8%	21.1x	2.4x	SUMITPOWER	44,210	+1.3%	14.0	7.8x	1.3x
Textile	1,214	1,180	+34.07	+2.89%	56	122,632	3.5%	1,533.9	17.5%	NM	0.8x	ISLAMIBANK	42,665	+1.2%	20.0	8.1x	0.7x
Paper & Printing	5,301	5,325	-24.39	-0.46%	4	14,985	0.4%	25.2	0.3%	257.8x	1.1x	DUTCHBANGL	36,520	+1.0%	9.2	7.7x	1.1x
Tannery	1,684	1,676	+8.45	+0.50%	6	18,163	0.5%	30.3	0.3%	NM	1.7x	OLYMPIC	34,170	+1.0%	5.3	16.9x	4.4x
Jute	9,983	9,646	+337.89	+3.50%	3	2,227	0.1%	18.7	0.2%	NM	8.4x	TITASGAS	33,634	+1.0%	7.6	8.6x	0.5x
Ceramics	434	431	+2.77	+0.64%	5	22,406	0.6%	39.3	0.4%	63.3x	1.5x	EBL	28,900	+0.8%	0.9	7.3x	1.0x
Miscellaneous	1,944	1,936	+8.90	+0.46%	13	108,791	3.1%	320.6	3.7%	25.2x	1.2x	MJLBD	26,987	+0.8%	3.8	14.6x	2.0x
												GLAXOSMITH	26,361	+0.8%	0.8	25.5x	20.7x

Top Ten Gainers	Close Price (BDT)	Δ%	Turnover (BDT Mn)	PE	PB
TALLUSPIN	5.5	+10.0%	0.6	NM	0.5x
CONTININS	52.8	+10.0%	182.6	46.8x	2.5x
STYLECRAFT	204.1	+10.0%	14.8	103.2x	8.0x
ICBPMF1S1	7.9	+9.7%	22.5	NM	1.4x
DSHGARME	142.6	+9.7%	2.6	113.4x	7.3x
ANWARGALV	141.5	+9.7%	88.7	69.2x	13.7x
QUEENSOUTH	29.5	+9.7%	14.2	21.8x	1.8x
DBH1STMF	8.0	+9.6%	7.0	NM	0.9x
DBH1STMF	8.0	+9.6%	7.0	NM	0.9x
PHPMF1	6.9	+9.5%	44.7	NM	0.7x

Top Twenty Free Float Mcap	Free Float Mcap (BDT Mn)	% of Total Free Float Mcap	PE	PB
SQRPHARMA	111,858	8.7%	12.5x	2.4x
BATBC	51,414	4.0%	17.0x	5.6x
RENATA	49,849	3.9%	23.8x	5.2x
GP	44,141	3.4%	13.0x	8.7x
BXPBARMA	40,593	3.1%	13.7x	1.5x
BRACBANK	29,472	2.3%	14.7x	1.2x
OLYMPIC	24,681	1.9%	16.9x	4.4x
ISLAMIBANK	20,785	1.6%	8.1x	0.7x
EBL	19,779	1.5%	7.3x	1.0x
CITYBANK	18,608	1.4%	13.9x	1.0x
PUBALIBANK	17,330	1.3%	17.8x	0.8x
BEXIMCO	17,284	1.3%	22.9x	0.4x
SUMITPOWER	16,265	1.3%	7.8x	1.3x
LHBL	16,039	1.2%	25.2x	2.8x
UPGDCL	15,673	1.2%	21.8x	5.6x
NBL	15,608	1.2%	5.6x	0.5x
PRIMEBANK	12,020	0.9%	16.6x	0.7x
BEACONPHAR	11,674	0.9%	145.1x	5.5x
SOUTHEASTB	11,179	0.9%	8.3x	0.5x
SHAHJABANK	11,133	0.9%	12.6x	1.1x

Most Traded Share	Close Price (BDT)	Δ%	Turnover (BDT Mn)	PE	PB
BEXIMCO	24.7	-0.4%	222.7	22.9x	0.4x
EIL	36.6	+5.8%	212.9	36.8x	3.3x
BDFINANCE	28.6	+3.6%	206.7	21.0x	1.7x
WALTONHIL	940.1	-6.2%	189.9	20.1x	3.6x
PTL	67.3	-2.3%	183.9	14.4x	3.1x
CONTININS	52.8	+10.0%	182.6	46.8x	2.5x
KTL	15.4	+6.9%	157.5	6.6x	1.4x
NORTHRNINS	35.9	+6.8%	155.3	23.8x	1.8x
ASIAINS	47.1	+3.5%	151.3	27.9x	2.3x
SQRPHARM/	202.5	+0.5%	140.9	12.5x	2.4x

Top Ten Losers	Close Price (BDT)	Δ%	Turnover (BDT Mn)	PE	PB
WALTONHIL	940.1	-6.2%	189.9	20.1x	3.6x
FASFIN	8.2	-5.7%	32.0	13.5x	0.6x
ILFSL	7.8	-4.9%	19.4	43.8x	0.6x
NITOLINS	60.6	-4.3%	86.2	10.4x	2.2x
UNIONCAP	9.5	-4.0%	23.4	NM	1.8x
PADMALIFE	21.5	-4.0%	1.3	NM	NM
PRIMEINSUR	31.1	-4.0%	22.3	NM	1.9x
UNITEDINS	47.6	-3.4%	13.1	40.9x	1.5x
SUNLIFEINS	21.0	-3.2%	1.2	NM	NM
BAYLEASING	20.0	-2.9%	7.1	21.3x	1.0x

Block Trade	Maximum Price (BDT)	Minimum Price (BDT)	Turnover (BDT Mn)	Quantity ('000)	No. of Trade
ACFL	29.2	29.2	0.6	20	1
ANWARGALV	130	130	2.8	22	1
ASIAINS	43	43	0.5	12	1
BDFINANCE	27.8	27	3.3	120	2
BRACBANK	40.6	39.8	43.2	1,080	14
BXPBARMA	126	126	0.9	7	1
CONTININS	48	48	1.0	20	1
HFL	28.1	25.5	3.1	120	3
MLDYEING	49.9	48.9	9.2	185	6
NATLIFEINS	247	247	0.7	3	1

Block Trade	Maximum Price (BDT)	Minimum Price (BDT)	Turnover (BDT Mn)	Quantity ('000)	No. of Trade
NLI1STMF	12.9	12.9	2.6	200	2
NLTUBES	119	119	0.6	5	1
ORIONPHARM	58.9	58.9	1.4	25	1
PDL	11.8	11.8	2.4	200	1
POPULARLIF	83.5	83.5	8.4	100	1
PTL	63.5	63.1	15.8	250	2
SEAPEARL	77.8	71.2	3.2	44	5
SILCOPHL	25.8	25.8	5.2	200	2
SKTRIMS	57.3	56	13.0	231	23
SQURPHARMA	202.5	202.5	1.0	5	1
UNIONCAP	10.2	10.2	2.8	273	1
Total			121.6		71

Important DSE News
METROSPIN

Mr. Mohammad Ali Khokon, one of the Sponsor Directors of the Company, has expressed his intention to buy 11,66,000 shares of the Company at prevailing market price (In the Block market) through Stock Exchange (DSE) within October 29, 2020.

Ms. Laila Ali, one of the Directors of the Company, has expressed her intention to buy 12,34,000 shares of the Company at prevailing market price (In the Block market) through Stock Exchange (DSE) within October 29, 2020.

STANDBANKL

Mr. Harun-Or-Rashid, one of the Sponsors of the Company, has expressed his intention to sell 10,00,000 shares out of his total holding of 3,05,12,451 shares of the Company at prevailing market price (in the Public Market) through Stock Exchange (DSE) within October 29, 2020.

GOLDENSON

The Company has informed that a devastating fire broke out at 6:45 PM on 04.10.2020 at 4th, 5th, 6th floors of the Head Office and factory building. The fire caused extensive damages to the factory building, Machinery, raw materials, semi-finished, finished goods, spares and other assets and properties of the factory. The main basement warehouse where stocks of various items have been kept has been flooded by firefighting water. With 4/5 hours of continuous efforts of Fire brigade, the fire came under control. They also informed that in present Covid-19 pandemic situation complying all of government health rules on Covid-19 production of the factory is going in full swing.

EXCH

DSENEWS: Commencement of electronic subscription of Dominage Steel Building Systems Limited through electronic subscription system under fixed price method: The subscription for shares of Dominage Steel Building Systems Limited by the eligible investors through electronic subscription system under fixed price method of the stock exchanges will be started from 10:00 a.m. of October 19, 2020 and continued till 5:30 p.m. of October 25, 2020 (round the clock). Each Eligible Investor (EI) who intends to submit application through the Electronic Subscription System (ESS) of the exchange(s) shall maintain a minimum investment of Tk. 1,00,00,000/- (one crore only) at market price in listed securities as on October 11, 2020 (day-end) as per Rule 2(1)(e) of the Bangladesh Securities and Exchange Commission (Public Issue) Rules, 2015; which is in accordance with the BSEC consent letter to Dominage Steel Building Systems Limited Ref: BSEC/CI/IPO-296/2019/204 dated September 17, 2020. The Central Depository Bangladesh Limited (CDBL) shall send a report to the exchange regarding the holding of EIs in the listed securities and the exchange shall ensure the compliance in this regard participating EIs will be required to pay full subscription amount (100%) and subscription fee Tk. 3,000.00 (three thousand only). The bank details will be notified later in this regard. Please visit the following website for subscription related updates: <https://www.essbangladesh.com>.

Upcoming Corporate Events

DSE Ticker	Right Share	Dividend		Event	Date
		Stock	Cash		
BDFINANCE	-	0.0%	12.0%	Record Date	08-Oct-20
IBNSINA	-	0.0%	38.5%	Record Date	12-Oct-20
APEXFOOT	-	0.0%	25.0%	Record Date	12-Oct-20
EIL	-	0.0%	0.0%	Record Date	20-Oct-20
PRIMEFIN	-	0.0%	2.0%	Record Date	22-Oct-20

Upcoming IPOs

Company Name	Event	Opening Date	Closing Date
Lub-rref (Bangladesh)	Bidding	12-10-20	15-10-20
Dominage Steel	Subscription	19-10-20	25-10-20

Disclaimer: This report has been prepared by BRAC EPL Stock Brokerage Ltd and is provided for information purposes. It is not, under any circumstances, to be used or considered as an offer to sell, or a solicitation of any offer to buy. Reasonable care has been taken to ensure that the information is not untrue and misleading. BRAC EPL Stock Brokerage Ltd makes no representation or warranty as to the accuracy or completeness of such information. All opinions and estimates included in this report constitute our judgment as of this date and are subject to change without notice.