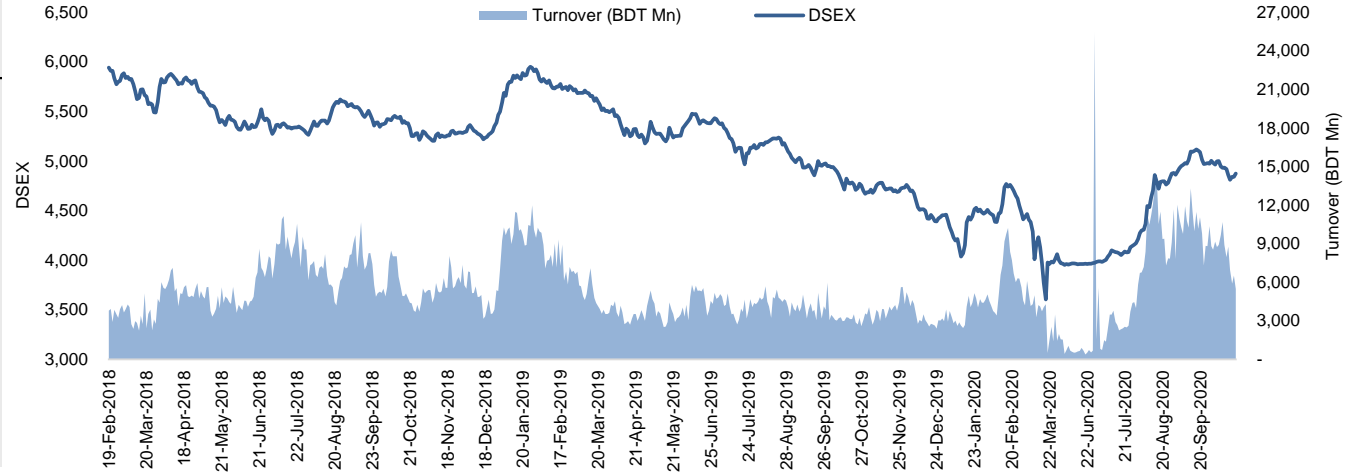


The market closed in green today. The benchmark index DSEX (+0.69%) gained 33.24 points and closed at 4,872.30. The blue-chip index DS30 (+0.85%), the Shariah-based index DSES (+0.41%), and the large-cap index CDSET (+0.47%) closed at 1,670.45, 1,112.97, and 981.88 points, respectively. All the large-cap sectors posted positive performance today except Bank (-0.03%). NBF1 booked the highest gain of 2.41% followed by Telecommunication (+1.96%), Food & Allied (+1.53%), Fuel & Power (+1.32%), Engineering (+1.01%) and Pharmaceutical (+0.81%), respectively. Block trades contributed 3.4% of the overall market turnover. Asia Pacific General Insurance Co. Ltd. (+8.7%) was the most traded share with a turnover of BDT 271 million.



Index	Closing	Opening	Point Δ	%Δ	YTD %Δ
DSEX	4,872.30	4,839.05	+33.24	+0.69%	+9.4%
DS30	1,670.45	1,656.33	+14.13	+0.85%	+10.4%
DSES	1,112.97	1,108.45	+4.52	+0.41%	+11.3%
CDSEI	981.88	977.31	+4.57	+0.47%	+9.1%

	Advanced	Declined	Unchanged	Total
All Category	179	110	68	357
A Category (Equity)	136	79	46	261
B Category (Equity)	23	17	16	56
N Category (Equity)	3	0	0	3
Z Category (Equity)	17	14	6	37
Mutual Funds	28	3	6	37
Corporate Bonds	1	1	0	2

		Today	Last Day	Daily %Δ
Mcap	Mn BDT	3,985,520	3,946,649	+1.0%
	Mn USD	46,911	46,453	
Turnover	Mn BDT	5,481	6,507	-15.8%
	Mn USD	65	77	
Volume	Mn Shares	226	262	-13.7%
No. of Trade		130,374	160,677	-18.9%

Figure: Sectorial Turnover (BDT Mn)

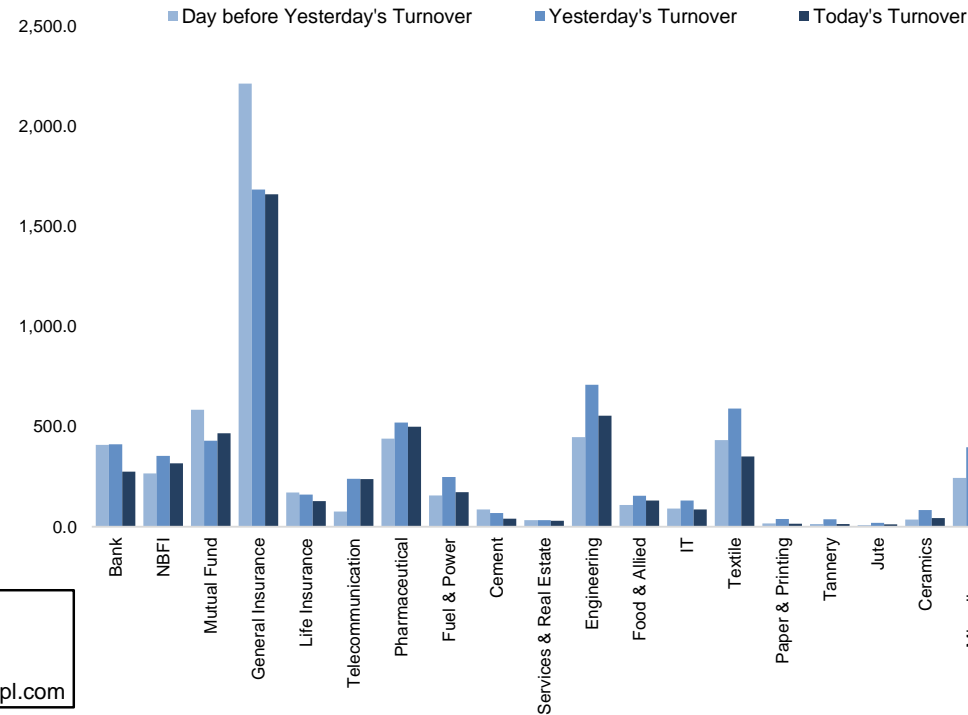
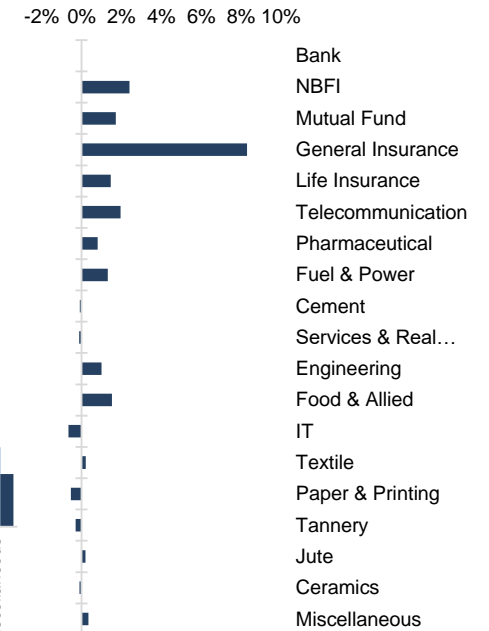


Figure: Sectorial Mcap Change



Market PE 16.0x  
Market PB 1.6x

<b>Md. Rafiqul Islam</b> Research Associate (880) 1708805229 mrafiqulislam@bracepl.com	<b>Md Mahirul Quddus</b> Research Associate (880) 1709636546 mmahirul.quddus@bracepl.com
---	---

Sector Index	Closing	Opening	Points Δ	%Δ	No. of Companies	Mcap (BDT Mn)	% of Total Mcap	Turnover (BDT Mn)	% of Total Turnover	PE	PB	Top Twenty Market Cap	Mcap (BDT Mn)	% of Total Mcap	Turnover (BDT Mn)	PE	PB
Bank	1,303	1,304	-0.35	-0.03%	30	539,384	15.7%	275.6	5.2%	8.0x	0.7x	GP	460,587	13.4%	95.5	13.5x	9.0x
NBFI	1,904	1,859	+44.85	+2.41%	23	172,289	5.0%	317.2	6.0%	NM	2.6x	WALTONHIL	252,642	7.3%	95.8	17.8x	3.2x
Mutual Fund	770	757	+12.97	+1.71%	37	39,462	1.1%	467.1	8.8%	NM	0.8x	BATBC	198,936	5.8%	41.8	17.4x	5.8x
General Insurance	3,115	2,876	+238.87	+8.30%	36	79,943	2.3%	1,659.9	31.4%	20.2x	1.6x	SQRPHARMA	172,985	5.0%	83.2	12.6x	2.4x
Life Insurance	1,987	1,958	+28.82	+1.47%	12	54,014	1.6%	127.5	2.4%	NM	NM	UPGDCL	158,731	4.6%	54.8	22.1x	5.7x
Telecommunication	4,764	4,672	+91.40	+1.96%	2	483,146	14.1%	237.3	4.5%	13.9x	8.4x	RENATA	102,285	3.0%	21.1	23.9x	5.2x
Pharmaceutical	2,953	2,929	+23.83	+0.81%	32	558,945	16.3%	499.7	9.4%	18.6x	2.5x	ICB	73,061	2.1%	2.5	NM	3.9x
Fuel & Power	1,740	1,718	+22.71	+1.32%	19	429,860	12.5%	172.4	3.3%	11.8x	1.3x	MARICO	71,001	2.1%	21.4	26.8x	51.2x
Cement	1,264	1,265	-1.13	-0.09%	7	78,027	2.3%	40.4	0.8%	32.2x	2.0x	BERGERPBL	63,287	1.8%	1.8	31.4x	6.6x
Services & Real Estate	1,017	1,018	-1.13	-0.11%	9	40,472	1.2%	29.7	0.6%	22.4x	0.8x	BRACBANK	50,914	1.5%	119.4	14.1x	1.2x
Engineering	3,561	3,525	+35.58	+1.01%	40	404,453	11.8%	553.8	10.5%	17.7x	1.7x	LHBL	45,990	1.3%	13.6	25.5x	2.9x
Food & Allied	13,425	13,223	+201.68	+1.53%	17	252,963	7.4%	130.9	2.5%	19.5x	5.9x	BXPBARMA	44,814	1.3%	179.0	13.1x	1.5x
IT	2,077	2,090	-13.80	-0.66%	10	23,379	0.7%	85.8	1.6%	20.3x	2.3x	SUMITPOWER	43,356	1.3%	11.5	7.9x	1.3x
Textile	1,147	1,145	+2.36	+0.21%	56	115,846	3.4%	350.8	6.6%	NM	0.8x	ISLAMIBANK	42,021	1.2%	7.7	8.0x	0.7x
Paper & Printing	5,217	5,245	-27.85	-0.53%	4	14,749	0.4%	14.4	0.3%	253.8x	1.0x	OLYMPIC	36,069	1.0%	21.4	17.8x	4.6x
Tannery	1,666	1,671	-4.94	-0.30%	6	17,971	0.5%	14.1	0.3%	NM	1.7x	DUTCHBANGL	35,970	1.0%	3.8	7.6x	1.1x
Jute	10,056	10,037	+19.33	+0.19%	3	2,243	0.1%	12.7	0.2%	NM	8.4x	TITASGAS	32,348	0.9%	3.2	8.3x	0.5x
Ceramics	430	431	-0.45	-0.11%	5	22,219	0.6%	42.6	0.8%	62.8x	1.5x	EBL	28,819	0.8%	0.2	7.2x	1.0x
Miscellaneous	1,936	1,930	+6.60	+0.34%	13	108,338	3.2%	262.6	5.0%	25.1x	1.2x	MJLBD	26,892	0.8%	1.7	14.5x	2.0x
												GLAXOSMITH	26,341	0.8%	1.8	25.4x	20.7x

Top Ten Gainers	Close Price (BDT)	Δ%	Turnover (BDT Mn)	PE	PB
NITOLINS	53.0	+10.0%	46.0	9.1x	1.9x
PARAMOUNT	147.0	+9.9%	31.3	238.2x	6.7x
TAKAFULINS	40.9	+9.9%	7.0	23.3x	2.3x
MERCINS	31.0	+9.9%	12.4	26.7x	1.7x
PROVATINS	42.1	+9.9%	70.4	16.6x	2.1x
PURABIGEN	26.7	+9.9%	50.2	22.8x	2.0x
NORTHNRINS	34.5	+9.9%	72.3	22.9x	1.7x
CITYGENINS	24.5	+9.9%	35.3	38.1x	1.5x
ASIAINS	48.2	+9.8%	42.1	28.5x	2.4x
SEMLLECMF	10.1	+9.8%	48.5	NM	1.1x

Top Twenty Free Float Mcap	Free Float Mcap (BDT Mn)	% of Total Free Float Mcap	PE	PB
SQRPHARMA	113,184	8.9%	12.6x	2.4x
BATBC	52,619	4.1%	17.4x	5.8x
RENATA	49,936	3.9%	23.9x	5.2x
GP	46,059	3.6%	13.5x	9.0x
BXPBARMA	38,903	3.1%	13.1x	1.5x
BRACBANK	28,364	2.2%	14.1x	1.2x
OLYMPIC	26,053	2.0%	17.8x	4.6x
ISLAMIBANK	20,472	1.6%	8.0x	0.7x
EBL	19,724	1.5%	7.2x	1.0x
CITYBANK	17,656	1.4%	13.2x	1.0x
PUBALIBANK	17,330	1.4%	17.8x	0.8x
BEXIMCO	16,374	1.3%	21.7x	0.3x
LHBL	16,244	1.3%	25.5x	2.9x
SUMITPOWER	15,951	1.3%	7.9x	1.3x
UPGDCL	15,873	1.2%	22.1x	5.7x
NBL	15,186	1.2%	5.4x	0.4x
BEACONPHAR	11,965	0.9%	148.8x	5.7x
PRIMEBANK	11,951	0.9%	16.5x	0.7x
ALARABANK	11,014	0.9%	6.6x	0.8x
SOUTHEASTB	11,001	0.9%	8.1x	0.4x

Most Traded Share	Close Price (BDT)	Δ%	Turnover (BDT Mn)	PE	PB
ASIAPACINS	67.8	+8.7%	270.7	34.5x	3.2x
BXPBARMA	110.5	+0.8%	179.0	13.1x	1.5x
CONTININS	55.6	+6.5%	162.8	49.2x	2.7x
BSCCL	136.8	-0.8%	141.8	27.0x	3.4x
BRACBANK	38.4	+3.2%	119.4	14.1x	1.2x
WALTONHIL	834.0	+1.7%	95.8	17.8x	3.2x
GP	341.1	+2.1%	95.5	13.5x	9.0x
NLTUBES	115.7	-0.2%	87.0	122.2x	0.7x
SQRPHARMA	204.9	-0.5%	83.2	12.6x	2.4x
RUPALIINS	32.0	+9.2%	76.9	21.0x	1.5x

Top Ten Losers	Close Price (BDT)	Δ%	Turnover (BDT Mn)	PE	PB
ENVOYTEX	28.2	-6.0%	3.4	17.3x	0.7x
MEGCONMILK	16.7	-5.1%	1.4	NM	NM
UNITEDAIR	2.0	-4.8%	6.9	NM	NM
DULAMIACOT	83.6	-4.3%	0.6	NM	NM
SHYAMPSUG	69.2	-4.3%	2.1	NM	NM
BEACHHATCH	15.0	-3.8%	1.3	NM	1.5x
BSRMLTD	58.4	-3.8%	5.3	10.5x	0.4x
MITHUNKNIT	10.5	-3.7%	0.1	NM	0.6x
FUWANGCER	11.6	-3.3%	13.0	23.9x	1.0x
BANGAS	125.7	-3.1%	4.8	60.8x	5.9x

Block Trade	Maximum Price (BDT)	Minimum Price (BDT)	Turnover (BDT Mn)	Quantity ('000)	No. of
APOLOISPAT	7.2	7.2	0.6	80	1
ASIAPACINS	64	64	0.6	10	1
BATBC	1090	1090	49.1	45	6
BEXIMCO	25.3	25.3	10.1	400	1
BRACBANK	38	38	11.4	300	3
CONTININS	47	47	0.5	11	1
DBH	90	85.2	3.2	36	4
EASTLAND	31	31	3.1	100	1
FINEFOODS	90.6	90.4	2.9	32	2
GP	339.5	337.2	18.2	54	6

Block Trade	Maximum Price (BDT)	Minimum Price (BDT)	Turnover (BDT Mn)	Quantity ('000)	No. of Trade
KPCL	49	48	10.0	204	4
MLDYEING	48.9	47.9	1.9	39	3
NCCBANK	12	12	36.0	3,000	2
POPULARLIF	83.5	83.5	14.6	175	1
SAMATALETH	109.9	109.9	0.5	5	1
SEAPEARL	78.7	78.7	0.5	7	1
SKTRIMS	62.1	56	19.9	353	27
SUMITPOWER	40.5	40.5	0.8	20	1
<b>Total</b>			<b>183.9</b>		<b>66</b>

**Important DSE News**
**ACMELAB**

The Board of Directors has recommended 25% cash dividend for the year ended on June 30, 2020. Date of AGM: 10.12.2020, Time: 11:30 AM, Venue: Digital Platform. Record Date: 10.11.2020. The Company has also reported EPS of Tk. 6.85, NAV per share of Tk. 90.00 and NOCFPS of Tk. 5.42 for the year ended on June 30, 2020 as against Tk. 6.81, Tk. 86.69 and Tk. 7.81 respectively for the same period of the previous year.

The Company has informed that they had launching of Zolpidem (5 mg. and 10 mg.) tablet in the US Market through contract manufacturing. It is to be noted that exploring in the US Market has been one of the ACMEs most ambitious and dream projects which will generate yearly earnings of US \$ 50,000.00 approximately.

**MERCANBANK**

The Company has informed that the Board of Directors has decided to issue Perpetual Bond up to BDT 700.00 Crore as Additional Tier- 1(AT-1) capital to support Bank's Basel III compliance in line with Bangladesh Bank Guidelines on Risk Based Capital Adequacy dated December 2014 subject to approval from concerned regulatory authorities and complying with regular requirements.

**SAIHAMCOT**

The Company has informed that a destructive fire has been occurred in stock godown of the Company at about 12:30 AM on October 15, 2020. The fire has quickly spread throughout stock godown and the whole stock of raw material kept in the godown has been burnt. Fire brigade are relentlessly trying to bring the fire under control. The probable financial impact is under process. The insurance is fully covered of the warehouse including the stock. The insurance Company has been informed to enquire and ascertain the losses incurred due to fire and also take necessary action. Production, delivery and other activities of the factory in normal and there is no impact on the operation of the mill due to the fire incident.

**BAYLEASING**

Mrs. Suraiya Begum, one of the Directors of the Company, has expressed her intention to buy 3,50,865 shares of the Company at prevailing market price (in the Public Market) through Stock Exchange (DSE) within October 29, 2020.

Mrs. Fatema Zahir Majumder, one of the Directors of the Company, has expressed her intention to buy 1,00,000 shares of the Company at prevailing market price (in the Public Market) through Stock Exchange (DSE) within October 29, 2020.

Mr. Tarik Sujat, one of the Directors of the Company, has expressed his intention to buy 1,00,000 shares of the Company at prevailing market price (in the Public Market) through Stock Exchange (DSE) within October 29, 2020.

**Upcoming Corporate Events**

DSE Ticker	Right Share	Dividend		Event	Date
		Stock	Cash		
APEXTANRY	-	0.0%	12.0%	Record Date	20-Oct-20
BARKAPOWER	-	NA	NA	Record Date	21-Oct-20
PRIMEFIN	-	0.0%	2.0%	Record Date	22-Oct-20
SINGERBD	-	NA	NA	Record Date	22-Oct-20
NAHEEACP	-	7.0%	8.0%	Record Date	22-Oct-20
BDTHAI	-	3.0%	3.0%	Record Date	29-Oct-20

**Upcoming IPOs**

Company Name	Event	Opening Date	Closing Date
Lub-rref (Bangladesh)	Bidding	12-10-20	15-10-20
Dominage Steel	Subscription	19-10-20	25-10-20
Crystal Insurance	Subscription	10-11-20	16-11-20

**Disclaimer:** This report has been prepared by BRAC EPL Stock Brokerage Ltd and is provided for information purposes. It is not , under any circumstances, to be used or considered as an offer to sell, or a solicitation of any offer to buy. Reasonable care has been taken to ensure that the information is not untrue and misleading. BRAC EPL Stock Brokerage Ltd makes no representation or warranty as to the accuracy or completeness of such information. All opinions and estimates included in this report constitute our judgment as of this date and are subject to change without notice.