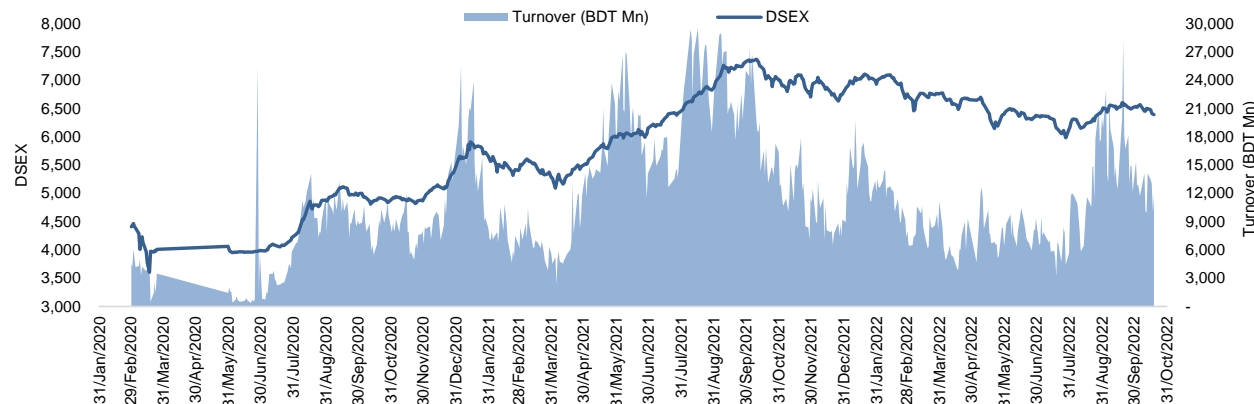


Daily Market Update

The market closed in red today. The benchmark index DSEX (-0.16%) lost 10.52 points and closed at 6,390.18. The blue-chip index DS30 (-0.28%), the Shariah-based index DSES (+0.05%), and the large-cap index CDSET (-0.13%) closed at 2,271.01, 1,407.56, and 1,245.09 points, respectively. Large-cap sectors posted mixed performance today. Food & Allied booked the highest gain of 0.18% followed by NBF1 (+0.13%), Engineering (+0.06%), Pharmaceutical (+0.01%). Bank experienced the highest loss of 0.12% followed by Fuel & Power (-0.01%), Telecommunication (0.00%). Block trades contributed 1.3% of the overall market turnover. Bangladesh Export Import Company Ltd. (-0.5%) was the most traded share with a turnover of BDT 788 million.



Index	Closing	Opening	Point Δ	%Δ	YTD %Δ
DSEX	6,390.18	6,400.71	-10.52	-0.16%	-5.4%
DS30	2,271.01	2,277.44	-6.44	-0.28%	-10.3%
DSES	1,407.56	1,406.84	+0.72	+0.05%	-1.6%
CDSET	1,245.09	1,246.67	-1.58	-0.13%	-8.4%

	Advanced	Declined	Unchanged	Total
All Category	59	81	227	367
A Category (Equity)	48	54	148	250
B Category (Equity)	9	24	57	90
N Category (Equity)	1	2	4	7
Z Category (Equity)	1	1	18	20
Mutual Funds	0	1	27	28
Corporate Bonds	0	1	1	2
Treasury Bonds	0	0	0	0

		Today	Last Day	Daily %Δ
Mcap	Mn BDT	7,698,651	7,703,999	-0.1%
	Mn USD	75,942	75,995	
Turnover	Mn BDT	11,787	10,060	+17.2%
	Mn USD	116	99	
Volume	Mn Shares	157	132	+18.4%
	No. of Trade	195,096	181,168	+7.7%

* Average Interbank Exchange Rate is BDT 101.38 as of Oct 18, 2022

Fahim Hassan Research Associate (880) 1709636546 fahim.hassan@bracepl.com	Md. Tanvir Ahmed Research Associate (880) 1708805201 mtanvir.ahmed@bracepl.com
---	--

Figure: Sectorial Turnover (BDT)

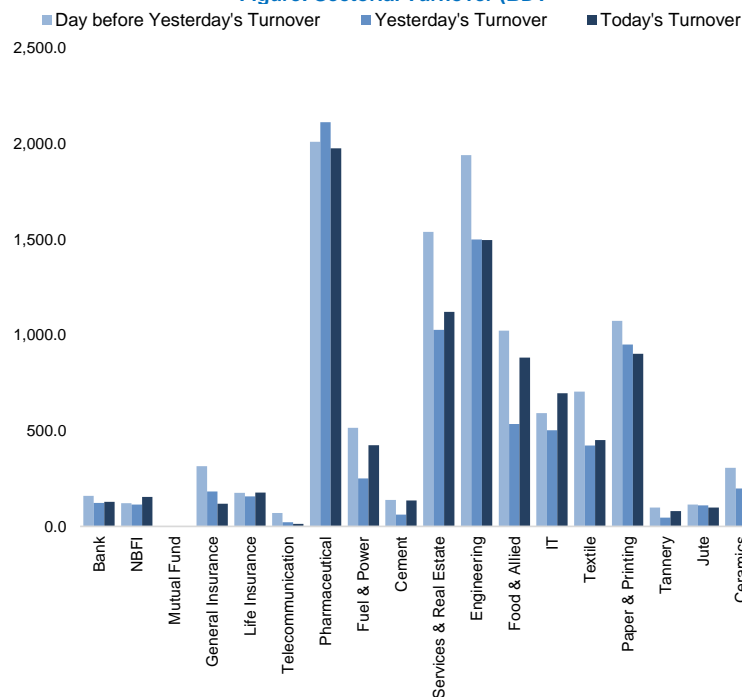
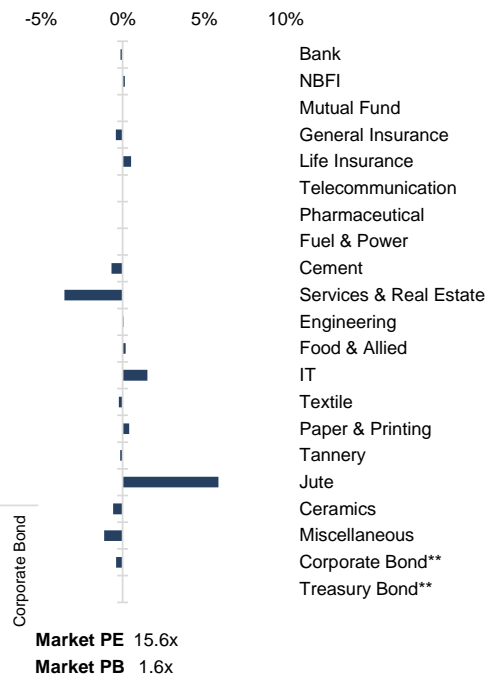


Figure: Sectorial Mcap Change



Market PE 15.6x

Market PB 1.6x

Sector Index	Closing	Opening	Points Δ	%Δ	No. of Companies	Mcap (BDT Mn)	% of Total Mcap	Turnover (BDT Mn)	% of Total Turnover	PE	PB	Top Twenty Market Cap	Mcap (BDT Mn)	% of Total Mcap	Turnover (BDT Mn)	PE	PB	
Bank	1,434	1,436	-1.76	-0.12%	33	661,089	8.6%	128.5	1.2%	7.7x	0.7x	GP	386,996	8.5%	1.5	11.4x	7.7x	
NBFI	1,931	1,928	+2.58	+0.13%	23	188,337	2.4%	154.5	1.5%	NM	4.0x	WALTONHIL	317,378	7.0%	0.1	26.1x	3.1x	
Mutual Fund	854	854	-0.24	-0.03%	37	38,621	0.5%	2.0	0.0%	NM	0.8x	BATBC	280,098	6.2%	4.5	18.1x	7.4x	
General Insurance	3,140	3,153	-12.82	-0.41%	41	91,074	1.2%	118.0	1.1%	14.8x	1.5x	SQURPHARMA	185,977	4.1%	4.6	10.0x	1.9x	
Life Insurance	2,375	2,362	+12.25	+0.52%	13	66,178	0.9%	176.5	1.7%	NM	NM	ROBI	157,138	3.5%	1.0	NM	2.4x	
Telecommunication	4,946	4,946	-	-	3	580,232	7.5%	13.8	0.1%	15.5x	4.6x	RENATA	139,694	3.1%	1.4	25.2x	4.9x	
Pharmaceutical	3,944	3,944	+0.45	+0.01%	33	755,721	9.8%	1,975.7	18.8%	18.5x	2.7x	UPGDCL	135,475	3.0%	1.6	11.0x	4.1x	
Fuel & Power	1,700	1,700	-0.16	-0.01%	23	448,192	5.8%	424.3	4.0%	11.4x	1.1x	BEXIMCO	107,086	2.4%	788.4	7.4x	1.4x	
Cement	2,369	2,386	-16.25	-0.68%	7	113,796	1.5%	135.4	1.3%	23.4x	2.4x	BERGERPBL	79,413	1.8%	3.4	25.8x	6.9x	
Services & Real Estate	1,757	1,822	-65.06	-3.57%	8	69,403	0.9%	1,121.4	10.7%	68.1x	1.3x	LHBL	77,464	1.7%	125.3	18.9x	4.2x	
Engineering	4,555	4,552	+2.73	+0.06%	42	534,715	6.9%	1,496.1	14.2%	20.1x	1.9x	MARICO	76,277	1.7%	0.5	21.8x	33.2x	
Food & Allied	21,380	21,342	+38.27	+0.18%	21	380,960	4.9%	882.0	8.4%	22.8x	8.0x	ICB	74,135	1.6%	2.9	42.0x	1.6x	
IT	2,777	2,735	+41.65	+1.52%	11	36,200	0.5%	696.2	6.6%	29.9x	2.5x	BEACONPHAR	73,296	1.6%	34.9	78.3x	12.6x	
Textile	1,666	1,669	-3.76	-0.23%	58	175,213	2.3%	450.6	4.3%	25.9x	1.1x	BRACBANK	57,619	1.3%	0.4	11.3x	1.0x	
Paper & Printing	12,593	12,541	+51.65	+0.41%	6	48,520	0.6%	901.5	8.6%	NM	3.3x	ISLAMIBANK	52,647	1.2%	0.9	10.8x	0.8x	
Tannery	3,088	3,093	-4.55	-0.15%	6	33,253	0.4%	80.4	0.8%	34.9x	3.2x	DUTCHBANGL	43,554	1.0%	10.9	7.5x	1.1x	
Jute	13,572	12,818	+753.95	+5.88%	3	3,320	0.0%	98.1	0.9%	NM	46.9x	TITASGAS	40,459	0.9%	13.2	12.7x	0.6x	
Ceramics	701	705	-4.09	-0.58%	5	32,415	0.4%	218.4	2.1%	30.4x	1.9x	POWERGRID	37,347	0.8%	5.9	10.2x	0.4x	
Miscellaneous	4,327	4,377	-49.79	-1.14%	15	242,717	3.2%	1,428.1	13.6%	11.8x	2.0x	SUMITPOWER	36,308	0.8%	0.1	9.4x	1.0x	
Corporate Bond**	90	90	-0.36	-0.40%	9	37,125	0.5%	1.8	0.0%	NM	NM	BSCCL	36,098	0.8%	11.3	15.7x	3.4x	
Treasury Bond**	100	100	+0.01	+0.01%	250	3,162,182	41.1%	0.0	0.0%	NM	NM							

Top Ten Gainers	Close Price (BDT)	Δ%	Turnover (BDT Mn)	PE	PB
NAVANACNG	32.2	+9.9%	50.6	NM	1.0x
NAVANAPHAR	29.0	+9.8%	0.0	12.9x	0.7x
ADNTEL	90.1	+8.8%	314.9	34.8x	3.4x
ARAMIT	396.1	+8.4%	63.1	34.1x	2.3x
RANFOUNDRY	217.8	+7.7%	115.6	58.1x	7.3x
AFTABAUTO	29.7	+7.6%	18.5	NM	0.5x
SONALIANS	904.8	+7.4%	94.1	NM	4x
ANWARGALV	558.6	+7.3%	232.4	51.4x	33.2x
BDWELDING	25.1	+7.3%	12.2	NM	2.2x
AMCL(PRAN)	353.7	+6.7%	181.0	62.5x	4.1x

Top Ten Losers	Close Price (BDT)	Δ%	Turnover (BDT Mn)	PE	PB
EHL	124.2	-10.0%	670.5	21.1x	1.7x
BBS	25.7	-9.8%	227.3	23.1x	2x
IBP	20.9	-9.1%	125.1	20.6x	1.5x
JHRML	115.1	-7.4%	226.0	38.9x	3.8x
BPML	74.9	-7.0%	119.0	27.6x	1.6x
APEXFOODS	274.8	-6.9%	123.3	53.5x	2.2x
FEKDIL	17.7	-6.8%	78.3	17.0x	0.9x
ADVENT	24.5	-6.1%	46.7	20.8x	1.7x
ORIONPHARM	113.2	-5.9%	589.7	27.6x	1.4x
BSC	128.7	-5.6%	129.8	9.5x	1.9x

Top Twenty Free Float Mcap	Free Float Mcap (BDT Mn)	% of Total Free Float Mcap	PE	PB
SQURPHARMA	121,685	7.1%	10.0x	1.9x
BEXIMCO	74,371	4.3%	7.4x	1.4x
BATBC	74,086	4.3%	18.1x	7.4x
RENATA	68,199	4.0%	25.2x	4.9x
BXPHARMA	53,511	3.1%	13.4x	1.9x
BEACONPHAR	51,307	3.0%	78.3x	12.6x
GP	38,700	2.2%	11.4x	7.7x
BRACBANK	30,976	1.8%	11.3x	1.0x
LHBL	27,360	1.6%	18.9x	4.2x
EBL	23,659	1.4%	7.5x	1.0x
PUBALIBANK	19,511	1.1%	5.8x	0.7x
NBL	19,116	1.1%	NM	0.5x
ORIONPHARM	18,018	1.0%	27.6x	1.4x
CITYBANK	17,615	1.0%	4.6x	0.7x
ROBI	15,714	0.9%	NM	2.4x
OLYMPIC	15,294	0.9%	17.2x	2.7x
ALARABANK	14,857	0.9%	12.2x	1.1x
BSRMLTD	14,465	0.8%	5.0x	0.7x
UPGDCL	13,547	0.8%	11.0x	4.1x
SUMITPOWER	13,358	0.8%	9.4x	1.0x

Most Traded Share	Close Price (BDT)	Δ%	Turnover (BDT Mn)	PE	PB
BEXIMCO	122.2	-0.5%	788.4	7.4x	1.4x
EHL	124.2	-10.0%	670.5	21.1x	1.7x
ORIONPHARM	113.2	-5.9%	589.7	27.6x	1.4x
JMISMDL	511.0	-0.1%	330.3	NM	4.1x
ADNTEL	90.1	+8.8%	314.9	34.8x	3.4x
PAPERPROC	287.7	-1.0%	281.8	62.3x	9.1x
MONOSPOOL	408.6	+4.2%	272.6	75.0x	9.1x
SEAPEARL	135.1	+0.7%	253.4	50.0x	10.4x
BDLAMPS	348.6	-3.1%	249.3	37.6x	3.6x
ANWARGALV	558.6	+7.3%	232.4	51.4x	33.2x

Block Trade	Maximum Price (BDT)	Minimum Price (BDT)	No. of Trade	Quantity ('000)	Turnover (BDT Mn)
ANWARGALV	550.2	481.7	6.0	715	392.72
SONALIPAPR	815.0	750.0	12.0	228	177.53
SOUTHEASTB	13.9	13.9	1.0	9,200	127.88
ORIONINFU	910.0	910.0	2.0	110	100.10
IPDC	62.8	59.0	4.0	1,645	97.11
SEAPEARL	147.0	127.0	19.0	485	63.13
SQURPHARMA	209.8	209.8	2.0	256	53.61
BDCOM	54.0	54.0	1.0	672	36.31
EHL	148.9	124.2	6.0	265	34.41
ORIONPHARM	132.0	109.9	9.0	242	31.17

* NBFI Sector PE calculation methodology has been modified to reflect positive earnings only.
 ** The base of the Bond Index starts at 100, starting from Jan 13, 2022
 Similarly, Treasury Bond Index starts at 100, starting from Oct 10, 2022

Block Trade	Maximum Price (BDT)	Minimum Price (BDT)	Turnover (BDT Mn)	Quantity ('000)	No. of Trade
ANWARGALV	550.2	481.7	392.7	715	6
SONALIPAPR	815.0	750.0	177.5	228	12
SOUTHEASTB	13.9	13.9	127.9	9,200	1
ORIONINFU	910.0	910.0	100.1	110	2
IPDC	62.8	59.0	97.1	1,645	4
SEAPEARL	147.0	127.0	63.1	485	19
SQURPHARMA	209.8	209.8	53.6	256	2
BDCOM	54.0	54.0	36.3	672	1
EHL	148.9	124.2	34.4	265	6
ORIONPHARM	132.0	109.9	31.2	242	9
KDSALTD	84.2	83.0	19.9	239	3
PF1STMF	10.6	10.6	19.0	1,788	15
PADMALIFE	53.0	50.0	17.6	335	14
NPOLYMER	58.1	58.1	10.9	188	1
TITASGAS	44.0	40.9	8.8	201	3
BEXGSUKUK	87.0	87.0	8.7	100	1
INTRACO	46.5	40.0	8.1	187	5
PRIMEINSUR	82.8	82.8	7.9	96	4
SALVOCHEM	61.9	61.8	6.8	110	4
BDFINANCE	48.5	48.5	6.5	135	1
CNATEX	10.2	10.2	6.1	601	1
BPML	88.0	88.0	5.3	60	1
Total			1,284.0		157

Important DSE News
BDLAMPS

The Board of Directors has recommended 20% cash and 7% stock dividend for the year ended June 30, 2022. Date of AGM: 19.12.2022. Time: 11:30 AM, Venue: Digital Platform. Record Date: 10.11.2022. The Company has also reported EPS of Tk. 8.78, NAV per share of Tk. 90.99 and NOCFPS of Tk. (5.52) for the year ended June 30, 2022 as against Tk. 5.10, Tk. 95.16 and Tk. 8.65 respectively for the same period of the previous year.

BDLAMPS

(Q1 Un-audited): EPS was Tk. 1.77 for July-September 2022 as against Tk. 1.27 for July-September 2021; NOCFPS was Tk. (15.55) for July-September 2022 as against Tk. 2.21 for July-September 2021. NAV per share was Tk. 98.16 as on September 30, 2022 and Tk. 120.53 as on September 30, 2021.

UNILEVERCL

(Q3 Un-audited): EPS was Tk. 15.54 for July-September 2022 as against Tk. 13.52 for July-September 2021; EPS was Tk. 44.86 for January-September 2022 as against Tk. 32.10 for January-September 2021. NOCFPS was Tk. 16.99 for January-September 2022 as against Tk. 41.54 for January-September 2021. NAV per share was Tk. 123.74 as on September 30, 2022 and Tk. 122.88 as on December 31, 2021.

HEIDELBCEM

(Q3 Un-audited): EPS was Tk. (0.64) for July-September 2022 as against Tk. (1.91) for July-September 2021; EPS was Tk. (4.27) for January-September 2022 as against Tk. 9.88 for January-September 2021. NOCFPS was Tk. 2.83 for January-September 2022 as against Tk. 22.57 for January-September 2021. NAV per share was Tk. 59.73 as on September 30, 2022 and Tk. 66.60 as on December 31, 2021.

DHAKABANK

Mr. Mohammed Hanif, one of the Sponsor Directors of the company, has expressed his intention to buy 86,731 shares of the company at prevailing market price (in the Public Market) through Dhaka Stock Exchange within October 31, 2022

MTB

Yasmeen Haque, one of the Sponsors of the Company, has expressed her intention to sell 1,25,000 shares out of her holdings 34,76,444 shares of the Company at prevailing market price (in the Public Market) through Dhaka Stock Exchange within October 31, 2022.

Upcoming Corporate Events

DSE Ticker	Right Share	Dividend		Event	Date
		Stock	Cash		
Bangladesh Industrial Fin. Co. Ltd.	-	0.0%	0.0%	Record Date	20-Oct-22
Meghna Insurance Company Limited	-	0.0%	3.0%	Record Date	24-Oct-22
Bangladesh Monospool Paper Manufacturing Co. Limited	-	10.0%	10.0%	Record Date	24-Oct-22
Paper Processing & Packaging Limited	-	7.0%	8.0%	Record Date	24-Oct-22
Apex Footwear Limited.	-	10.0%	35.0%	Record Date	24-Oct-22
KDS Accessories Limited	-	0.0%	16.0%	Record Date	1-Nov-22
Titas Gas Transmission & Dist. Co. Ltd.	-	0.0%	10.0%	Record Date	3-Nov-22
Doreen Power Generations and Systems Limited	-	12.0%	18.0%	Record Date	6-Nov-22
Bangladesh Submarine Cable Company Limited	-	0.0%	46.0%	Record Date	7-Nov-22
Apex Spinning & Knitting Mills Limited	-	0.0%	20.0%	Record Date	7-Nov-22
Apex Foods Limited	-	0.0%	20.0%	Record Date	7-Nov-22
FAS Finance & Investment Limited	-	0.0%	0.0%	Record Date	7-Nov-22
Bangladesh Lamps Limited	-	7.0%	20.0%	Record Date	10-Nov-22
Far East Knitting & Dyeing Industries Limited	-	0.0%	10.0%	Record Date	13-Nov-22
Intraco Refueling Station Limited	-	0.0%	10.0%	Record Date	14-Nov-22
Tamijuddin Textile Mills Limited	-	0.0%	30.0%	Record Date	14-Nov-22
The Peninsula Chittagong Limited	-	0.0%	2.5%	Record Date	14-Nov-22

Disclaimer: This report has been prepared by BRAC EPL Stock Brokerage Ltd and is provided for information purposes. It is not, under any circumstances, to be used or considered as an offer to sell, or a solicitation of any offer to buy. Reasonable care has been taken to ensure that the information is not untrue and misleading. BRAC EPL Stock Brokerage Ltd makes no representation or warranty as to the accuracy or completeness of such information. All opinions and estimates included in this report constitute our judgment as of this date and are subject to change without notice.