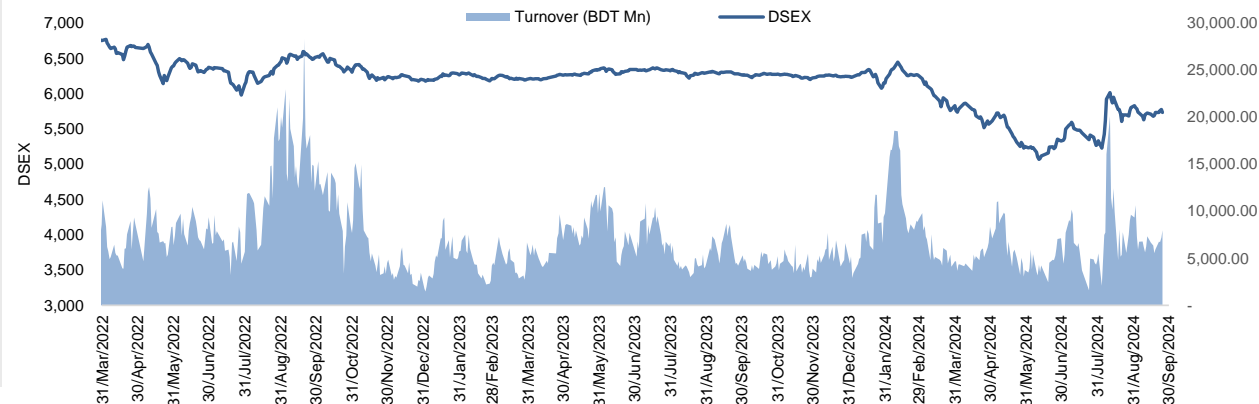


## Daily Market Update

The market closed in red today. The benchmark index DSEX (-0.72%) lost 41.45 points and closed at 5,736.51. The blue-chip index DS30 (-0.68%), the Shariah-based index DSES (+0.39%), and the large-cap index CDSET (+0.49%) closed at 2,095.05, 1,293.20, and 1,171.81 points, respectively. Most of the large-cap sectors posted negative performance today. NBF1 experienced the highest loss of 3.19% followed by Engineering (-2.34%), Fuel & Power (-1.68%), Pharmaceutical (-1.36%), Telecommunication (-0.43%), Food & Allied (-0.33%), and Bank (+0.45%), respectively. Block trades contributed 1.4% of the overall market turnover. BRAC Bank Ltd. (+0.9%) was the most traded share with a turnover of BDT 1,138 million.



Index	Closing	Opening	Point Δ	%Δ	YTD %Δ
DSEX	5,736.51	5,777.96	-41.45	-0.72%	-8.2%
DS30	2,095.05	2,109.45	-14.41	-0.68%	+0.1%
DSES	1,293.20	1,288.13	+5.07	+0.39%	-5.2%
CDSET	1,171.81	1,166.14	+5.67	+0.49%	-2.6%

	Advanced	Declined	Unchanged	Total
All Category	28	355	14	397
A Category (Equity)	19	209	10	238
B Category (Equity)	5	97	0	102
N Category (Equity)	0	4	0	4
Z Category (Equity)	4	45	4	53
Mutual Funds	5	25	7	37
Corporate Bonds	1	1	0	2
Treasury Bonds	0	2	0	2

	Today	Last Day	Daily %Δ	
Mcap	Mn BDT	6,892,727	6,943,702	-0.7%
	Mn USD	57,439	57,864	
Turnover	Mn BDT	7,969	7,186	+10.9%
	Mn USD	66	60	
Volume	Mn Shares	258	212	+21.5%
No. of Trade		201,247	193,628	+3.9%

\* Average Interbank Exchange Rate is BDT 120.00 as of Sep 25, 2024

<b>Fahim Hassan</b> Research Analyst (889) 1709636546 fahim.hassan@bracepl.com	<b>Md Istiaz Uddin</b> Research Associate (889) 1708895202 mistiaz.uddin@bracepl.com
---	---

Figure: Sectorial Turnover (BDT Mn)

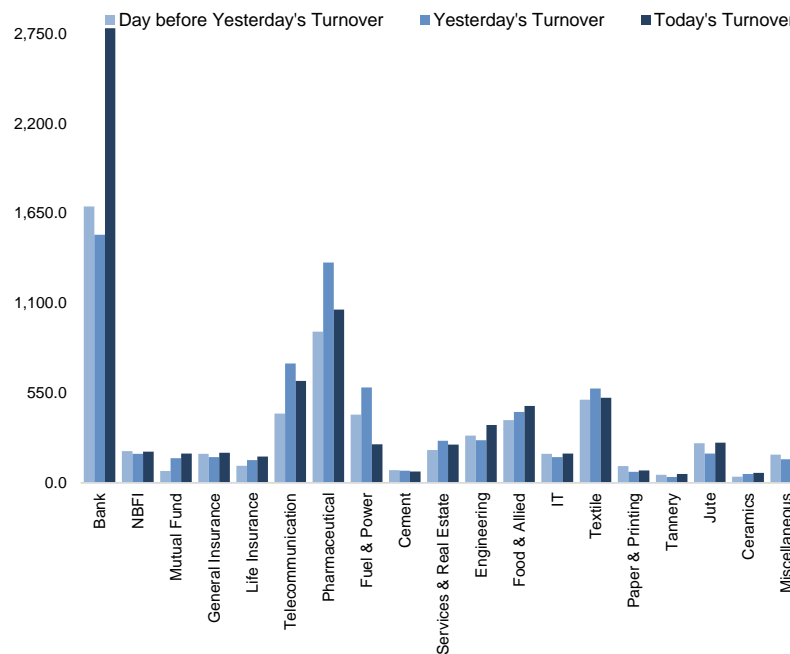
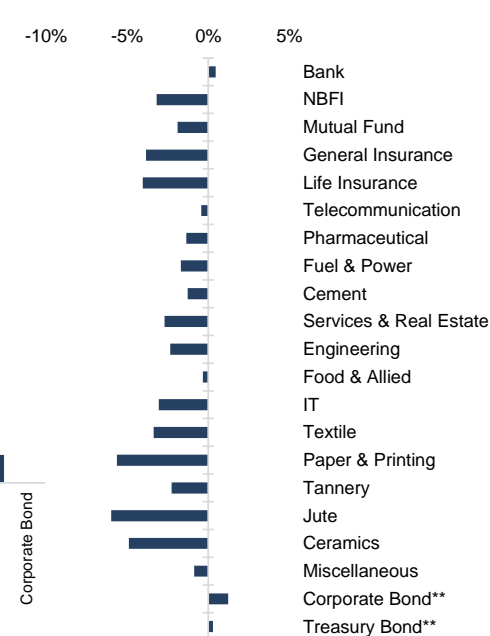


Figure: Sectorial Mcap Change



Market PE 15.5x  
Market PB 1.3x

\* Market P/E and P/BV calculation excludes Mutual Fund, Life Insurance, and NBL

Sector Index	Closing	Opening	Points Δ	%Δ	No. of Companies	Mcap (BDT Mn)	% of Total Mcap	Turnover (BDT Mn)	% of Total Turnover	PE	PB	Top Twenty Market Cap	Mcap (BDT Mn)	% of Total Mcap	Turnover (BDT Mn)	PE	PB
Bank	1,607	1,600	+7.24	+0.45%	36	769,794	11.1%	2,781.1	35.4%	8.4x	0.8x	GP	474,495	12.0%	515.3	13.4x	6.6x
NBFI	1,293	1,335	-42.54	-3.19%	23	125,152	1.8%	190.9	2.4%	NM	NM	BATBC	216,378	5.5%	151.8	12.3x	3.8x
Mutual Fund	630	642	-12.16	-1.89%	37	29,432	0.4%	179.9	2.3%	NM	0.6x	SQRUPHARMA	203,884	5.2%	155.4	10.1x	1.7x
General Insurance	2,828	2,941	-112.89	-3.84%	43	81,920	1.2%	184.4	2.3%	14.9x	1.3x	WALTONHIL	185,120	4.7%	30.9	13.6x	1.6x
Life Insurance	2,156	2,246	-90.64	-4.03%	15	57,313	0.8%	161.0	2.0%	NM	NM	ROBI	147,710	3.7%	84.2	31.7x	2.3x
Telecommunication	5,591	5,615	-23.87	-0.43%	3	647,337	9.4%	623.9	7.9%	15.4x	4.3x	ISLAMIBANK	113,343	2.9%	566.0	17.4x	1.5x
Pharmaceutical	3,117	3,160	-42.99	-1.36%	34	591,468	8.5%	1,060.8	13.5%	15.8x	1.7x	BEXIMCO	103,842	2.6%	0.0	NM	1.2x
Fuel & Power	1,217	1,237	-20.82	-1.68%	23	320,304	4.6%	235.5	3.0%	21.0x	0.7x	BRACBANK	100,343	2.5%	1,138.3	10.3x	1.4x
Cement	2,341	2,371	-30.15	-1.27%	7	111,793	1.6%	69.2	0.9%	18.1x	2.5x	RENATA	86,011	2.2%	18.1	37.5x	2.6x
Services & Real Estate	1,208	1,241	-33.38	-2.69%	9	66,784	1.0%	233.9	3.0%	21.7x	0.5x	BERGERPBL	82,321	2.1%	1.9	25.5x	5.4x
Engineering	2,912	2,981	-69.65	-2.34%	42	336,391	4.9%	354.4	4.5%	13.8x	1.0x	MARICO	71,943	1.8%	9.3	14.4x	7.2x
Food & Allied	18,710	18,772	-62.51	-0.33%	21	343,503	5.0%	470.1	6.0%	18.1x	5.3x	LHBL	71,773	1.8%	18.6	15.1x	3.7x
IT	2,296	2,368	-72.29	-3.05%	11	30,203	0.4%	180.1	2.3%	24.9x	2.0x	ICB	56,719	1.4%	12.2	NM	1.3x
Textile	1,212	1,254	-42.26	-3.37%	58	125,748	1.8%	520.3	6.6%	NM	0.8x	UNILEVERCL	53,095	1.3%	40.2	59.8x	24.2x
Paper & Printing	4,929	5,224	-294.72	-5.64%	6	22,615	0.3%	76.5	1.0%	35.3x	1.0x	DUTCHBANGL	47,544	1.2%	23.6	6.2x	1.0x
Tannery	2,201	2,252	-50.76	-2.25%	6	24,104	0.3%	55.3	0.7%	41.7x	2.3x	OLYMPIC	37,349	0.9%	40.2	22.3x	3.6x
Jute	16,856	17,930	-1074.55	-5.99%	3	3,950	0.1%	245.3	3.1%	NM	NM	EBL	35,176	0.9%	56.4	5.1x	0.8x
Ceramics	411	432	-21.13	-4.89%	5	18,243	0.3%	60.5	0.8%	48.6x	1.1x	POWERGRID	34,907	0.9%	3.0	NM	0.2x
Miscellaneous	4,176	4,213	-36.63	-0.87%	15	227,549	3.3%	171.8	2.2%	38.5x	1.7x	BEACONPHAR	32,201	0.8%	43.1	71.5x	5.3x
Corporate Bond**	8,363	8,262	+101.39	+1.23%	16	35,668	0.5%	2.9	0.0%	NM	NM	BXPHARMA	32,075	0.8%	31.0	6.0x	0.7x
Treasury Bond**	381	379	+1.12	+0.29%	237	2,949,441	42.6%	1.8	0.0%	NM	NM						

Top Ten Gainers	Close Price (BDT)	Δ%	Turnover (BDT Mn)	PE	PB	Top Twenty Free Float Mcap	Free Float Mcap (BDT Mn)	% of Total Free Float Mcap	PE	PB	Most Traded Share	Close Price (BDT)	Δ%	Turnover (BDT Mn)	PE	PB
ISLAMIBANK	70.4	+10.0%	566.0	17.4x	1.5x	SQRUPHARMA	117,112	8.6%	10.1x	1.7x	BRACBANK	56.7	+0.9%	1,138.3	10.3x	1.4x
SIBL	12.3	+7.0%	370.5	6.4x	0.6x	BEXIMCO	69,460	5.1%	NM	1.2x	ISLAMIBANK	70.4	+10.0%	566.0	17.4x	1.5x
GRAMREENS2	15.6	+6.8%	56.2	NM	1.0x	BATBC	45,948	3.4%	12.3x	3.8x	GP	351.4	+0.6%	515.3	13.4x	6.6x
ISLAMICFIN	17.7	+5.4%	72.9	NM	1.6x	RENATA	35,002	2.6%	37.5x	2.6x	SIBL	12.3	+7.0%	370.5	6.4x	0.6x
IFILISLMF1	5.0	+4.2%	1.0	NM	0.8x	ISLAMIBANK	33,649	2.5%	17.4x	1.5x	SONALIANSH	302.1	-6.3%	244.3	35.2x	4.5x
USMANIAGL	40.6	+3.0%	0.1	NM	0.6x	BXPHARMA	32,479	2.4%	6.0x	0.7x	IBNSINA	366.6	-2.0%	197.8	16.6x	3.4x
ICBIBANK	3.4	+3.0%	1.1	NM	NM	BRACBANK	32,157	2.4%	10.3x	1.4x	SQRUPHARMA	230.0	+0.3%	155.4	10.1x	1.7x
SHEPHERD	14.8	+2.8%	11.5	NM	1.1x	GP	30,004	2.2%	13.4x	6.6x	BATBC	400.7	+0.7%	151.8	12.3x	3.8x
FASFIN	4.0	+2.6%	1.0	NM	NM	LHBL	24,690	1.8%	15.1x	3.7x	MJLBD	98.5	-0.3%	90.3	10.0x	2.1x
LOVELLO	83.5	+2.5%	52.2	60.5x	6.3x	EBL	24,199	1.8%	5.1x	0.8x	ROBI	28.2	-3.8%	84.2	31.7x	2.3x

Top Ten Losers	Close Price (BDT)	Δ%	Turnover (BDT Mn)	PE	PB	Block Trade	Maximum Price (BDT)	Minimum Price (BDT)	No. of Trade	Quantity ('000)	Turnover (BDT Mn)
FUWANGFOOD	15.4	-9.9%	20.9	NM	6.3x	BEACHHATCH	90.0	80.8	9.0	255	22.11
PARAMOUNT	39.3	-9.9%	9.2	16.2x	1x	NBL	6.3	6.3	1.0	1,400	8.82
NAVANAPHAR	54.0	-9.8%	42.7	13.8x	1.3x	1STPRIMFMF	35.4	35.0	9.0	241	8.47
CNATEX	5.5	-9.8%	14.9	NM	NM	ISLAMIBANK	67.1	66.0	3.0	112	7.41
CRYSTALINS	53.4	-9.8%	46.7	18.5x	2.2x	PRAGATILIF	222.0	220.0	5.0	33	7.29
NEWLINE	24.9	-9.8%	1.1	47.9x	1.0x	AL-HAJTEX	140.6	140.0	3.0	50	7.01
METROSPIN	13.9	-9.7%	11.9	NM	1.1x	ASIATICLAB	35.8	35.8	1.0	170	6.09
KDSALTD	35.5	-9.7%	30.8	18.4x	1.3x	SQRUPHARMA	229.4	229.4	3.0	20	4.59
YPL	11.3	-9.6%	10.0	NM	2.1x	UTTARABANK	23.6	23.6	1.0	150	3.54
AMANFEED	22.7	-9.6%	4.8	55.4x	0.8x	SAIFPOWER	18.5	18.5	1.0	190	3.52

\* NBFI Sector PE calculation methodology has been modified to reflect positive earnings only.  
 \*\* The base of the Bond index starts at 100, starting from Jan 13, 2022  
 Similarly, Treasury Bond Index starts at 100, starting from Oct 10, 2022

Block Trade	Maximum Price (BDT)	Minimum Price	Turnover (BDT Mn)	Quantity ('000)	No. of Trade
BEACHHATCH	90.0	80.8	22.1	255	9
NBL	6.3	6.3	8.8	1,400	1
1STPRIMFMF	35.4	35.0	8.5	241	9
ISLAMIBANK	67.1	66.0	7.4	112	3
PRAGATILIF	222.0	220.0	7.3	33	5
AL-HAJTEX	140.6	140.0	7.0	50	3
ASIATICLAB	35.8	35.8	6.1	170	1
SQURPHARMA	229.4	229.4	4.6	20	3
UTTARABANK	23.6	23.6	3.5	150	1
SAIFPOWER	18.5	18.5	3.5	190	1
BRACBANK	56.9	56.9	3.4	61	1
NAVANAPHAR	65.0	59.5	3.0	48	3
IFIC	9.8	9.8	2.9	300	1
BESTHLDNG	24.5	24.0	2.1	88	3
RUPALILIFE	106.2	106.2	2.1	20	2
ENVOYTEX	47.5	47.0	2.1	45	3
UNIQUEHRL	53.0	53.0	1.6	30	1
UNIQUEHRL	53.0	53.0	1.6	30	1
SAMATALETH	50.0	50.0	1.3	25	1
SEAPEARL	54.0	54.0	1.1	20	1
PREMIERCEM	65.5	65.5	0.8	12	1
ICBSONALI1	5.5	5.5	0.8	140	1
<b>Total</b>			<b>109.8</b>		<b>68</b>

**Upcoming Corporate Events**

DSE Ticker	Right Share	Dividend		Event	Date
		Stock	Cash		
RUPALILIFE		0.0%	12%	Record Date	26-Sep-24
ILFSL		0.0%	0%	Record Date	26-Sep-24
WALTONHIL		0.0%	350%	Record Date	30-Sep-24
ENVOYTEX		0.0%	20%	Record Date	30-Sep-24
CONFIDCEM		0.0%	10%	Record Date	30-Sep-24
GLOBALINS		0.0%	10%	Record Date	1-Oct-24
PRIMETEX		0.0%	0%	Record Date	2-Oct-24
EHL		0.0%	19%	Record Date	3-Oct-24
PRIMELIFE		0.0%	1%	Record Date	9-Oct-24
CVOPRL		0.0%	10%	Record Date	31-Oct-24

**Important DSE News**

**LANKABAFIN**

Mr. Mahbub Ul Anam, a Sponsor Director of the company, has expressed his intention to transfer 10,800,000 shares of the company to his son Mr. Abrar Anam Chowdhury (a general shareholder of the company) by way of gift outside the trading system of the Exchange within October 31, 2024 with effect from September 24, 2024.

**METROSPIN**

Refer to their earlier news disseminated by DSE on 21.09.2023, the company has further informed that the production of the company will remain closed further for the period of 12 months (approx.) for the reconstruction of Factory Building, Erection and Installation of Machinery and Commissioning and Trail Production.

**ANLIMAYARN**

The Company will be placed in 'Z' category from existing 'B' category with effect from September 26, 2024 as per provision 1(a) of BSEC Directive No. BSEC/CMRRCD/2009-193/77, dated May 20, 2024.

**GSPFINANCE**

The Company will be placed in 'Z' category from existing 'A' category with effect from September 26, 2024 as per provision 1(a) of BSEC Directive No. BSEC/CMRRCD/2009-193/77, dated May 20, 2024.

**MIRACLEIND**

The Company will be placed in 'Z' category from existing 'B' category with effect from September 26, 2024 as per provision 1(a) of BSEC Directive No. BSEC/CMRRCD/2009-193/77, dated May 20, 2024.

**NBL**

The Company will be placed in 'Z' category from existing 'B' category with effect from September 26, 2024 as per provision 1(a) of BSEC Directive No. BSEC/CMRRCD/2009-193/77, dated May 20, 2024.

**NLTUBES**

The Company will be placed in 'Z' category from existing 'B' category with effect from September 26, 2024 as per provision 1(a) of BSEC Directive No. BSEC/CMRRCD/2009-193/77, dated May 20, 2024.

**FORTUNE**

The Company will be placed in 'Z' category from existing 'B' category with effect from September 26, 2024 as per provision 1(e) of BSEC Order No. BSEC/CMRRCD/2009-193/77, dated May 20, 2024.

**PDL**

The Company will be placed in 'Z' category from existing 'B' category with effect from September 26, 2024 as per provision 1(e) of BSEC Directive No. BSEC/CMRRCD/2009-193/77, dated May 20, 2024.

**KPCL**

The Company will be placed in 'Z' category from existing 'A' category with effect from September 26, 2024 as per provision 1(e) of BSEC Directive No. BSEC/CMRRCD/2009-193/77, dated May 20, 2024.

**ADVENT**

The Company will be placed in 'Z' category from existing 'B' category with effect from September 26, 2024 as per provision 1(e) of BSEC Directive No. BSEC/CMRRCD/2009-193/77, dated May 20, 2024.

**DSHGARME**

The Company will be placed in 'Z' category from existing 'B' category with effect from September 26, 2024 as per provision 1(e) of BSEC Directive No. BSEC/CMRRCD/2009-193/77, dated May 20, 2024.

**Disclaimer:** This report has been prepared by BRAC EPL Stock Brokerage Ltd and is provided for information purposes. It is not, under any circumstances, to be used or considered as an offer to sell, or a solicitation of any offer to buy. Reasonable care has been taken to ensure that the information is not untrue and misleading. BRAC EPL Stock Brokerage Ltd makes no representation or warranty as to the accuracy or completeness of such information. All opinions and estimates included in this report constitute our judgment as of this date and are subject to change without notice.