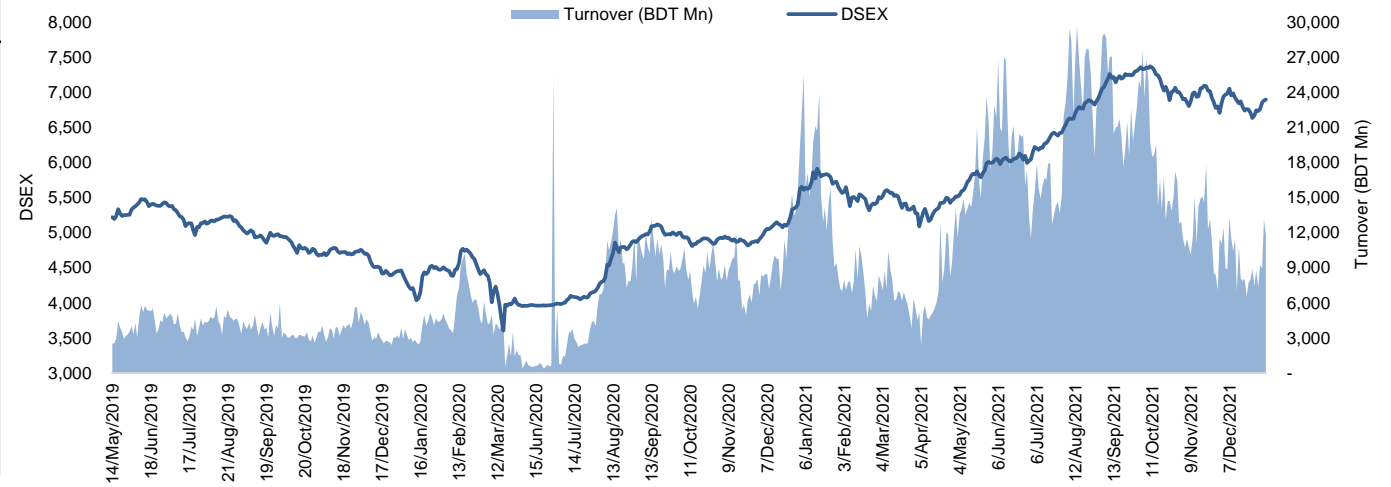


The market closed in green today. The benchmark index DSEX (+0.16%) gained 10.69 points and closed at 6,892.99. The blue-chip index DS30 (-0.19%), the Shariah-based index DSES (+0.33%), and the large-cap index CDSET (-0.14%) closed at 2,571.19, 1,456.12, and 1,380.89 points, respectively. All the large-cap sectors posted positive performance today. Pharmaceutical booked the highest gain of 0.77% followed by Telecommunication (+0.45%), Fuel & Power (+0.16%), NBFi (+0.11%), Engineering (+0.00%), Bank (-0.20%), and Food & Allied (-0.64%), respectively. Block trades contributed 0.7% of the overall market turnover. Bangladesh Export Import Company Ltd. (-2.7%) was the most traded share with a turnover of BDT 1,064 million.



Index	Closing	Opening	Point Δ	%Δ	YTD %Δ
DSEX	6,892.99	6,882.30	+10.69	+0.16%	+2.0%
DS30	2,571.19	2,576.11	-4.93	-0.19%	+1.5%
DSES	1,456.12	1,451.39	+4.73	+0.33%	+1.7%
CDSET	1,380.89	1,382.82	-1.93	-0.14%	+1.6%

	Advanced	Declined	Unchanged	Total
All Category	167	180	31	378
A Category (Equity)	114	113	26	253
B Category (Equity)	36	45	2	83
N Category (Equity)	5	6	1	12
Z Category (Equity)	12	16	2	30
Mutual Funds	9	16	11	36
Corporate Bonds	1	1	0	2

		Today	Last Day	Daily %Δ
Mcap	Mn BDT	5,496,399	5,487,466	+0.2%
	Mn USD	64,061	63,956	
Turnover	Mn BDT	11,822	13,141	-10.0%
	Mn USD	138	153	
Volume	Mn Shares	255	274	-6.9%
No. of Trade		193,225	208,175	-7.2%

Anika Mafiz
Research Analyst
(880) 1708805206
anika.mafiz@bracepl.com

Fahim Hassan
Research Associate
(880) 1709636546
fahim.hassan@bracepl.com

Figure: Sectorial Turnover (BDT)

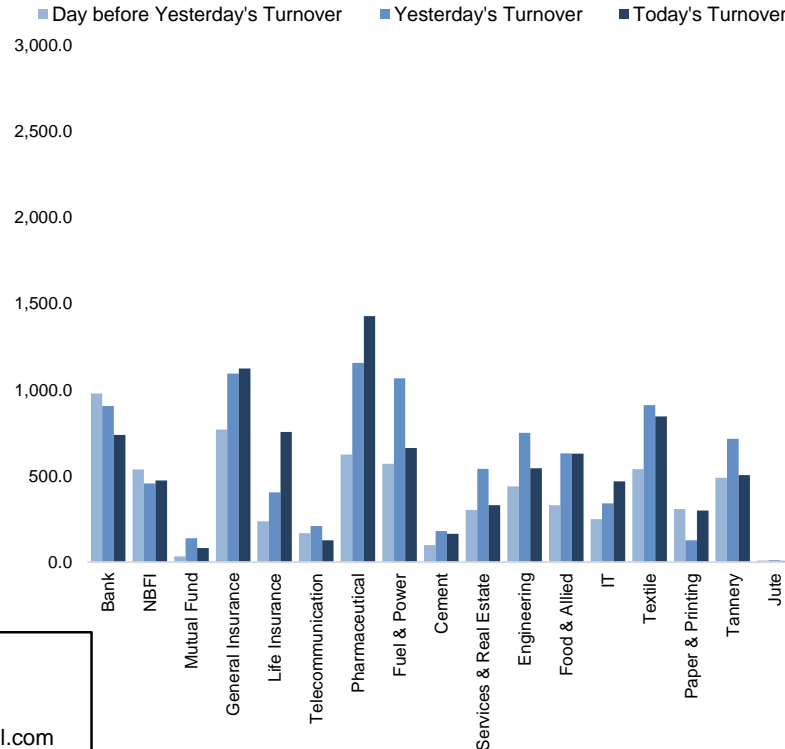
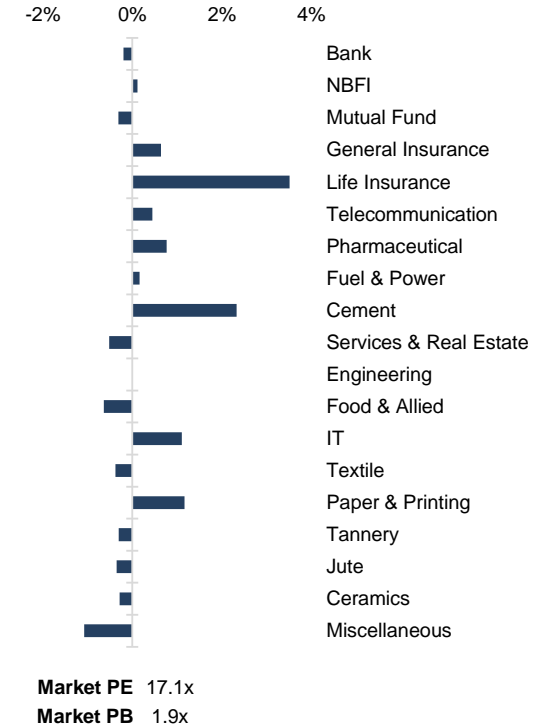


Figure: Sectorial Mcap Change



Sector Index	Closing	Opening	Points Δ	%Δ	No. of Companies	Mcap (BDT Mn)	% of Total Mcap	Turnover (BDT Mn)	% of Total Turnover	PE	PB	Top Twenty Market Cap	Mcap (BDT Mn)	% of Total Mcap	Turnover (BDT Mn)	PE	PB
Bank	1,604	1,607	-3.15	-0.20%	32	731,435	14.9%	737.1	6.6%	8.1x	0.9x	GP	471,525	9.6%	19.1	13.0x	11.3x
NBFI	2,333	2,330	+2.65	+0.11%	23	228,450	4.7%	473.8	4.3%	21.7x	4.2x	BATBC	349,596	7.1%	61.9	25.5x	8.7x
Mutual Fund	915	918	-2.86	-0.31%	37	41,969	0.9%	81.2	0.7%	NM	0.8x	WALTONHIL	347,307	7.1%	8.1	22.8x	3.8x
General Insurance	4,702	4,672	+30.15	+0.65%	39	136,565	2.8%	1,123.6	10.1%	21.5x	2.3x	SQURPHARMA	190,676	3.9%	50.0	11.2x	2.0x
Life Insurance	2,870	2,772	+97.45	+3.52%	13	82,742	1.7%	755.0	6.8%	NM	NM	ROBI	184,899	3.8%	21.6	80.5x	2.8x
Telecommunication	5,821	5,795	+26.03	+0.45%	3	690,279	14.1%	126.0	1.1%	17.0x	5.9x	UPGDCL	145,388	3.0%	13.9	13.4x	4.1x
Pharmaceutical	3,933	3,903	+29.90	+0.77%	32	728,482	14.9%	1,426.6	12.8%	19.2x	2.7x	RENATA	141,795	2.9%	17.7	27.2x	5.2x
Fuel & Power	1,842	1,839	+3.03	+0.16%	23	482,640	9.9%	662.4	6.0%	12.0x	1.2x	BEXIMCO	133,726	2.7%	1,064.1	13.3x	1.8x
Cement	2,692	2,631	+61.29	+2.33%	7	134,748	2.8%	165.2	1.5%	18.7x	2.8x	ICB	98,793	2.0%	7.2	69.9x	2.2x
Services & Real Estate	1,378	1,385	-7.10	-0.51%	8	54,030	1.1%	329.9	3.0%	NM	1.1x	LHBL	89,890	1.8%	153.2	22.8x	4.7x
Engineering	4,745	4,745	+0.06	+0.00%	42	568,642	11.6%	543.9	4.9%	18.9x	2.1x	BXPHERMA	89,445	1.8%	175.1	16.2x	2.3x
Food & Allied	25,651	25,815	-164.17	-0.64%	20	453,149	9.2%	629.7	5.7%	31.0x	9.1x	BERGERPBL	82,395	1.7%	0.3	26.5x	6.9x
IT	3,381	3,344	+37.07	+1.11%	11	43,527	0.9%	468.6	4.2%	37.3x	3.1x	BRACBANK	78,101	1.6%	74.6	13.6x	1.6x
Textile	1,515	1,520	-5.73	-0.38%	58	165,977	3.4%	844.2	7.6%	36.0x	1.1x	MARICO	73,055	1.5%	5.7	22.1x	31.1x
Paper & Printing	9,029	8,925	+104.05	+1.17%	6	32,068	0.7%	299.1	2.7%	NM	2.3x	BEACONPHAR	55,463	1.1%	94.1	47.9x	9.7x
Tannery	3,411	3,422	-10.39	-0.30%	6	36,856	0.8%	504.1	4.5%	NM	3.7x	ISLAMIBANK	51,520	1.1%	4.2	9.6x	0.8x
Jute	8,646	8,676	-30.09	-0.35%	3	2,029	0.0%	7.8	0.1%	NM	20.4x	DUTCHBANGL	49,778	1.0%	11.4	8.5x	1.4x
Ceramics	681	683	-1.94	-0.28%	5	30,868	0.6%	44.7	0.4%	31.6x	2.0x	POWERGRID	46,541	1.0%	280.1	14.0x	0.5x
Miscellaneous	4,758	4,810	-51.71	-1.08%	14	254,572	5.2%	1,901.0	17.1%	16.9x	2.3x	SUMITPOWER	41,647	0.9%	20.6	7.8x	1.1x
												TITASGAS	36,502	0.7%	4.7	10.6x	0.5x

Top Ten Gainers	Close Price (BDT)	Δ%	Turnover (BDT Mn)	PE	PB
MEGHNALIFE	80.3	+10.0%	62.0	NM	NM
FAREASTLIF	69.3	+10.0%	173.3	NM	NM
RUPALILIFE	69.7	+9.9%	45.5	NM	NM
BSC	86.5	+9.9%	689.2	10.2x	1.3x
SALAMCRST	29.0	+9.8%	7.9	34.1x	1.5x
PRAGATILIF	99.8	+9.8%	20.0	NM	NM
SUNLIFEINS	38.8	+9.6%	5.2	NM	NM
ZAHINTEX	8.0	+9.6%	3.5	NM	0.5x
ACTIVEFINE	30.0	+8.7%	366.6	76.9x	1.3x
ORIONPHARM	102.6	+7.9%	233.4	29.4x	1.3x

Top Ten Losers	Close Price (BDT)	Δ%	Turnover (BDT Mn)	PE	PB
ICB3RDNRB	7.0	-5.4%	9.4	NM	1.3x
SHEPHERD	27.8	-5.1%	7.8	NM	1.9x
RELIANCE1	11.6	-3.3%	0.7	NM	1.1x
SONARGAON	17.7	-3.3%	1.6	NM	1.6x
MTB	19.1	-3.0%	2.0	27.1x	0.9x
HFL	22.6	-3.0%	15.7	NM	0.6x
SPCL	89.6	-2.9%	32.4	12.4x	2.2x
MONNOFABR	20.6	-2.8%	2.9	NM	0.8x
CAPMIBLMF	17.4	-2.8%	2.4	NM	1.9x
BEXIMCO	152.6	-2.7%	1,064.1	13.3x	1.8x

Top Twenty Free Float Mcap	Free Float Mcap (BDT Mn)	% of Total Free Float Mcap	PE	PB
SQURPHARMA	124,759	6.7%	11.2x	2.0x
BEXIMCO	92,873	5.0%	13.3x	1.8x
BATBC	92,468	5.0%	25.5x	8.7x
RENATA	69,224	3.7%	27.2x	5.2x
BXPHERMA	62,451	3.4%	16.2x	2.3x
GP	47,152	2.5%	13.0x	11.3x
BRACBANK	41,987	2.3%	13.6x	1.6x
BEACONPHAR	38,823	2.1%	47.9x	9.7x
LHBL	31,749	1.7%	22.8x	4.7x
EBL	25,441	1.4%	6.7x	1.2x
ISLAMIBANK	25,081	1.4%	9.6x	0.8x
CITYBANK	19,627	1.1%	6.5x	0.9x
OLYMPIC	19,405	1.0%	17.0x	3.3x
PUBALIBANK	19,303	1.0%	5.3x	0.7x
IFIC	19,223	1.0%	14.7x	1.0x
ROBI	18,397	1.0%	80.5x	2.8x
BSRMLTD	17,640	1.0%	5.8x	1.0x
NBL	16,665	0.9%	6.6x	0.4x
ALARABANK	16,466	0.9%	10.2x	1.2x
ORIONPHARM	16,331	0.9%	29.4x	1.3x

*NBFI Sector PE calculation methodology has been modified to reflect positive earnings only.

Most Traded Share	Close Price (BDT)	Δ%	Turnover (BDT Mn)	PE	PB
BEXIMCO	152.6	-2.7%	1,064.1	13.3x	1.8x
BSC	86.5	+9.9%	689.2	10.2x	1.3x
FORTUNE	108.1	+0.4%	493.8	46.4x	7.3x
ACTIVEFINE	30.0	+8.7%	366.6	76.9x	1.3x
LOVELLO	43.5	+7.4%	298.6	27.7x	3.4x
GENEXIL	164.9	-0.1%	284.6	48.9x	9.2x
POWERGRID	65.3	+2.7%	280.1	14.0x	0.5x
SONALIPAPR	834.8	+0.5%	255.2	NM	3.4x
ORIONPHARM	102.6	+7.9%	233.4	29.4x	1.3x
GSPFINANCE	27.5	-0.4%	221.0	16.9x	1.4x

Block Trade	Maximum Price (BDT)	Price (BDT)	No. of Trade	Quantity ('000)	Turnover (BDT Mn)
FORTUNE	110.0	98.0	18.0	3,272	339.23
SONALIPAPR	892.0	768.9	4.0	230	199.77
ASIAINS	115.0	113.8	2.0	200	22.88
DELTA LIFE	214.7	204.0	3.0	111	22.82
PHOENIXFIN	27.7	27.5	3.0	689	18.97
PENINSULA	39.2	38.1	7.0	404	15.73
BEXIMCO	168.0	142.0	5.0	51	8.07
PRIMEINSUR	83.1	83.0	2.0	94	7.82
AL-HAJTEX	71.8	71.8	1.0	100	7.18
CVOPRL	212.9	211.9	4.0	33	6.92

Block Trade	Maximum Price (BDT)	Minimum Price (BDT)	Turnover (BDT Mn)	Quantity ('000)	No. of Trade
FORTUNE	110.0	98.0	339.2	3,272	18
SONALIPAPR	892.0	768.9	199.8	230	4
ASIAINS	115.0	113.8	22.9	200	2
DELTALIFE	214.7	204.0	22.8	111	3
PHOENIXFIN	27.7	27.5	19.0	689	3
PENINSULA	39.2	38.1	15.7	404	7
BEXIMCO	168.0	142.0	8.1	51	5
PRIMEINSUR	83.1	83.0	7.8	94	2
AL-HAJTEX	71.8	71.8	7.2	100	1
CVOPRL	212.9	211.9	6.9	33	4
LHBL	75.1	75.1	6.0	80	1
RDFOOD	53.0	52.0	5.3	100	2
BSC	86.0	79.8	4.8	58	4
BEACONPHAR	225.1	225.1	4.1	18	1
SHEPHERD	32.1	32.1	4.0	124	1
RUPALILIFE	65.1	57.1	3.9	66	2
ORIONINFU	94.0	93.1	2.5	27	2
KARNAPHULI	46.7	46.7	2.3	50	1
SQURPHARMA	209.0	209.0	2.0	10	1
BXPHARMA	202.5	202.5	1.9	10	1
EASTERNINS	113.7	113.7	1.6	14	1
PROVATIINS	135.0	115.0	1.3	10	2
Total			697.7		81

Upcoming Corporate Events

DSE Ticker	Right Share	Dividend		Event	Date
		Stock	Cash		
Bangladesh Shipping Corporation	-	0.0%	12.0%	Record Date	16-Jan-22
Eastern Lubricants	-	20.0%	140.0%	Record Date	18-Jan-22
NLI First Mutual Fund	-	0.0%	0.0%	Record Date	6-Feb-22
Meghna Petroleum Limited	-	0.0%	150.0%	Record Date	25-Jan-22
Jamuna Oil Company Limited	-	0.0%	120.0%	Record Date	23-Jan-22

Important DSE News
EGEN

The Company has informed that they have purchased commercial space as per IPO utilization. Details of Commercial Space: Project Name: Ranks Business Centre; Location: House No. KA-218/1, KA-218/2, KA-226, KA-226/3, Progoti Soroni Main Road, Kuril, Badda, Dhaka-1229; Floor Size: 9th Floor - Type A & B (5315 sft. Approx.); Car parking: 04 (Four) Car parking (456 sft) and Total Cost: BDT. 8,01,31,000.00.

DOMINAGE

ARGUS Credit Rating Services Limited (ACRSL) has rated the Company as "A" in the long term and "ST-2" in the short term along with a stable outlook based on audited financial statements of the Company up to June 30, 2021, un-audited financials up to September 30, 2021 and other relevant quantitative as well as qualitative information up to the date of rating declaration.

SHAHJABANK

Dhaka Stock Exchange Limited (DSE) has accorded its consent to transfer of 2,45,022 shares of Shahjalal Islami Bank Limited outside the trading system of the exchange from Mr. Mohammed Hasan, one of the Sponsors of Shahjalal Islami Bank Limited (the transferor/pledgor) to Mercantile Bank Limited (the transferee/pledgee) within 30 working days from the date of issuance of approval letter by DSE, under Regulation-47 of the Dhaka Stock Exchange (Listing) Regulations, 2015.

BBSCABLES

Bangladesh Building Systems Ltd. one of the Corporate Directors of the Company, has further reported that it has completed its sale of 25,00,000 shares of the Company at prevailing market price through Stock Exchange (CSE) as per declaration disseminated on 26.12.2021.

Disclaimer: This report has been prepared by BRAC EPL Stock Brokerage Ltd and is provided for information purposes. It is not, under any circumstances, to be used or considered as an offer to sell, or a solicitation of any offer to buy. Reasonable care has been taken to ensure that the information is not untrue and misleading. BRAC EPL Stock Brokerage Ltd makes no representation or warranty as to the accuracy or completeness of such information. All opinions and estimates included in this report constitute our judgment as of this date and are subject to change without notice.