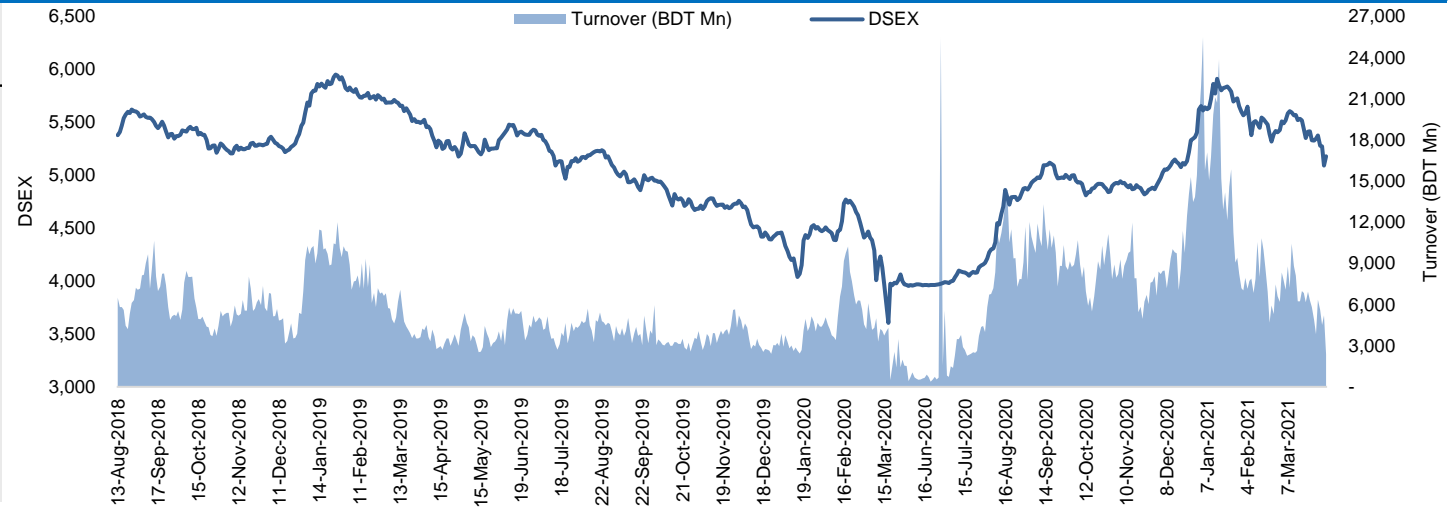


Daily Market Update

The market closed in green today. The benchmark index DSEX (+1.74%) gained 88.49 points and closed at 5,177.48. The blue-chip index DS30 (+2.29%), the Shariah-based index DSES (+1.42%), and the large-cap index CDSET (+2.07%) closed at 1,944.66, 1,182.73, and 1,101.97 points, respectively. All the large-cap sectors posted positive performance today. NBF I booked the highest gain of 3.04% followed by Engineering (+2.85%), Fuel & Power (+2.26%), Telecommunication (+2.24%), Pharmaceutical (+1.35%), Food & Allied (+1.17%), and Bank (+1.01%), respectively. Block trades contributed 9.0% of the overall market turnover. Bangladesh Export Import Company Ltd. (+5.5%) was the most traded share with a turnover of BDT 329 million.



Index	Closing	Opening	Point Δ	%Δ	YTD %Δ
DSEX	5,177.48	5,088.99	+88.49	+1.74%	-4.2%
DS30	1,944.66	1,901.13	+43.53	+2.29%	-1.0%
DSES	1,182.73	1,166.17	+16.56	+1.42%	-4.8%
CDSET	1,101.97	1,079.61	+22.36	+2.07%	-1.9%

	Advanced	Declined	Unchanged	Total
All Category	232	14	76	322
A Category (Equity)	162	14	55	231
B Category (Equity)	38	0	14	52
N Category (Equity)	10	0	0	10
Z Category (Equity)	22	0	7	29
Mutual Funds	27	2	8	37
Corporate Bonds	0	1	1	2

		Today	Last Day	Daily %Δ
Mcap	Mn BDT	4,509,308	4,433,458	+1.7%
	Mn USD	53,076	52,183	
Turnover	Mn BDT	2,366	5,212	-54.6%
	Mn USD	28	61	
Volume	Mn Shares	66	168	-60.6%
No. of Trade		56,450	121,536	-53.6%

Figure: Sectorial Turnover (BDT Mn)

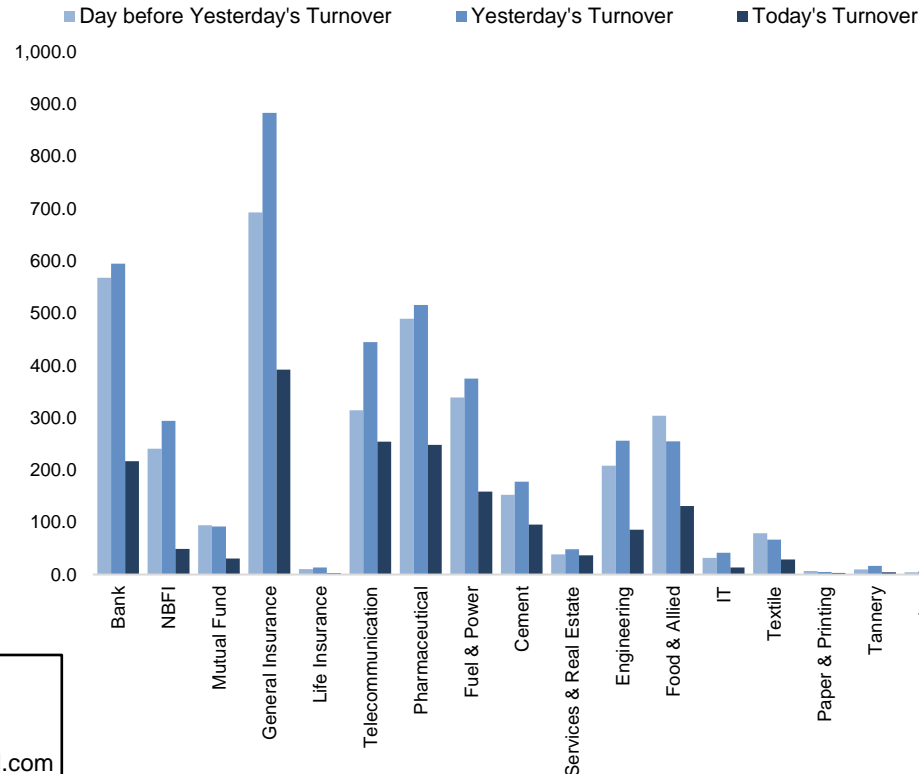
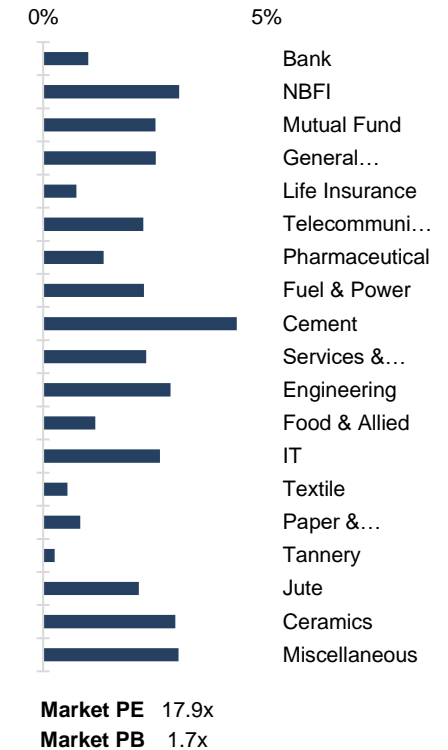


Figure: Sectorial Mcap Change



Md. Rafiqul Islam Research Associate (880) 1708805229 mrafiqulislam@bracepl.com	Md Mahirul Quddus Research Associate (880) 1709636546 mmahirul.quddus@bracepl.com
---	---

Sector Index	Closing	Opening	Points Δ	%Δ	No. of Companies	Mcap (BDT Mn)	% of Total Mcap	Turnover (BDT Mn)	% of Total Turnover	PE	PB	Top Twenty Market Cap	Mcap (BDT Mn)	% of Total Mcap	Turnover (BDT Mn)	PE	PB
Bank	1,268	1,256	+12.65	+1.01%	31	548,034	13.9%	216.4	10.1%	7.2x	0.7x	GP	431,691	11.0%	60.1	12.1x	10.2x
NBFI	1,640	1,592	+48.45	+3.04%	23	161,123	4.1%	49.1	2.3%	48.4x	2.6x	WALTONHIL	354,638	9.0%	18.7	46.4x	6.7x
Mutual Fund	780	761	+19.14	+2.52%	37	35,206	0.9%	30.7	1.4%	NM	0.7x	BATBC	284,310	7.2%	62.8	26.1x	2.8x
General Insurance	3,216	3,137	+79.19	+2.52%	38	83,181	2.1%	391.9	18.2%	16.9x	1.6x	ROBI	225,231	5.7%	179.8	NM	3.4x
Life Insurance	1,943	1,929	+14.32	+0.74%	12	53,116	1.4%	2.1	0.1%	NM	NM	SQURPHARMA	171,085	4.4%	62.0	12.0x	2.1x
Telecommunication	5,808	5,681	+127.20	+2.24%	3	682,367	17.4%	254.0	11.8%	18.5x	5.9x	UPGDCL	151,996	3.9%	9.4	18.7x	5.5x
Pharmaceutical	3,167	3,125	+42.26	+1.35%	31	577,000	14.7%	247.7	11.5%	20.3x	2.4x	RENATA	112,338	2.9%	6.2	25.4x	4.9x
Fuel & Power	1,602	1,567	+35.38	+2.26%	22	428,513	10.9%	158.7	7.4%	12.5x	1.3x	BXPHARMA	81,460	2.1%	98.1	20.4x	2.3x
Cement	1,487	1,425	+61.82	+4.34%	7	87,314	2.2%	95.6	4.4%	23.4x	2.1x	BERGERPBL	77,711	2.0%	17.2	31.5x	8.0x
Services & Real Estate	1,044	1,021	+23.57	+2.31%	8	40,578	1.0%	36.8	1.7%	NM	0.9x	ICB	67,527	1.7%	1.1	25.0x	1.5x
Engineering	4,195	4,079	+116.33	+2.85%	42	512,150	13.0%	86.0	4.0%	32.0x	2.5x	MARICO	64,288	1.6%	4.1	21.4x	38.3x
Food & Allied	20,618	20,380	+237.96	+1.17%	20	373,059	9.5%	130.9	6.1%	33.9x	3.3x	BEXIMCO	63,358	1.6%	328.9	NM	1.0x
IT	2,019	1,968	+51.41	+2.61%	11	23,974	0.6%	13.2	0.6%	23.9x	1.8x	LHBL	54,236	1.4%	86.2	23.0x	3.1x
Textile	984	979	+5.31	+0.54%	56	102,721	2.6%	29.0	1.3%	NM	0.7x	BRACBANK	50,516	1.3%	22.2	11.9x	1.1x
Paper & Printing	5,234	5,191	+43.19	+0.83%	4	14,744	0.4%	2.9	0.1%	58.5x	1.0x	SUMITPOWER	45,812	1.2%	35.9	8.3x	1.3x
Tannery	1,653	1,649	+4.26	+0.26%	6	18,044	0.5%	4.1	0.2%	NM	1.7x	ISLAMIBANK	45,241	1.2%	3.7	8.0x	0.7x
Jute	8,246	8,073	+173.07	+2.14%	3	2,033	0.1%	1.6	0.1%	NM	13.0x	OLYMPIC	33,170	0.8%	2.7	16.2x	4.0x
Ceramics	449	436	+12.92	+2.96%	5	22,803	0.6%	28.0	1.3%	57.8x	1.5x	UNILEVERCL	32,529	0.8%	1.4	61.5x	21.9x
Miscellaneous	3,312	3,215	+97.39	+3.03%	13	163,659	4.2%	373.3	17.3%	49.8x	1.8x	DUTCHBANGL	31,295	0.8%	1.2	5.7x	1.0x
												TITASGAS	31,259	0.8%	1.8	9.2x	0.5x

Top Ten Gainers	Close Price (BDT)	Δ%	Turnover (BDT Mn)	PE	PB
APOLOISPAT	5.6	+9.8%	3.1	NM	0.3x
KEYACOSMET	5.8	+9.4%	12.1	NM	0.5x
EMERALDOIL	14.4	+9.1%	3.0	NM	0.9x
SUNLIFEINS	20.5	+9.0%	0.0	NM	NM
ZEALBANGLA	117.8	+8.8%	0.0	NM	NM
ACIFORMULA	114.2	+7.9%	0.4	49.0x	2.1x
VAMLRBBF	6.9	+7.8%	0.7	NM	0.7x
CAPMIBLMF	16.7	+7.7%	8.3	NM	1.9x
BIFC	4.2	+7.7%	0.0	NM	NM
AMANFEED	28.9	+7.4%	3.4	10.3x	0.8x

Top Twenty Free Float Mcap	Free Float Mcap (BDT Mn)	% of Total Free Float Mcap	PE	PB
SQURPHARMA	111,941	8.2%	12.0x	2.1x
BATBC	75,200	5.5%	26.1x	2.8x
BXPHARMA	56,875	4.1%	20.4x	2.3x
RENATA	54,844	4.0%	25.4x	4.9x
BEXIMCO	44,002	3.2%	NM	1.0x
GP	43,169	3.1%	12.1x	10.2x
BRACBANK	27,155	2.0%	11.9x	1.1x
ROBI	22,410	1.6%	NM	3.4x
ISLAMIBANK	22,024	1.6%	8.0x	0.7x
EBL	20,688	1.5%	6.4x	1.1x
OLYMPIC	20,121	1.5%	16.2x	4.0x
LHBL	19,156	1.4%	23.0x	3.1x
SUMITPOWER	16,854	1.2%	8.3x	1.3x
BEACONPHAR	16,848	1.2%	39.9x	5.0x
PUBALIBANK	16,767	1.2%	10.3x	0.7x
CITYBANK	16,714	1.2%	5.7x	0.8x
NBL	15,237	1.1%	6.2x	0.4x
UPGDCL	15,200	1.1%	18.7x	5.5x
ALARABANK	13,309	1.0%	6.3x	1.0x
NATLIFEINS	11,213	0.8%	NM	NM

Most Traded Share	Close Price (BDT)	Δ%	Turnover (BDT Mn)	PE	PB
BEXIMCO	72.3	+5.5%	328.9	NM	1.0x
ROBI	43.0	+6.2%	179.8	NM	3.4x
BXPHARMA	182.6	+4.9%	98.1	20.4x	2.3x
LHBL	46.7	+6.4%	86.2	23.0x	3.1x
ASIAPACINS	57.8	-0.2%	71.2	31.8x	2.8x
BATBC	526.5	+0.5%	62.8	26.1x	2.8x
SQURPHARMA	193.0	+0.1%	62.0	12.0x	2.1x
GP	319.7	+0.2%	60.1	12.1x	10.2x
BNICL	79.4	+6.9%	56.3	25.1x	4.0x
PROVATIINS	95.4	+0.4%	51.1	30.8x	4.5x

Top Ten Losers	Close Price (BDT)	Δ%	Turnover (BDT Mn)	PE	PB
RELIANCINS	49.1	-8.6%	2.9	7.9x	0.9x
SHAHJABANK	19.6	-6.5%	10.0	10.7x	1.1x
ENVOYTEX	21.3	-5.8%	0.0	25.1x	0.6x
UNITEDINS	38.5	-3.8%	3.6	16.5x	1.1x
ICB3RDNRB	5.4	-1.8%	0.3	NM	1.0x
STANDBANKL	8.1	-1.2%	0.9	6.9x	0.5x
PRIMELIFE	47.6	-1.0%	0.1	NM	NM
SQUARETEXT	30.0	-1.0%	0.4	NM	0.8x
SEBL1STMF	12.3	-0.8%	0.0	NM	1.2x
SIBL	12.4	-0.8%	0.5	7.3x	0.6x

Block Trade	Maximum Price (BDT)	Minimum Price (BDT)	Turnover (BDT Mn)	Quantity ('000)	No. of
BEACONPHAR	100.3	100.0	30.5	305	2
BERGERPBL	1,656.4	1,656.4	19.9	12	4
BEXIMCO	70.2	70.2	0.5	7	1
BNICL	76.0	76.0	0.6	8	1
BRACBANK	38.3	38.3	7.7	202	1
DUTCHBANGL	58.5	58.5	30.5	522	3
EBL	36.6	36.6	26.9	735	1
MARICO	2,040.9	2,040.0	27.6	14	4
PROVATIINS	95.0	92.0	40.0	429	6
PTL	49.5	49.5	0.9	17	1

Block Trade	Maximum Price (BDT)	Minimum Price (BDT)	Turnover (BDT Mn)	Quantity ('000)	No. of Trade
RINGSHINE	5.8	5.8	0.7	115	1
SAMATALETH	109.5	109.5	0.7	6	1
SAMORITA	60.6	60.6	0.6	9	1
UTTARABANK	24.4	24.4	26.8	1,100	1
Total			213.9		28

Important DSE News
SUMITPOWER

The company has informed that Power Purchase Agreement (PPA) of Summit Narayanganj Power Plant Unit 1 of Summit Power Limited has expired on 31 March 2021. The Company has informed that they have already applied for extension of the project for another 5 (five) years' term. The company has also informed that The Power Development Board of Bangladesh has filed a petition to the Appellate division of Supreme court of Bangladesh and the Court has ordered that "The contract between the parties shall be deemed to have been extended till all litigations are over".

Reference to the news disseminated by DSE on today i.e. 05.04.2021, it was observed from the letter of Bangladesh Power Development Board (which is provided by the company) that Summit Narayanganj Power Plant Unit 1 (Madanganj102 MW) of Summit Power Limited is in complete shutdown condition from April 01, 2021.

CNW

Trading of the shares of Index Agro Industries Limited will commence at DSE from April 07, 2021 under 'N' category. DSE Trading Code for Index Agro Industries Limited is "INDEXAGRO" and DSE Company Code is 99643.

BXSYNTH

BSEC News: Referring to the earlier news disseminated on 21.03.2021 regarding Suspension of trading of the shares of BXSYNTH as per BSEC Directive, the trading of the shares has been further suspended for 15 days effective from April 06, 2021 as per BSEC Directive No. BSEC/SRMIC/174-2020/52 dated September 07, 2020 under Section 9(7) of the Securities and Exchange Ordinance, 1969 (Ordinance No. XVII of 1969) subject to the compliance of Section 9(8) of this Ordinance.

EXCH

BSEC NEWS: New Trading Hours of DSE: This is to inform all concerned that for the best interest of the investors in this pandemic situation, DSE trading period will be continuous session from: 10:00 AM to 12:00 PM and Post-Closing session from: 12:00 PM to 12:10 PM with effect from today i.e. 05.04.2021 until further instruction of BSEC.

ICBIBANK

The auditor of the ICB Islamic Bank Limited has given the "Emphasis of Matter" paragraph in the Auditor's Report for the year ended on 31 December 2020. Emphasis of Matter: We draw attention to Note 3.1(xv) of the financial statements, which describes matters related to implementation of IFRS 16 Leases including preliminary assessment of its impact as assessed by management. Our opinion is not modified in respect of this matter.

Upcoming Corporate Events

DSE Ticker	Right Share	Dividend		Event	Date
		Stock	Cash		
LANKABAFIN	-	0.0%	12.0%	Record Date	05-Apr-21
MERCANBANK	-	5.0%	10.0%	Record Date	05-Apr-21
AGRANINS	-	5.0%	5.0%	Record Date	06-Apr-21
GHAIL	-	0.0%	2.0%	Record Date	08-Apr-21
BANKASIA	-	0.0%	10.0%	Record Date	08-Apr-21
UNITEDFIN	-	0.0%	10.0%	Record Date	11-Apr-21
PREMIERBAN	-	7.5%	12.5%	Record Date	12-Apr-21

Disclaimer: This report has been prepared by BRAC EPL Stock Brokerage Ltd and is provided for information purposes. It is not, under any circumstances, to be used or considered as an offer to sell, or a solicitation of any offer to buy. Reasonable care has been taken to ensure that the information is not untrue and misleading. BRAC EPL Stock Brokerage Ltd makes no representation or warranty as to the accuracy or completeness of such information. All opinions and estimates included in this report constitute our judgment as of this date and are subject to change without notice.