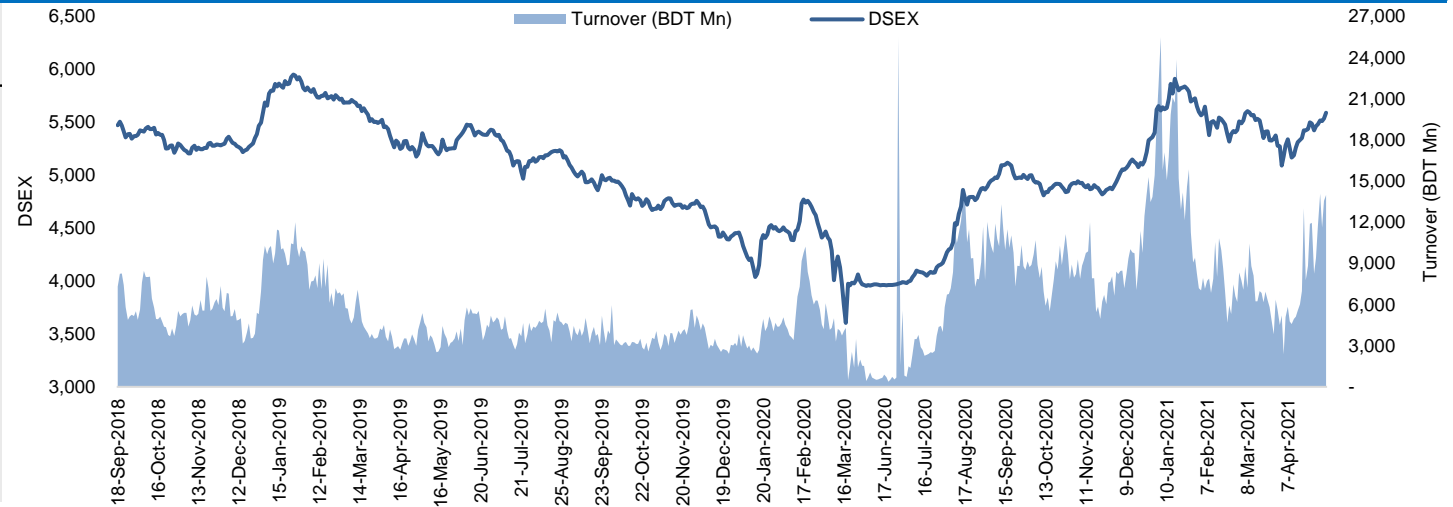


Daily Market Update

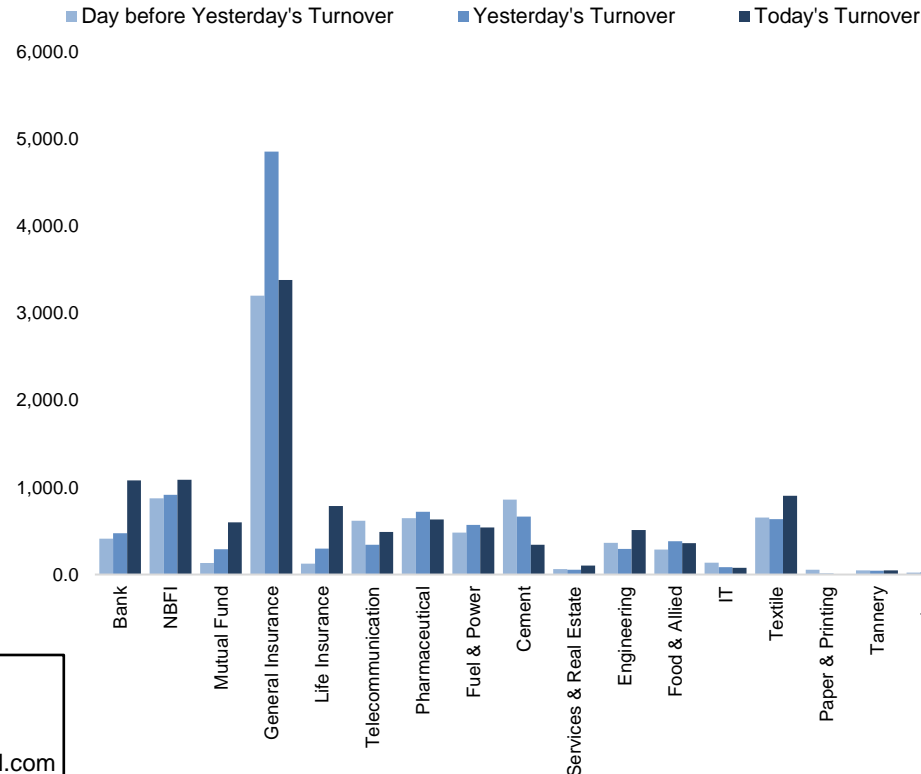
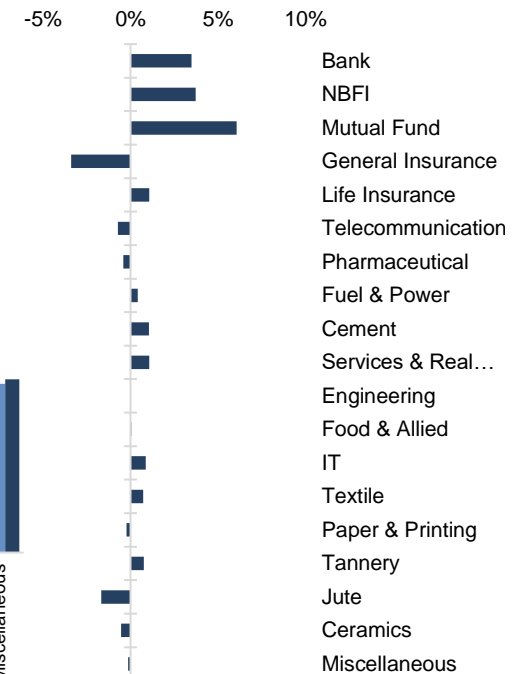
The market closed in green today. The benchmark index DSEX (+0.96%) gained 53.35 points and closed at 5,588.83. The blue-chip index DS30 (+0.63%), the Shariah-based index DSES (+0.06%), and the large-cap index CDSET (+0.67%) closed at 2,132.11, 1,249.93, and 1,185.21 points, respectively. All the large-cap sectors posted positive performance today except Pharmaceutical (-0.40%), and Telecommunication (-0.71%). NBF1 booked the highest gain of 3.73% followed by Bank (+3.49%), Fuel & Power (+0.42%), Food & Allied (+0.06%), and Engineering (+0.02%), respectively. Block trades contributed 6.9% of the overall market turnover. Bangladesh Export Import Company Ltd. (-1.1%) was the most traded share with a turnover of BDT 1,483 million.



Index	Closing	Opening	Point Δ	%Δ	YTD %Δ
DSEX	5,588.83	5,535.48	+53.35	+0.96%	+3.5%
DS30	2,132.11	2,118.72	+13.39	+0.63%	+8.6%
DSES	1,249.93	1,249.24	+0.69	+0.06%	+0.6%
CDSET	1,185.21	1,177.32	+7.89	+0.67%	+5.5%

	Advanced	Declined	Unchanged	Total
All Category	204	101	54	359
A Category (Equity)	149	77	37	263
B Category (Equity)	32	13	11	56
N Category (Equity)	7	4	0	11
Z Category (Equity)	16	7	6	29
Mutual Funds	37	0	0	37
Corporate Bonds	1	0	0	1

	Today	Last Day	Daily %Δ	
Mcap	Mn BDT	4,755,454	4,733,266	
	Mn USD	55,973	55,712	+0.5%
Turnover	Mn BDT	13,985	13,561	+3.1%
	Mn USD	165	160	
Volume	Mn Shares	453	359	+26.2%
No. of Trade		199,679	188,917	+5.7%

Figure: Sectorial Turnover (BDT Mn)

Figure: Sectorial Mcap Change


Market PE 18.9x
 Market PB 1.8x

Md. Rafiqul Islam Research Associate (880) 1708805229 mrafiqulislam@bracepl.com	Md Mahirul Quddus Research Associate (880) 1709636546 mmahirul.quddus@bracepl.com
---	---

Sector Index	Closing	Opening	Points Δ	%Δ	No. of Companies	Mcap (BDT Mn)	% of Total Mcap	Turnover (BDT Mn)	% of Total Turnover	PE	PB	Top Twenty Market Cap	Mcap (BDT Mn)	% of Total Mcap	Turnover (BDT Mn)	PE	PB
Bank	1,334	1,289	+45.02	+3.49%	31	576,446	13.8%	1,079.9	8.3%	7.6x	0.7x	GP	451,945	10.8%	87.4	12.7x	10.7x
NBFI	1,875	1,807	+67.45	+3.73%	23	184,153	4.4%	1,086.1	8.3%	72.0x	3.0x	WALTONHIL	355,971	8.5%	36.6	46.6x	6.7x
Mutual Fund	941	887	+53.71	+6.06%	37	42,447	1.0%	597.9	4.6%	NM	0.8x	BATBC	279,720	6.7%	216.0	25.7x	2.7x
General Insurance	4,510	4,668	-158.26	-3.39%	38	116,651	2.8%	3,380.6	26.0%	22.9x	2.2x	ROBI	238,850	5.7%	341.4	NM	3.6x
Life Insurance	2,237	2,213	+23.87	+1.08%	12	61,144	1.5%	786.5	6.0%	NM	NM	SQURPHARMA	185,002	4.4%	95.7	13.0x	2.3x
Telecommunication	6,118	6,162	-43.99	-0.71%	3	718,763	17.2%	490.2	3.8%	18.9x	6.2x	UPGDCL	161,851	3.9%	51.5	16.8x	5.3x
Pharmaceutical	3,348	3,361	-13.52	-0.40%	31	609,930	14.6%	631.8	4.9%	20.9x	2.5x	RENATA	124,646	3.0%	27.5	27.1x	5.1x
Fuel & Power	1,672	1,665	+7.03	+0.42%	22	447,181	10.7%	541.5	4.2%	12.7x	1.4x	BXPBARMA	81,862	2.0%	171.2	17.9x	2.3x
Cement	1,913	1,893	+20.12	+1.06%	7	112,325	2.7%	342.5	2.6%	23.7x	2.6x	BERGERPBL	80,716	1.9%	38.7	32.7x	8.3x
Services & Real Estate	1,032	1,021	+10.90	+1.07%	8	40,100	1.0%	101.2	0.8%	NM	0.8x	ICB	77,278	1.9%	8.3	37.3x	1.7x
Engineering	4,290	4,290	+0.68	+0.02%	42	523,716	12.5%	511.5	3.9%	34.2x	2.5x	BEXIMCO	76,064	1.8%	1,483.0	NM	1.2x
Food & Allied	20,419	20,408	+11.56	+0.06%	20	369,460	8.8%	360.7	2.8%	33.3x	3.3x	LHBL	69,218	1.7%	247.1	24.1x	3.8x
IT	2,191	2,172	+18.87	+0.87%	11	26,009	0.6%	78.7	0.6%	27.2x	1.9x	MARICO	65,391	1.6%	7.2	21.0x	40.0x
Textile	974	967	+6.95	+0.72%	56	101,584	2.4%	902.1	6.9%	NM	0.7x	BRACBANK	61,395	1.5%	96.0	13.9x	1.3x
Paper & Printing	5,043	5,055	-11.36	-0.22%	4	14,206	0.3%	5.3	0.0%	48.0x	1.0x	SUMITPOWER	47,093	1.1%	152.3	8.4x	1.3x
Tannery	1,707	1,695	+12.77	+0.75%	6	18,632	0.4%	47.1	0.4%	NM	1.8x	ISLAMIBANK	45,885	1.1%	9.5	9.5x	0.7x
Jute	8,870	9,022	-151.38	-1.68%	3	2,187	0.1%	12.4	0.1%	NM	14.0x	UNILEVERCL	33,555	0.8%	6.1	71.1x	22.6x
Ceramics	517	520	-2.83	-0.54%	5	26,234	0.6%	74.2	0.6%	NM	1.7x	OLYMPIC	33,430	0.8%	25.6	16.1x	3.8x
Miscellaneous	3,646	3,651	-4.74	-0.13%	14	183,914	4.4%	1,987.0	15.3%	60.0x	1.8x	TITASGAS	32,644	0.8%	11.8	9.0x	0.5x
												EBL	32,147	0.8%	0.0	7.7x	1.1x

Top Ten Gainers	Close Price (BDT)	Δ%	Turnover (BDT Mn)	PE	PB
METROSPIN	11.0	+10.0%	59.6	65.3x	0.8x
SEMILLECMF	9.9	+10.0%	23.1	NM	1.1x
1STPRIMFMF	20.0	+9.9%	30.7	NM	1.9x
DELTASPINN	7.8	+9.9%	32.1	20.3x	0.6x
PADMALIFE	26.8	+9.8%	7.1	NM	NM
ORIONPHARM	51.4	+9.8%	121.3	18.9x	0.7x
NFML	30.2	+9.8%	389.4	56.5x	2.3x
NRBCBANK	13.6	+9.7%	159.5	5.7x	0.8x
PRIMEFIN	11.5	+9.5%	25.6	82.4x	1.3x
SEMLFBSLGF	9.3	+9.4%	19.3	NM	0.9x

Top Twenty Free Float Mcap	Free Float Mcap (BDT Mn)	% of Total Free Float Mcap	PE	PB
SQURPHARMA	121,047	8.2%	13.0x	2.3x
BATBC	73,986	5.0%	25.7x	2.7x
RENATA	60,852	4.1%	27.1x	5.1x
BXPBARMA	57,156	3.9%	17.9x	2.3x
BEXIMCO	52,827	3.6%	NM	1.2x
GP	45,195	3.1%	12.7x	10.7x
BRACBANK	33,006	2.2%	13.9x	1.3x
LHBL	24,448	1.7%	24.1x	3.8x
ROBI	23,766	1.6%	NM	3.6x
EBL	22,445	1.5%	7.7x	1.1x
ISLAMIBANK	22,337	1.5%	9.5x	0.7x
BEACONPHAR	20,551	1.4%	48.7x	6.1x
OLYMPIC	20,279	1.4%	16.1x	3.8x
PUBALIBANK	18,246	1.2%	7.2x	0.7x
CITYBANK	18,051	1.2%	6.2x	0.9x
SUMITPOWER	17,326	1.2%	8.4x	1.3x
UPGDCL	16,185	1.1%	16.8x	5.3x
NBL	15,237	1.0%	6.2x	0.4x
ALARABANK	13,433	0.9%	6.4x	1.0x
LANKABAFIN	12,888	0.9%	27.3x	2.0x

Most Traded Share	Close Price (BDT)	Δ%	Turnover (BDT Mn)	PE	PB
BEXIMCO	86.8	-1.1%	1,483.0	NM	1.2x
LANKABAFIN	36.0	+3.7%	551.7	27.3x	2.0x
NFML	30.2	+9.8%	389.4	56.5x	2.3x
ROBI	45.6	-0.9%	341.4	NM	3.6x
PIONEERINS	86.1	-0.7%	321.1	11.6x	1.8x
SANDHANINS	33.4	+8.1%	292.4	NM	NM
BDFINANCE	34.3	-0.3%	283.7	18.2x	2.0x
MAKSONSPIN	14.6	+6.6%	278.7	NM	0.8x
RUPALILIFE	69.6	+9.1%	271.6	NM	NM
LHBL	59.6	+1.4%	247.1	24.1x	3.8x

Top Ten Losers	Close Price (BDT)	Δ%	Turnover (BDT Mn)	PE	PB
DHAKAINS	79.3	-7.9%	110.8	32.8x	4.0x
AGRANINS	62.6	-6.8%	137.2	38.2x	3.6x
PHENIXINS	54.4	-6.2%	97.0	26.6x	1.5x
SONARBAINS	76.0	-6.1%	187.8	35.5x	3.7x
CRYSTALINS	53.1	-5.9%	80.2	11.0x	2.5x
SHYAMPSUG	52.8	-5.7%	0.3	NM	NM
NITOLINS	63.2	-5.5%	128.6	22.3x	2.3x
BNICL	127.2	-5.5%	42.6	45.9x	6.0x
TAKAFULINS	60.6	-5.5%	28.5	33.3x	3.3x
CITYGENINS	37.8	-5.3%	138.9	17.2x	2.2x

Block Trade	Maximum Price (BDT)	Minimum Price (BDT)	Turnover (BDT Mn)	Quantity ('000)	No. of
AGRANINS	68.0	60.5	1.6	25	2
AMANFEED	31.2	31.2	0.7	21	1
ASIAINS	110.0	110.0	3.3	30	1
BEACHHATCH	11.6	11.6	0.5	45	1
BEXIMCO	92.5	86.6	87.8	1,013	3
BGIC	54.9	54.9	0.5	10	1
CAPMIBLMF	22.0	22.0	0.9	41	1
CITYGENINS	42.9	42.9	0.6	15	1
CVOPRL	105.0	105.0	0.6	6	1
EASTERNINS	140.0	125.1	82.8	595	4

Block Trade	Maximum Price (BDT)	Minimum Price (BDT)	Turnover (BDT Mn)	Quantity ('000)	No. of Trade
GENEXIL	50.2	50.0	1.7	34	3
INDEXAGRO	62.7	62.7	0.8	12	1
KOHINOOR	462.0	462.0	0.6	1	1
LRGLOBMF1	6.6	6.6	5.0	750	2
MARICO	2,083.0	2,083.0	31.2	15	4
MONNOCERA	128.0	128.0	0.5	4	1
NFML	29.0	27.0	9.0	327	4
NPOLYMAR	51.0	51.0	1.5	30	2
NRBCBANK	13.1	13.1	6.8	520	1
ORIONPHARM	47.0	47.0	3.3	70	1
PARAMOUNT	103.0	100.0	4.0	40	2
PIONEERINS	92.0	92.0	20.6	224	1
POPULARLIF	70.5	70.5	0.5	7	1
POWERGRID	46.5	46.5	0.7	14	1
PRIMEBANK	17.4	17.4	2.9	166	3
PRIMELIFE	57.0	57.0	2.9	50	1
PROGRESLIF	103.2	92.9	23.0	226	6
PROVATIINS	168.0	160.0	597.1	3,572	20
RUPALILIFE	69.0	66.1	6.1	90	4
SEAPEARL	77.1	71.2	1.9	25	3
SEMLFBSLGF	8.4	8.4	0.8	100	1
SQURPHARMA	209.5	209.5	6.3	30	1
SSSTEEL	19.5	17.8	24.8	1,367	4
STANDARINS	54.0	53.5	1.4	26	2
TRUSTBANK	30.6	30.6	33.7	1,100	2
UTTARABANK	22.0	20.4	1.6	75	2
Total			967.9		90

Important DSE News
MTB

The Board of Directors has recommended 10% stock dividend for the year ended on December 31, 2020. Date of AGM: 24.06.2021, Time: 11:30 AM. Venue: Virtual Meeting using Digital Platform. Record date: 31.05.2021. The Company has also reported Consolidated EPS of Tk. 1.31, Consolidated NAV per share of Tk. 23.03 and Consolidated NOCFPS of Tk. (0.11) for the year ended on December 31, 2020 as against Tk. 1.81, Tk. 22.05 and Tk. 12.02 respectively for the same period of the previous year. Dividend Declaration (Additional Information): The Company has further informed that reasons for declaration of stock dividend: i) Stock dividend (bonus shares) has been declared to strengthen Tier-I capital base as per the requirement of Basel III for the coming year. ii) Stock dividend (bonus shares) has been declared out of the accumulated profit iii) Stock dividend (bonus shares) has not been declared from out of the capital reserve or revaluation reserve or any unrealized gain or out of the profit earned prior to incorporation of the Company or through reducing paid up capital or through doing anything so that the post-dividend retained earnings become negative or a debit balance.

Consolidated EPS was Tk. 0.81 for January-March 2021 as against Tk. 0.72 for January-March 2020. Consolidated NOCFPS was Tk. (1.68) for January-March 2021 as against Tk. (5.71) for January-March 2020. Consolidated NAV per share was Tk. 23.99 as on March 31, 2021 and Tk. 23.03 as on December 31, 2020.

HAKKANIPUL

(Q3 Un-audited): EPS was Tk. (0.43) for January-March 2021 as against Tk. (0.34) for January-March 2020; EPS was Tk. (0.87) for July 2020-March 2021 as against Tk. (0.82) for July 2019-March 2020. NOCFPS was Tk. 2.00 for July 2020-March 2021 as against Tk. (2.52) for July 2019-March 2020. NAV per share (with Revaluation surplus) was Tk. 25.17 as on 31.03.2021 and Tk. 25.82 as on 30.06.2020 and NAV per share (without Revaluation surplus) was Tk. 10.93 as on 31.03.2021 and Tk. 11.19 as on 30.06.2020.

HEIDELBCEM

Refer to their earlier news disseminated by DSE on 22.02.2021 regarding EGM for Amalgamation with two Companies, the Company has further informed that the shareholders of the Company in the 9th EGM held on May 02, 2021 have approved and vote for the Scheme of amalgamation of Emirates Cement Bangladesh Limited and Emirates Power Company Limited (Transferor Companies) with Heidelberg Cement Bangladesh Limited (Transferee Company) and of undertaking of the Transferor Company to the Transferee Company (the Scheme) be and is hereby approved and subject to compliance with the conditions as provided in the Scheme, sanction of the Scheme by the High Court Division of the Supreme Court of Bangladesh in accordance with the provisions of Sections 228 and 229 of the Companies Act, 1994, and approval of the Scheme by the shareholders and creditors of both Transferee Company and the Transferor Companies in accordance with the law in similar manner, Emirates Cement Bangladesh Limited and Emirates Power Company Limited be amalgamated with Heidelberg Cement Bangladesh Limited upon the terms of the Scheme.

Upcoming Corporate Events

DSE Ticker	Right Share	Dividend		Event	Date
		Stock	Cash		
PUBALIBANK	-	0.0%	12.5%	Record Date	09-May-21
ONEBANKLTD	-	5.5%	6.0%	Record Date	11-May-21
ICBIBANK	-	0.0%	0.0%	Record Date	12-May-21
CRYSTALINS	-	0.0%	10.0%	Record Date	17-May-21
ABBANK	-	5.0%	0.0%	Record Date	19-May-21
BNICL	-	0.0%	15.0%	Record Date	19-May-21
CONTININS	-	4.0%	6.0%	Record Date	20-May-21
ISLAMIBANK	-	0.0%	10.0%	Record Date	20-May-21
NITOLINS	-	0.0%	10.0%	Record Date	24-May-21

Disclaimer: This report has been prepared by BRAC EPL Stock Brokerage Ltd and is provided for information purposes. It is not, under any circumstances, to be used or considered as an offer to sell, or a solicitation of any offer to buy. Reasonable care has been taken to ensure that the information is not untrue and misleading. BRAC EPL Stock Brokerage Ltd makes no representation or warranty as to the accuracy or completeness of such information. All opinions and estimates included in this report constitute our judgment as of this date and are subject to change without notice.