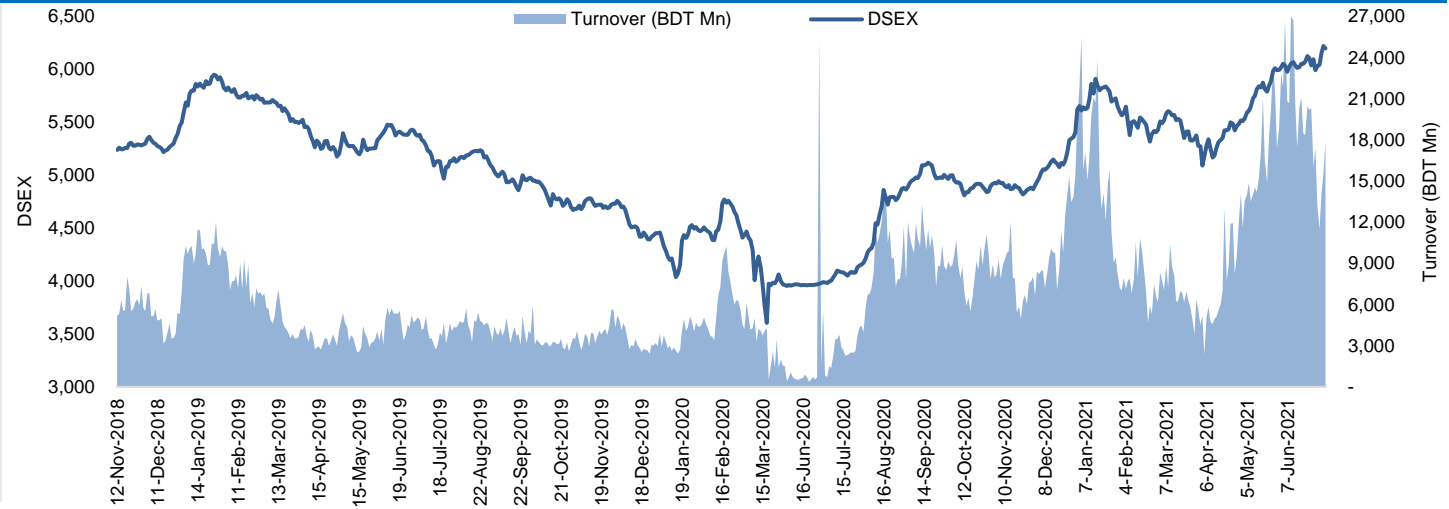


## Daily Market Update

The market closed in red today. The benchmark index DSEX (-0.38%) lost 23.37 points and closed at 6,196.57. The blue-chip index DS30 (+0.18%), the Shariah-based index DSES (-0.15%), and the large-cap index CDSET (-0.08%) closed at 2,229.05, 1,324.73, and 1,238.25 points, respectively. All the large-cap sectors posted negative performance today. Bank experienced the highest loss of 1.24% followed by Food & Allied (-0.93%), Engineering (-0.83%), Telecommunication (-0.21%), Fuel & Power (-0.04%), Pharmaceutical (-0.01%), and NBF1 (+2.95%), respectively. Block trades contributed 0.4% of the overall market turnover. Bangladesh Export Import Company Ltd. (+2.4%) was the most traded share with a turnover of BDT 973 Million.



Index	Closing	Opening	Point Δ	%Δ	YTD %Δ
DSEX	6,196.57	6,219.94	-23.37	-0.38%	+14.7%
DS30	2,229.05	2,225.12	+3.93	+0.18%	+13.5%
DSES	1,324.73	1,326.72	-2.00	-0.15%	+6.7%
CDSET	1,238.25	1,239.25	-1.00	-0.08%	+10.3%

	Advanced	Declined	Unchanged	Total
All Category	142	224	8	374
A Category (Equity)	102	161	8	271
B Category (Equity)	22	37	0	59
N Category (Equity)	1	11	0	12
Z Category (Equity)	17	15	0	32
Mutual Funds	33	1	2	36
Corporate Bonds	1	0	0	1

	Today	Last Day	Daily %Δ	
Mcap	Mn BDT	5,159,127	5,173,985	
	Mn USD	60,724	60,899	-0.3%
Turnover	Mn BDT	17,897	15,515	+15.4%
	Mn USD	211	183	
Volume	Mn Shares	752	631	+19.0%
No. of Trade		276,089	245,511	+12.5%

Figure: Sectorial Turnover (BDT Mn)

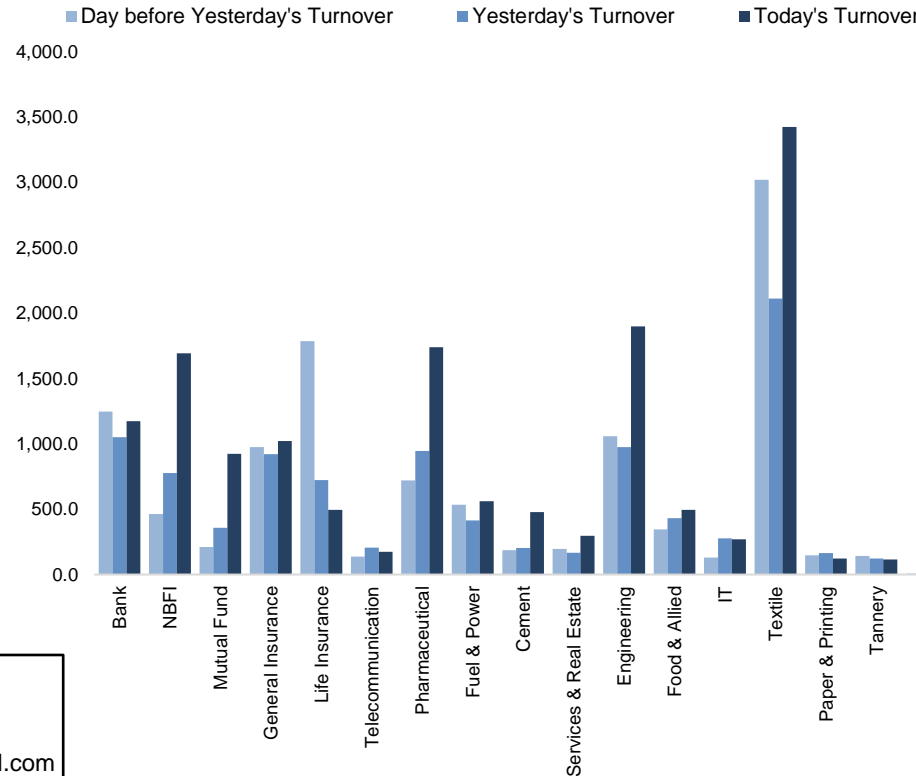
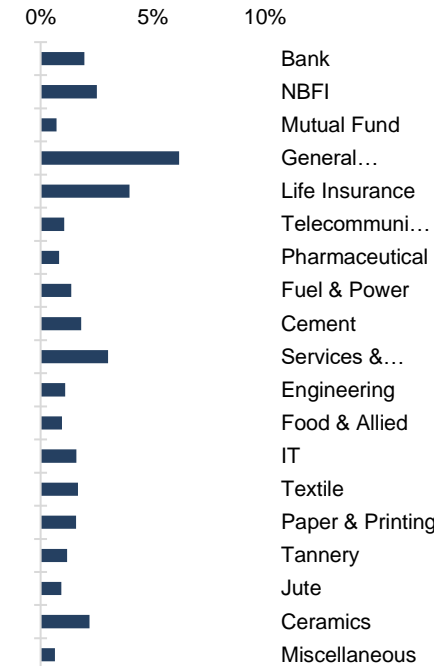


Figure: Sectorial Mcap Change



Market PE 19.4x  
Market PB 1.9x

<b>Anika Mafiz</b> Research Analyst (880) 1708805206 anika.mafiz@bracepl.com	<b>Md Mahirul Quddus</b> Research Associate (880) 1709636546 mmahirul.quddus@bracepl.com
---	---

Sector Index	Closing	Opening	Points Δ	%Δ	No. of Companies	Mcap (BDT Mn)	% of Total Mcap	Turnover (BDT Mn)	% of Total Turnover	PE	PB	Top Twenty Market Cap	Mcap (BDT Mn)	% of Total Mcap	Turnover (BDT Mn)	PE	PB
Bank	1,554	1,524	+29.81	+1.96%	31	670,979	14.7%	1,172.9	6.9%	8.9x	0.8x	GP	469,769	10.3%	40.2	13.3x	7.7x
NBFI	2,146	2,094	+52.42	+2.50%	23	221,321	4.8%	1,692.0	10.0%	48.2x	3.5x	WALTONHIL	403,228	8.8%	19.8	40.4x	7.1x
Mutual Fund	1,024	1,017	+7.18	+0.71%	37	49,228	1.1%	922.0	5.4%	NM	1.0x	BATBC	291,816	6.4%	188.2	24.9x	7.7x
General Insurance	5,613	5,287	+326.16	+6.17%	38	138,572	3.0%	1,020.5	6.0%	25.8x	2.6x	ROBI	227,850	5.0%	111.2	NM	3.4x
Life Insurance	2,829	2,721	+107.91	+3.97%	13	75,481	1.6%	494.8	2.9%	NM	NM	SQURPHARMA	193,158	4.2%	125.8	13.3x	2.3x
Telecommunication	6,219	6,154	+64.91	+1.05%	3	725,967	15.9%	172.8	1.0%	18.7x	5.4x	UPGDCL	158,315	3.5%	39.3	16.4x	5.2x
Pharmaceutical	3,484	3,455	+28.65	+0.83%	31	639,877	14.0%	1,738.7	10.3%	21.0x	2.6x	RENATA	127,881	2.8%	7.1	27.8x	5.3x
Fuel & Power	1,700	1,677	+22.93	+1.37%	22	452,913	9.9%	560.5	3.3%	12.3x	1.4x	ICB	99,196	2.2%	50.2	47.9x	2.2x
Cement	2,033	1,997	+36.14	+1.81%	7	120,733	2.6%	477.8	2.8%	21.2x	2.6x	BERGERPBL	81,968	1.8%	7.7	33.2x	8.4x
Services & Real Estate	1,054	1,024	+30.72	+3.00%	8	41,146	0.9%	296.3	1.7%	NM	0.9x	BEXIMCO	81,828	1.8%	973.1	22.5x	1.3x
Engineering	4,927	4,874	+53.13	+1.09%	42	600,813	13.1%	1,896.7	11.2%	29.8x	2.8x	BXPBARMA	79,408	1.7%	105.2	17.4x	2.2x
Food & Allied	21,318	21,117	+201.46	+0.95%	20	386,615	8.5%	494.7	2.9%	32.9x	8.1x	BRACBANK	72,254	1.6%	45.0	14.9x	1.4x
IT	2,685	2,643	+42.00	+1.59%	11	32,849	0.7%	269.0	1.6%	30.4x	2.3x	LHBL	70,728	1.5%	398.8	24.7x	3.9x
Textile	1,396	1,373	+22.85	+1.66%	58	154,560	3.4%	3,422.9	20.2%	NM	1.0x	MARICO	69,839	1.5%	4.1	22.5x	42.7x
Paper & Printing	5,268	5,186	+81.73	+1.58%	6	15,228	0.3%	121.4	0.7%	40.9x	1.0x	DUTCHBANGL	47,740	1.0%	97.5	8.4x	1.4x
Tannery	1,985	1,962	+23.03	+1.17%	6	21,701	0.5%	115.8	0.7%	NM	2.2x	SUMITPOWER	46,773	1.0%	46.2	8.3x	1.3x
Jute	8,045	7,971	+73.75	+0.93%	3	1,953	0.0%	10.1	0.1%	NM	14.2x	ISLAMIBANK	46,368	1.0%	6.7	9.6x	0.7x
Ceramics	525	514	+11.21	+2.18%	5	26,516	0.6%	136.6	0.8%	56.8x	1.8x	TITASGAS	35,315	0.8%	12.4	9.8x	0.5x
Miscellaneous	3,881	3,857	+24.79	+0.64%	14	198,310	4.3%	1,918.7	11.3%	29.7x	2.0x	OLYMPIC	34,050	0.7%	32.8	16.4x	3.9x
												UNILEVERCL	33,526	0.7%	4.6	71.1x	22.6x

Top Ten Gainers	Close Price (BDT)	Δ%	Turnover (BDT Mn)	PE	PB
FAREASTFIN	5.5	+10.0%	5.1	NM	4.8x
PAPERPROC	72.0	+9.9%	0.1	NM	2.6x
SONALILIFE	13.3	+9.9%	0.0	NM	NM
FASFIN	7.8	+9.9%	44.0	NM	NM
GENNEXT	6.7	+9.8%	92.7	NM	0.6x
AMANFEED	60.3	+9.8%	484.6	22.6x	1.6x
TAMIJTEX	53.7	+9.8%	0.4	NM	0.7x
APOLOISPAT	10.1	+9.8%	323.9	NM	0.5x
PREMIERLEA	10.1	+9.8%	45.2	51.0x	0.5x
UNIONCAP	9.2	+9.5%	32.8	NM	2.2x

Top Twenty Free Float Mcap	Free Float Mcap (BDT Mn)	% of Total Free Float Mcap	PE	PB
SQURPHARMA	126,383	7.6%	13.3x	2.3x
BATBC	77,185	4.7%	24.9x	7.7x
RENATA	62,432	3.8%	27.8x	5.3x
BEXIMCO	56,830	3.4%	22.5x	1.3x
BXPBARMA	55,443	3.4%	17.4x	2.2x
GP	46,977	2.8%	13.3x	7.7x
BRACBANK	38,844	2.4%	14.9x	1.4x
LHBL	24,981	1.5%	24.7x	3.9x
EBL	23,110	1.4%	7.2x	0.9x
ROBI	22,671	1.4%	NM	3.4x
ISLAMIBANK	22,573	1.4%	9.6x	0.7x
BEACONPHAR	21,182	1.3%	30.0x	5.8x
OLYMPIC	20,654	1.2%	16.4x	3.9x
CITYBANK	19,269	1.2%	6.2x	0.9x
PUBALIBANK	17,823	1.1%	7.0x	0.7x
SUMITPOWER	17,208	1.0%	8.3x	1.3x
NBL	16,506	1.0%	7.7x	0.5x
UPGDCL	15,831	1.0%	16.4x	5.2x
PRIMEBANK	15,674	0.9%	9.0x	0.9x
ALARABANK	14,114	0.9%	10.6x	1.0x

Most Traded Share	Close Price (BDT)	Δ%	Turnover (BDT Mn)	PE	PB
BEXIMCO	91.1	+2.4%	973.1	22.5x	1.3x
LANKABAFIN	37.8	+5.3%	495.5	20.9x	2.1x
AMANFEED	60.3	+9.8%	484.6	22.6x	1.6x
KEYACOSMET	9.3	-1.1%	424.9	NM	0.7x
MLDYEING	33.8	+5.6%	422.6	62.3x	2.2x
LHBL	60.9	+2.9%	398.8	24.7x	3.9x
ALIF	13.4	+3.1%	334.6	26.3x	1.0x
APOLOISPAT	10.1	+9.8%	323.9	NM	0.5x
DELTALIFE	151.2	-1.4%	271.7	NM	NM
OAL	15.5	-4.9%	244.7	NM	1.1x

Top Ten Losers	Close Price (BDT)	Δ%	Turnover (BDT Mn)	PE	PB
MALEKSPIN	31.3	-7.1%	175.3	NM	0.7x
SONARGAON	24.8	-6.4%	14.7	NM	1.1x
DHAKAINS	81.4	-6.3%	36.7	33.7x	4.1x
METROSPIN	18.3	-6.2%	55.9	21.1x	1.2x
SONALIPAPR	219.8	-6.1%	39.6	55.8x	0.7x
PRAGATIINS	96.7	-6.0%	25.2	25.2x	1.9x
QUEENSOUTH	31.1	-5.8%	149.0	52.0x	2.0x
ARGONDENIM	26.6	-5.7%	66.6	30.9x	1.0x
JUTESPINN	113.4	-5.6%	1.0	NM	NM
AGRANINS	60.3	-5.5%	38.8	36.9x	3.3x

Block Trade	Maximum Price (BDT)	Minimum Price (BDT)	Turnover (BDT Mn)	Quantity ('000)	No. of
ABBANK	15.8	15.8	1.0	480	7.58
ACFL	47.0	47.0	1.0	200	9.4
ADVENT	25.3	25.3	1.0	110	2.78
AGRANINS	64.0	64.0	1.0	11	0.67
AIL	42.5	42.5	1.0	86	3.66
AMANFEED	56.0	56.0	1.0	11	0.62
BATBC	541.0	541.0	1.0	36	19.3
BEXIMCO	89.5	89.5	2.0	400	35.8
CRYSTALINS	64.7	55.4	4.0	64	3.95
DACCADYE	21.0	19.6	4.0	1,729	36.2

Block Trade	Maximum Price (BDT)	Minimum Price (BDT)	Turnover (BDT Mn)	Quantity ('000)	No. of Trade
DELTALIFE	146.0	145.3	2.0	30	4.366
EASTERNINS	120.6	120.6	1.0	13	1.568
EHL	57.5	57.5	1.0	15	0.863
EPGL	55.0	55.0	1.0	10	0.55
FORTUNE	47.0	47.0	1.0	1,030	48.41
GBBPOWER	32.2	32.2	2.0	500	16.1
GRAMEENS2	18.0	18.0	1.0	30	0.54
GREENDELT	127.0	127.0	1.0	50	6.35
HFL	22.0	22.0	1.0	70	1.54
IFIC	11.9	11.9	1.0	72	0.857
ILFSL	6.6	6.6	1.0	100	0.66
KEYACOSMET	10.3	10.3	1.0	150	1.545
LINDEBD	1,305.0	1,305.0	1.0	44	57.03
MAKSONSPIN	21.5	21.5	1.0	169	3.634
MALEKSPIN	34.3	34.3	1.0	200	6.86
MPETROLEUM	188.0	188.0	1.0	5	0.94
NBL	8.0	8.0	1.0	200	1.6
NRBCBANK	34.6	31.9	6.0	388	13.08
PF1STMF	11.9	11.8	2.0	150	1.78
PRIMEBANK	23.1	23.1	1.0	4,493	####
PROGRESLIF	127.4	127.4	1.0	6	0.76
PURABIGEN	49.1	49.1	1.0	15	0.74
RENATA	1,316.9	1,316.9	1.0	400	####
REPUBLIC	59.6	59.6	2.0	81	4.86
SAFKOSPINN	25.3	25.3	1.0	100	2.53
SALVOCHEM	33.9	33.9	1.0	71	2.41
SILCOPHL	27.5	26.1	3.0	324	8.74
SINGERBD	176.5	176.5	1.0	25	4.41
SKTRIMS	41.0	41.0	1.0	15	0.62
SONARBAINS	99.5	99.5	1.0	32	3.18
SONARGAON	29.1	29.1	1.0	31	0.92
SQURPHARMA	218.0	218.0	1.0	50	10.90
<b>Total</b>			<b>63.0</b>		<b>963</b>

## Important DSE News

**BXSYNTH**

BSEC News: Referring to the earlier news disseminated on 17.06.2021 regarding Suspension of trading of the shares of BXSYNTH as per BSEC Directive, the trading of the shares has been further suspended for 15 days effective from July 05, 2021 as per BSEC Directive No. BSEC/SRMIC/174-2020/52 dated September 07, 2020 under Section 9(7) of the Securities and Exchange Ordinance, 1969 (Ordinance No. XVII of 1969) subject to the compliance of Section 9(8) of this Ordinance.

## Upcoming Corporate Events

DSE Ticker	Right Share	Dividend		Event	Date
		Stock	Cash		
FEDERALINS	-	5.0%	5.0%	Record Date	07-Jul-21
TRUSTBANK	-	10.0%	10.0%	Record Date	07-Jul-21
DACCADYE	-	0.0%	1.0%	Record Date	12-Jul-21
RUPALIBANK	-	10.0%	0.0%	Record Date	14-Jul-21

**Disclaimer:** This report has been prepared by BRAC EPL Stock Brokerage Ltd and is provided for information purposes. It is not, under any circumstances, to be used or considered as an offer to sell, or a solicitation of any offer to buy. Reasonable care has been taken to ensure that the information is not untrue and misleading. BRAC EPL Stock Brokerage Ltd makes no representation or warranty as to the accuracy or completeness of such information. All opinions and estimates included in this report constitute our judgment as of this date and are subject to change without notice.