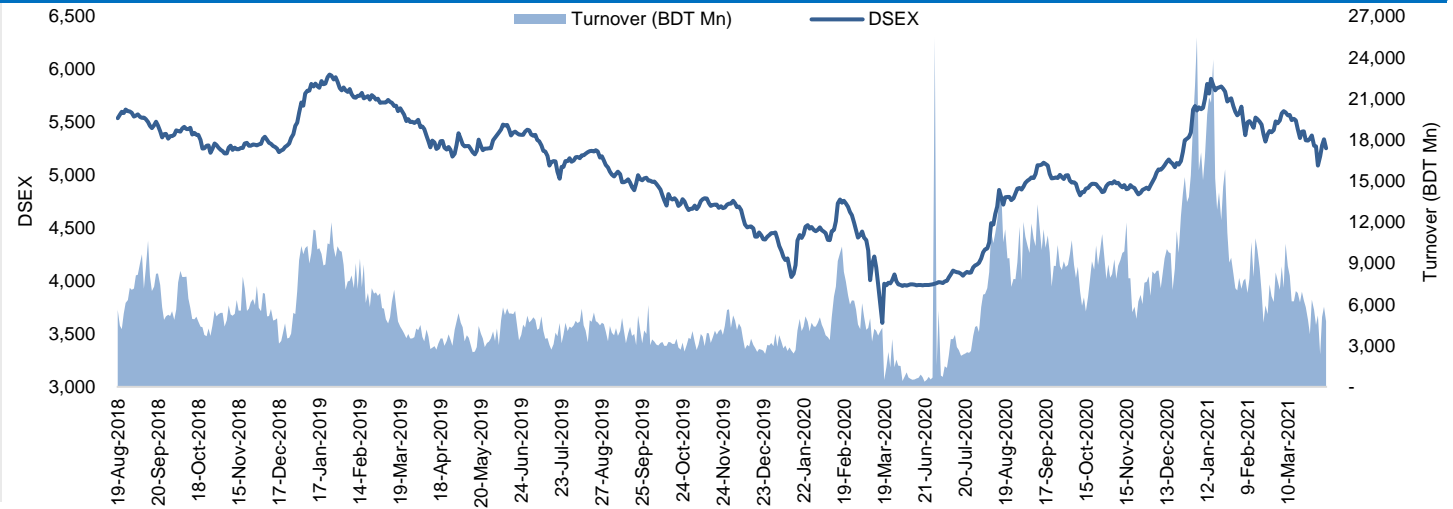


Daily Market Update

The market closed in red today. The benchmark index DSEX (-1.55%) lost 82.56 points and closed at 5,254.78. The blue-chip index DS30 (-1.03%), the Shariah-based index DSES (-1.36%), and the large-cap index CDSET (-1.16%) closed at 1,990.39, 1,197.66, and 1,122.44 points, respectively. All the large-cap sectors posted negative performance today. NBF1 experienced the highest loss of 1.89% followed by Fuel & Power (-1.86%), Telecommunication (-1.54%), Engineering (-1.52%), Bank (-1.32%), Food & Allied (-0.96%), and Pharmaceutical (-0.31%), respectively. Block trades contributed 3.9% of the overall market turnover. Bangladesh Export Import Company Ltd. (-2.9%) was the most traded share with a turnover of BDT 385 million.

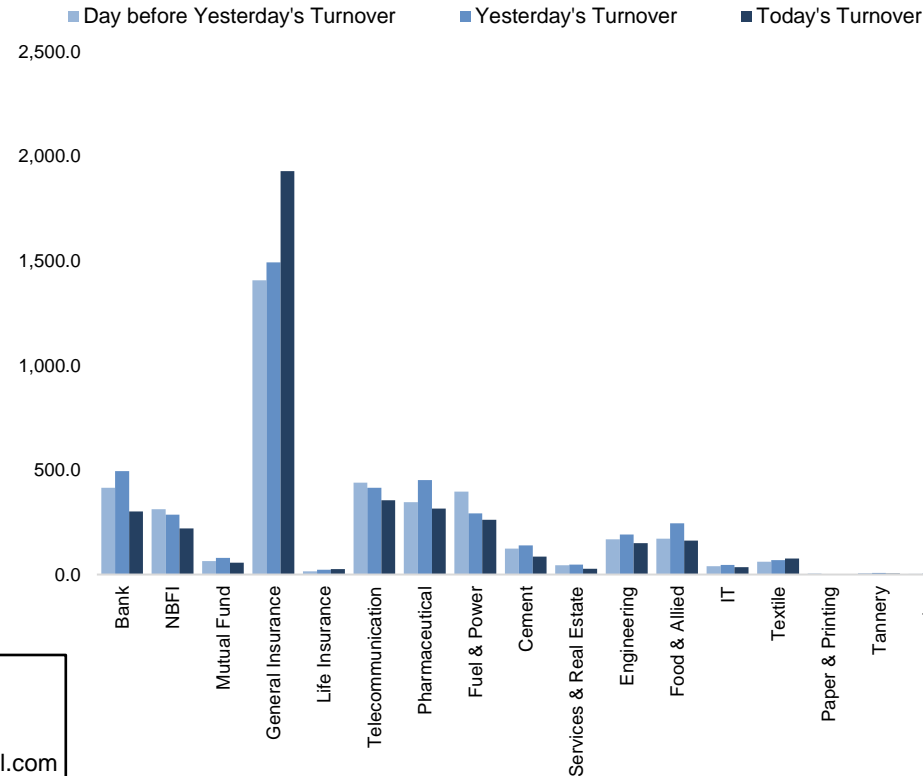
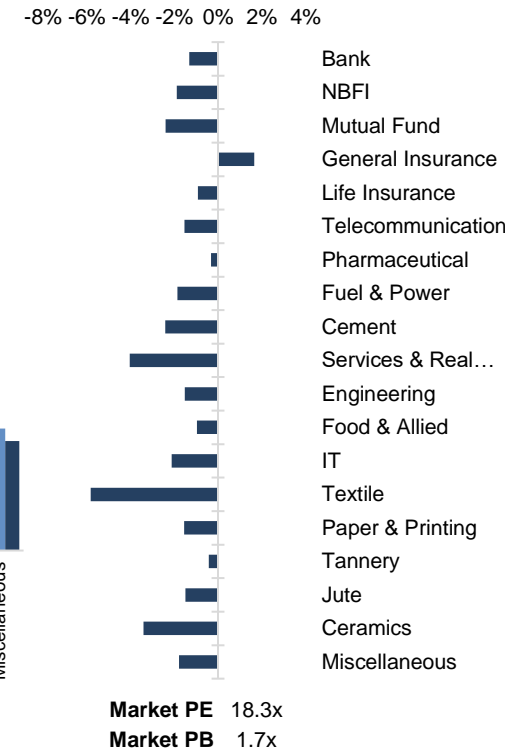


Index	Closing	Opening	Point Δ	%Δ	YTD %Δ
DSEX	5,254.78	5,337.33	-82.56	-1.55%	-2.7%
DS30	1,990.39	2,011.19	-20.80	-1.03%	+1.3%
DSES	1,197.66	1,214.17	-16.51	-1.36%	-3.6%
CDSET	1,122.44	1,135.65	-13.21	-1.16%	-0.1%

	Advanced	Declined	Unchanged	Total
All Category	47	265	35	347
A Category (Equity)	39	186	26	251
B Category (Equity)	4	47	5	56
N Category (Equity)	2	9	0	11
Z Category (Equity)	2	23	4	29
Mutual Funds	0	32	5	37
Corporate Bonds	0	1	0	1

	Today	Last Day	Daily %Δ	
Mcap	Mn BDT	4,592,400	4,651,266	-1.3%
	Mn USD	54,054	54,747	
Turnover	Mn BDT	4,759	5,825	-18.3%
	Mn USD	56	69	
Volume	Mn Shares	141	172	-18.1%
No. of Trade		106,575	104,144	+2.3%

Md. Rafiqul Islam Research Associate (880) 1708805229 mrafiqulislam@bracepl.com	Md Mahirul Quddus Research Associate (880) 1709636546 mmahirul.quddus@bracepl.com
---	---

Figure: Sectorial Turnover (BDT Mn)

Figure: Sectorial Mcap Change


Sector Index	Closing	Opening	Points Δ	%Δ	No. of Companies	Mcap (BDT Mn)	% of Total Mcap	Turnover (BDT Mn)	% of Total Turnover	PE	PB	Top Twenty Market Cap	Mcap (BDT Mn)	% of Total Mcap	Turnover (BDT Mn)	PE	PB
Bank	1,281	1,298	-17.13	-1.32%	31	553,617	13.8%	301.2	6.6%	7.3x	0.7x	GP	450,460	11.2%	19.0	12.6x	10.7x
NBFI	1,726	1,759	-33.21	-1.89%	23	169,540	4.2%	220.7	4.8%	50.9x	2.8x	WALTONHIL	358,182	8.9%	19.4	46.9x	6.7x
Mutual Fund	791	811	-19.42	-2.40%	37	35,707	0.9%	55.9	1.2%	NM	0.7x	BATBC	285,876	7.1%	65.7	26.3x	2.8x
General Insurance	3,634	3,575	+59.08	+1.65%	38	93,984	2.3%	1,928.0	42.1%	19.1x	1.8x	ROBI	241,469	6.0%	299.6	NM	3.7x
Life Insurance	1,966	1,984	-18.31	-0.92%	12	53,745	1.3%	26.3	0.6%	NM	NM	SQURPHARMA	177,645	4.4%	45.9	12.5x	2.2x
Telecommunication	6,114	6,209	-95.62	-1.54%	3	718,264	17.9%	355.6	7.8%	19.4x	6.3x	UPGDCL	152,924	3.8%	12.5	18.9x	5.5x
Pharmaceutical	3,235	3,245	-10.13	-0.31%	31	589,443	14.7%	314.5	6.9%	20.8x	2.5x	RENATA	119,189	3.0%	20.4	26.9x	5.2x
Fuel & Power	1,600	1,631	-30.33	-1.86%	22	427,936	10.7%	261.8	5.7%	12.5x	1.3x	BERGERPBL	81,189	2.0%	17.3	32.9x	8.3x
Cement	1,536	1,574	-37.91	-2.41%	7	90,206	2.2%	85.9	1.9%	24.1x	2.1x	BXPBARMA	79,453	2.0%	100.0	19.9x	2.2x
Services & Real Estate	1,023	1,066	-43.10	-4.04%	8	39,760	1.0%	26.9	0.6%	NM	0.8x	ICB	73,974	1.8%	1.9	27.3x	1.7x
Engineering	4,234	4,299	-65.18	-1.52%	42	516,875	12.9%	150.6	3.3%	32.1x	2.5x	MARICO	64,755	1.6%	9.0	21.5x	38.6x
Food & Allied	20,717	20,918	-201.60	-0.96%	20	374,841	9.3%	162.4	3.5%	34.0x	3.3x	BEXIMCO	63,708	1.6%	384.6	NM	1.0x
IT	2,035	2,079	-43.91	-2.11%	11	24,161	0.6%	34.6	0.8%	24.1x	1.8x	LHBL	56,443	1.4%	74.2	23.9x	3.3x
Textile	937	995	-57.97	-5.83%	56	97,777	2.4%	77.0	1.7%	NM	0.7x	BRACBANK	55,554	1.4%	26.1	13.1x	1.2x
Paper & Printing	5,147	5,228	-81.10	-1.55%	4	14,498	0.4%	0.7	0.0%	57.5x	1.0x	ISLAMIBANK	45,080	1.1%	7.2	8.0x	0.7x
Tannery	1,655	1,662	-7.09	-0.43%	6	18,059	0.4%	4.4	0.1%	NM	1.7x	SUMITPOWER	44,637	1.1%	82.9	8.1x	1.3x
Jute	8,580	8,710	-130.09	-1.49%	3	2,116	0.1%	3.0	0.1%	NM	13.6x	UNILEVERCL	33,381	0.8%	0.7	63.1x	22.5x
Ceramics	480	497	-16.89	-3.40%	5	24,359	0.6%	42.3	0.9%	61.8x	1.6x	OLYMPIC	32,590	0.8%	5.8	15.9x	3.9x
Miscellaneous	3,385	3,447	-61.37	-1.78%	14	170,752	4.3%	522.7	11.4%	47.9x	1.8x	TITASGAS	31,556	0.8%	2.8	9.2x	0.5x
												DUTCHBANGL	31,295	0.8%	2.2	5.7x	1.0x

Top Ten Gainers	Close Price (BDT)	Δ%	Turnover (BDT Mn)	PE	PB
PROVATIINS	118.0	+10.0%	160.4	38.1x	5.6x
PURABIGEN	31.3	+8.7%	157.7	27.2x	2.4x
BNICL	99.3	+7.9%	64.7	31.5x	5.0x
AGRANINS	40.7	+7.4%	157.4	24.8x	2.4x
LIBRAINFU	677.1	+7.2%	11.5	NM	0.5x
RUPALIINS	35.9	+5.0%	94.1	20.4x	1.7x
NORTHRNINS	39.3	+4.8%	63.0	23.5x	1.9x
FEDERALINS	22.3	+4.7%	41.5	31.4x	1.8x
SONARBAINS	55.8	+4.3%	116.0	26.1x	2.8x
ENVOYTEX	22.6	+4.1%	1.0	26.6x	0.6x

Top Twenty Free Float Mcap	Free Float Mcap (BDT Mn)	% of Total Free Float Mcap	PE	PB
SQURPHARMA	116,233	8.3%	12.5x	2.2x
BATBC	75,614	5.4%	26.3x	2.8x
RENATA	58,188	4.2%	26.9x	5.2x
BXPBARMA	55,474	4.0%	19.9x	2.2x
GP	45,046	3.2%	12.6x	10.7x
BEXIMCO	44,245	3.2%	NM	1.0x
BRACBANK	29,864	2.1%	13.1x	1.2x
ROBI	24,026	1.7%	NM	3.7x
ISLAMIBANK	21,945	1.6%	8.0x	0.7x
EBL	20,688	1.5%	6.4x	1.1x
LHBL	19,936	1.4%	23.9x	3.3x
OLYMPIC	19,769	1.4%	15.9x	3.9x
CITYBANK	17,669	1.3%	6.0x	0.9x
BEACONPHAR	17,333	1.2%	41.1x	5.2x
SUMITPOWER	16,422	1.2%	8.1x	1.3x
PUBALIBANK	16,274	1.2%	10.0x	0.7x
UPGDCL	15,292	1.1%	18.9x	5.5x
NBL	15,025	1.1%	6.1x	0.4x
ALARABANK	13,433	1.0%	6.4x	1.0x
PRIMEBANK	11,324	0.8%	10.2x	0.7x

Most Traded Share	Close Price (BDT)	Δ%	Turnover (BDT Mn)	PE	PB
BEXIMCO	72.7	-2.9%	384.6	NM	1.0x
ROBI	46.1	-3.4%	299.6	NM	3.7x
ASIAPACINS	63.3	-1.4%	201.1	34.9x	3.1x
PROVATIINS	118.0	+10.0%	160.4	38.1x	5.6x
PURABIGEN	31.3	+8.7%	157.7	27.2x	2.4x
AGRANINS	40.7	+7.4%	157.4	24.8x	2.4x
SONARBAINS	55.8	+4.3%	116.0	26.1x	2.8x
LANKABAFIN	27.0	-3.6%	111.8	20.4x	1.5x
DGIC	34.5	-0.6%	104.1	42.6x	3.0x
BXPBARMA	178.1	-2.1%	100.0	19.9x	2.2x

Top Ten Losers	Close Price (BDT)	Δ%	Turnover (BDT Mn)	PE	PB
CENTRALPHL	10.8	-10.0%	1.3	NM	1.6x
AFCAGRO	15.3	-10.0%	0.7	NM	0.9x
QUEENSOUTH	21.6	-10.0%	2.2	41.8x	1.4x
MLDYEING	45.0	-10.0%	0.2	82.9x	2.9x
NAHEEACP	42.4	-10.0%	0.4	24.4x	2.6x
SINOBANGLA	43.4	-10.0%	5.7	32.6x	1.6x
MTB	21.7	-10.0%	1.0	11.9x	0.9x
IBP	17.2	-9.9%	0.1	13.1x	1.3x
SAIHAMCOT	14.5	-9.9%	0.0	NM	0.4x
KPCL	40.8	-9.9%	1.7	13.5x	1.8x

Block Trade	Maximum Price (BDT)	Minimum Price (BDT)	Turnover (BDT Mn)	Quantity ('000)	No. of
AGRANINS	38.0	38.0	0.5	14	1
BNICL	95.0	92.0	12.6	133	4
CITYBANK	26.2	23.8	33.5	1,284	2
DBH	83.5	83.5	4.2	50	5
GBBPOWER	28.1	28.1	0.5	18	1
GENEXIL	49.3	49.3	0.7	15	1
GP	332.0	329.0	33.1	100	2
IFIC	11.5	11.4	15.4	1,344	12
PIONEERINS	63.0	63.0	6.3	100	1
POWERGRID	45.0	44.3	1.1	25	2

Block Trade	Maximum Price (BDT)	Minimum Price (BDT)	Turnover (BDT Mn)	Quantity ('000)	No. of Trade
PROVATIINS	101.0	100.0	1.1	11	2
PTL	53.7	48.8	10.7	202	3
QUEENSOUTH	23.5	23.5	0.6	27	1
SEAPEARL	74.1	72.1	1.6	22	2
SILCOPHL	22.4	22.4	4.3	193	2
SINGERBD	168.1	168.1	16.8	100	2
SONARBAINS	49.5	49.5	1.5	30	2
SSSTEEL	15.8	15.8	7.9	500	1
UTTARABANK	24.7	24.7	32.1	1,300	1
Total			184.5		47

Important DSE News
FUWANGFOOD

The Company has informed that the Board of Directors has taken decision to procurement process and registration of 96 decimal land at Bokran, Monipur Mouja, Gazipur valued at BDT 3.00 crore only has completed at mouja value. The land may play a vital role in upcoming production expansion facilities of the Company.

HRTEX

The Company has informed that Board of Directors has decided to issue Non-Convertible Callable Zero Coupon Bonds (ZCBs) of BDT 1,00,000 each, totaling discounted issue price of BDT 80,00,00,000 with total face value of BDT 126,28,85,878 through private placement, subject to the approval of the Bangladesh Securities & Exchange Commission (BSEC) and other relevant regulatory bodies. The yield of issue will range from 9.00% to 9.60% per annum with 3 to 7 years maturity. The bonds will be offered to the potential investors including Banks, Insurance Companies, Financial Institutions, Corporate Houses, Non- resident Bangladeshi (NRB) and General Public. The proceeds from bond issuance will be used for improving the profitability and growth prospect of the Company.

AGRANINS

The auditor of the Agrani Insurance Co. Ltd. has given the "Qualified Opinion" & "Emphasis of Matter" paragraphs in the Auditor's Report for the year ended on 31 December 2020. Qualified Opinion: 1. The Company has recorded a receivable of Premium Control worth BDT 112,375,365 as at December 31, 2020 (BDT 112,531,967 as at December 31, 2019) on the Statement of Financial Position under Sundry Debtors. These balances represent receivables which have been due over a significant number of years and there is substantial in regards to the ability to collect these balances and provision has been recognized by the Company against these receivables. 2. The Company did not set aside due part of its profit for the year in relation to workers profit participation and welfare fund as required under the Bangladesh Labour Act 2006. Emphasis of Matter: We draw attention to Note 15 of the financial statements, which describes matters related to implementation of investment policy for non-life insurance companies as issued by the IDRA. Our opinion is not modified in respect of this matter.

REGL

BSEC NEWS: In the Interest of investors and development of the capital market, the Commission in exercise of its power conferred by the Section 20A of the Securities and Exchange Ordinance, 1969 (XVII of 1969), hereby directs through Order No. BSEC/Surveillance/2020-975/202 dated April 07, 2021 to the Dhaka Stock Exchange Limited and Chittagong Stock Exchange Limited to exempt the following 66 companies regarding floor price from the Commission's Order No. BSEC/CMRRCD/2001-07/04 dated March 19, 2020: 01. People's Leasing and Financial Services Limited 02. R. N. Spinning Mills Limited 03. Bangladesh Services Limited 04. IFIL Islamic Mutual Fund-1, 05. Zaheen Spinning Limited 06. Ring Shine Textiles Limited 07. Olympic Accessories Limited 08. DBH First Mutual Fund 09. Phoenix Finance 1st Mutual fund 10. Nurani Dyeing & Sweater Limited 11. Regent Textile Mills Limited 12. SEML FBSL Growth Fund 13. Evince Textiles Limited 14. Pacific Denims Limited 15. Metro Spinning Limited 16. Kattali Textile Limited 17. Far Chemical Industries Limited 18. Deshbandhu Polymer Limited 19. Yeakin Polymer Limited 20. Safko Spinning Mills Ltd. 21. Western Marine Shipyard Limited 22. Central Pharmaceuticals Limited 23. Beach Hatchery Ltd. 24. Simtex Industries Limited 25. Shepherd Industries Limited 26. Hamid Fabrics Limited 27. Prime Textile Spinning Mills Ltd. 28. Saiham Cotton Mills Limited 29. Bangladesh Building Systems Ltd. 30. Golden Harvest Agro Industries Ltd. 31. AFC Agro Biotech Ltd. 32. Bengal Windsor Thermoplastics Ltd. 33. Khulna Printing & Packaging Limited 34. Silva Pharmaceuticals Limited 35. Indo-Bangla Pharmaceuticals Limited 36. Argon Denims Limited 37. Coppertech Industries Limited 38. Shasha Denims Limited 39. Shurwid Industries Limited 40. Esquire Knit Composite Limited 41. VFS Thread Dyeing Limited 42. IPDC Finance Limited 43. Phoenix Finance and Investments Ltd. 44. Advent Pharma Limited 45. Ratanpur Steel Re-Rolling Mills Limited 46. Queen South Textile Mills Limited 47. Mutual Trust Bank Ltd. 48. Oimex Electrode Limited 49. Rupali Bank Limited 50. Saiham Textile Mills Limited 51. Sonargaon Textiles Ltd. 52. Alif Industries Limited 53. Global Heavy Chemicals Limited 54. Navana CNG Limited 55. Dhaka Electric Supply Company Ltd. 56. Unique Hotel & Resorts Limited 57. Standard Insurance Limited 58. Fareast Islami Life Insurance Co. Ltd. 59. Uttara Finance and Investment Limited 60. Usmania Glass Sheet Factory Limited 61. Khulna Power Company Ltd. 62. Nahee Aluminum Composite Panel Ltd. 63. Dulamia Cotton Spinning Mills Ltd. 64. Sinobangla Industries Limited 65. Paramount Textile Limited 66. M. L. Dyeing Limited.

Upcoming Corporate Events

DSE Ticker	Right Share	Dividend		Event	Date
		Stock	Cash		
UNITEDFIN	-	0.0%	10.0%	Record Date	11-Apr-21
PREMIERBAN	-	7.5%	12.5%	Record Date	12-Apr-21
DBH	-	15.0%	15.0%	Record Date	13-Apr-21
FIRSTFIN	-	2.0%	0.0%	Record Date	13-Apr-21
CITYBANK	-	5.0%	17.5%	Record Date	13-Apr-21
ACFL	-	0.0%	10.0%	Record Date	18-Apr-21
NHFIL	-	0.0%	15.0%	Record Date	18-Apr-21
PROVATIINS	-	17.0%	0.0%	Record Date	19-Apr-21
JAMUNABANK	-	0.0%	17.5%	Record Date	20-Apr-21

Disclaimer: This report has been prepared by BRAC EPL Stock Brokerage Ltd and is provided for information purposes. It is not, under any circumstances, to be used or considered as an offer to sell, or a solicitation of any offer to buy. Reasonable care has been taken to ensure that the information is not untrue and misleading. BRAC EPL Stock Brokerage Ltd makes no representation or warranty as to the accuracy or completeness of such information. All opinions and estimates included in this report constitute our judgment as of this date and are subject to change without notice.