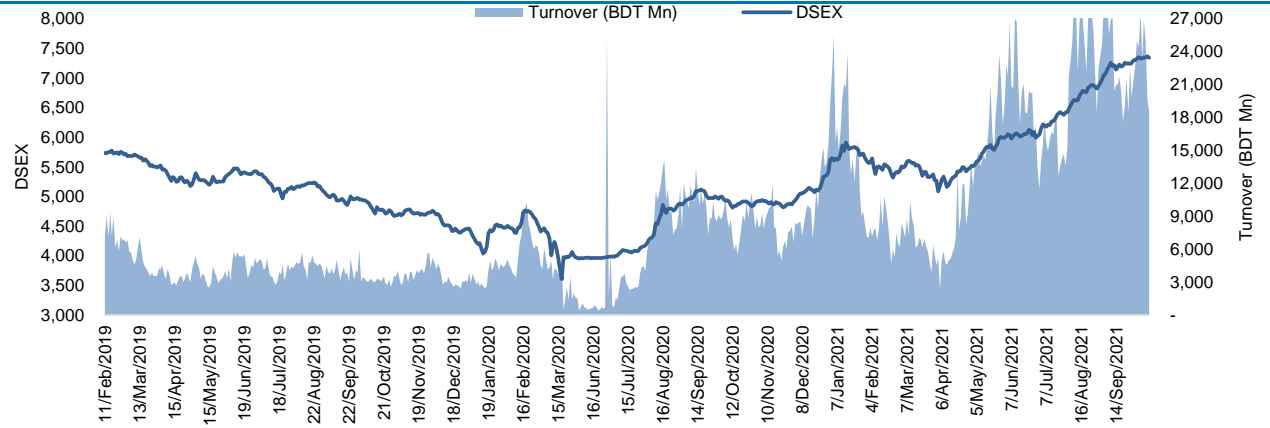


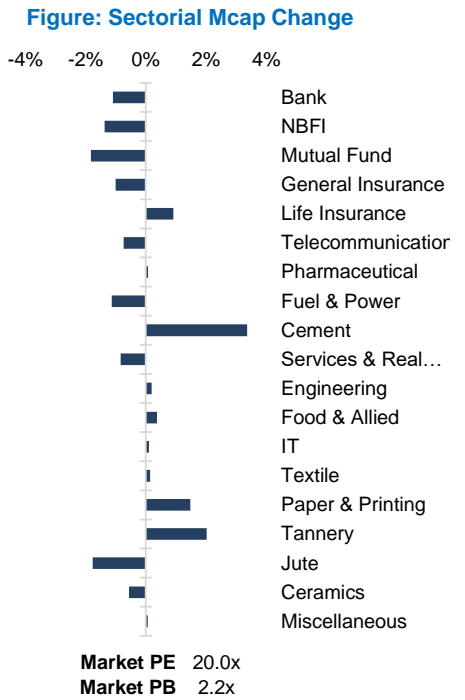
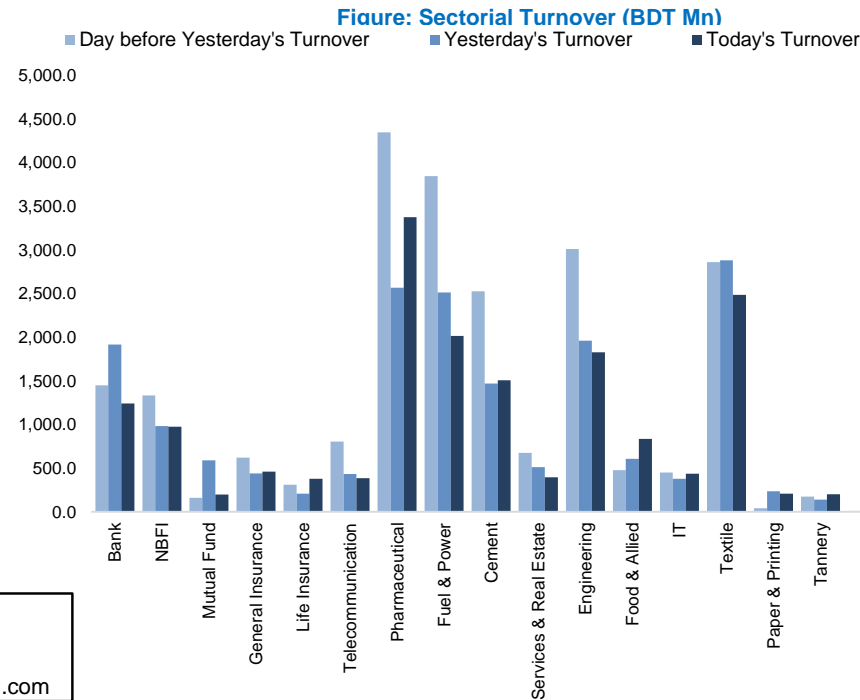
The market closed in red today. The benchmark index DSEX (-0.30%) lost 22.43 points and closed at 7,345.57. The blue-chip index DS30 (-0.31%), the Shariah-based index DSES (+0.01%), and the large-cap index CDSET (-0.43%) closed at 2,757.28, 1,596.65, and 1,471.84 points, respectively. Large-cap sectors posted mixed performance today. Food & Allied booked the highest gain of 0.37% followed by Engineering (+0.20%), Pharmaceutical (+0.07%). NBF1 experienced the highest loss of 1.37% followed by Fuel & Power (-1.13%), Bank (-1.09%), Telecommunication (-0.73%). Block trades contributed 0.3% of the overall market turnover. LafargeHolcim Bangladesh Limited (+4.7%) was the most traded share with a turnover of BDT 1,384 million.



Index	Closing	Opening	Point Δ	%Δ	YTD %Δ
DSEX	7,345.57	7,368.00	-22.43	-0.30%	+36.0%
DS30	2,757.28	2,765.78	-8.50	-0.31%	+40.4%
DSES	1,596.65	1,596.53	+0.12	+0.01%	+28.5%
CDSET	1,471.84	1,478.25	-6.41	-0.43%	+31.1%

	Advanced	Declined	Unchanged	Total
All Category	97	259	20	376
A Category (Equity)	72	194	12	278
B Category (Equity)	14	39	4	57
N Category (Equity)	0	10	1	11
Z Category (Equity)	11	16	3	30
Mutual Funds	0	33	3	36
Corporate Bonds	0	1	0	1

		Today	Last Day	Daily %Δ
Mcap	Mn BDT	5,828,704	5,843,691	
	Mn USD	68,412	68,588	-0.3%
Turnover	Mn BDT	18,486	19,629	
	Mn USD	217	230	-5.8%
Volume	Mn Shares	404	529	-23.6%
	No. of Trade	255,805	265,977	-3.8%



**Anika Mafiz**  
Research Analyst  
(880) 1708805206  
anika.mafiz@bracepl.com

**Fahim Hassan**  
Research Associate  
(880) 1709636546  
fahim.hassan@bracepl.com

Sector Index	Closing	Opening	Points Δ	%Δ	No. of Companies	Mcap (BDT Mn)	% of Total Mcap	Turnover (BDT Mn)	% of Total Turnover	PE	PB	Top Twenty Market Cap	Mcap (BDT Mn)	% of Total Mcap	Turnover (BDT Mn)	PE	PB
Bank	1,648	1,666	-18.14	-1.09%	32	721,244	13.7%	1,242.0	6.8%	8.3x	0.9x	GP	500,286	9.5%	69.2	13.7x	10.0x
NBFI	2,743	2,781	-38.01	-1.37%	23	271,530	5.2%	976.7	5.3%	23.6x	4.3x	WALTONHIL	379,872	7.2%	22.1	23.1x	4.0x
Mutual Fund	1,008	1,027	-18.65	-1.82%	37	46,160	0.9%	199.3	1.1%	NM	0.9x	BATBC	377,784	7.2%	556.8	28.0x	10.1x
General Insurance	5,247	5,301	-53.24	-1.00%	38	132,220	2.5%	460.6	2.5%	21.4x	2.4x	ROBI	219,993	4.2%	189.5	NM	3.4x
Life Insurance	2,840	2,815	+25.71	+0.91%	13	80,422	1.5%	378.1	2.1%	NM	NM	SQRPHARMA	213,280	4.0%	276.9	14.7x	2.5x
Telecommunication	6,398	6,445	-47.37	-0.73%	3	757,185	14.4%	384.1	2.1%	18.9x	6.2x	UPGDCL	173,909	3.3%	55.4	18.0x	5.7x
Pharmaceutical	4,266	4,263	+3.07	+0.07%	31	773,546	14.7%	3,375.1	18.4%	25.4x	3.1x	RENATA	140,140	2.7%	23.7	30.5x	5.8x
Fuel & Power	2,036	2,059	-23.20	-1.13%	23	563,464	10.7%	2,014.4	11.0%	14.9x	1.7x	ICB	125,063	2.4%	84.0	60.7x	2.8x
Cement	3,289	3,181	+107.16	+3.37%	7	178,264	3.4%	1,506.3	8.2%	25.9x	3.8x	BEXIMCO	122,509	2.3%	874.0	33.7x	1.9x
Services & Real Estate	1,512	1,525	-12.62	-0.83%	8	57,910	1.1%	395.2	2.2%	NM	1.2x	LHBL	119,389	2.3%	1,383.8	32.6x	6.5x
Engineering	5,218	5,208	+10.19	+0.20%	42	633,986	12.0%	1,826.8	10.0%	23.4x	2.5x	BXPBARMA	107,067	2.0%	307.8	23.5x	3.0x
Food & Allied	27,218	27,117	+100.43	+0.37%	20	484,883	9.2%	836.7	4.6%	36.1x	10.4x	BERGERPBL	84,533	1.6%	4.7	25.4x	7.3x
IT	3,517	3,514	+3.70	+0.11%	11	41,225	0.8%	435.7	2.4%	37.8x	2.9x	MARICO	73,222	1.4%	32.0	22.9x	27.0x
Textile	1,774	1,771	+2.67	+0.15%	58	186,494	3.5%	2,484.4	13.6%	NM	1.2x	BRACBANK	65,711	1.2%	34.9	11.3x	1.4x
Paper & Printing	7,467	7,357	+109.24	+1.48%	6	22,061	0.4%	207.9	1.1%	59.0x	1.5x	BEACONPHAR	53,477	1.0%	41.2	53.0x	10.2x
Tannery	3,058	2,997	+60.63	+2.02%	6	33,703	0.6%	201.0	1.1%	NM	3.4x	SUMITPOWER	51,045	1.0%	234.4	9.1x	1.4x
Jute	9,110	9,273	-162.90	-1.76%	3	2,195	0.0%	7.7	0.0%	NM	15.9x	DUTCHBANGL	50,980	1.0%	9.2	9.3x	1.5x
Ceramics	781	785	-4.36	-0.56%	5	37,133	0.7%	227.9	1.2%	42.3x	2.4x	POWERGRID	49,392	0.9%	635.0	22.9x	0.9x
Miscellaneous	4,827	4,824	+3.25	+0.07%	14	243,599	4.6%	1,162.3	6.3%	32.1x	2.4x	ISLAMIBANK	48,300	0.9%	13.0	9.6x	0.8x
												TITASGAS	43,427	0.8%	25.9	12.0x	0.6x

Top Ten Gainers	Close Price (BDT)	Δ%	Turnover (BDT Mn)	PE	PB
SHEPHERD	28.4	+9.7%	85.6	NM	1.9x
ICBIBANK	5.2	+8.3%	11.6	NM	NM
KTL	30.1	+7.9%	78.1	30.1x	1.8x
AMANFEED	62.7	+7.7%	90.6	23.5x	1.7x
ORIONPHARM	112.1	+7.1%	1,020.6	36.6x	1.4x
ORIONINFU	104.0	+6.8%	92.7	87.0x	8.0x
TAMIJTEX	162.4	+6.8%	3.0	NM	2.0x
MEGHNA PET	25.8	+6.6%	0.8	NM	NM
TALLUSPIN	13.0	+6.6%	8.1	NM	1.2x
ACIFORMULA	180.7	+6.2%	69.7	42.2x	3.3x

Top Twenty Free Float Mcap	Free Float Mcap (BDT Mn)	% of Total Free Float Mcap	PE	PB
SQRPHARMA	139,549	7.1%	14.7x	2.5x
BATBC	99,924	5.1%	28.0x	10.1x
BEXIMCO	85,083	4.3%	33.7x	1.9x
BXPBARMA	74,754	3.8%	23.5x	3.0x
RENATA	68,416	3.5%	30.5x	5.8x
GP	50,029	2.5%	13.7x	10.0x
LHBL	42,168	2.1%	32.6x	6.5x
BEACONPHAR	37,432	1.9%	53.0x	10.2x
BRACBANK	35,326	1.8%	11.3x	1.4x
EBL	25,974	1.3%	7.1x	1.2x
ISLAMIBANK	23,513	1.2%	9.6x	0.8x
OLYMPIC	23,129	1.2%	18.4x	4.3x
ROBI	21,889	1.1%	NM	3.4x
CITYBANK	20,558	1.0%	5.5x	1.0x
SUMITPOWER	18,779	1.0%	9.1x	1.4x
IFIC	18,686	1.0%	16.2x	1.0x
NBL	18,442	0.9%	8.6x	0.5x
PUBALIBANK	18,176	0.9%	6.5x	0.7x
ORIONPHARM	17,843	0.9%	36.6x	1.4x
UPGDCL	17,391	0.9%	18.0x	5.7x

Most Traded Share	Close Price (BDT)	Δ%	Turnover (BDT Mn)	PE	PB
LHBL	102.8	+4.7%	1,383.8	32.6x	6.5x
ORIONPHARM	112.1	+7.1%	1,020.6	36.6x	1.4x
BEXIMCO	139.8	+0.1%	874.0	33.7x	1.9x
IFIC	17.4	-0.6%	640.3	16.2x	1.0x
POWERGRID	69.3	-3.3%	635.0	22.9x	0.9x
BATBC	699.6	+0.5%	556.8	28.0x	####
MAKSONSPIN	32.5	-3.3%	423.6	44.4x	1.7x
ACI	346.7	+5.1%	423.6	NM	2.8x
PTL	91.2	+1.7%	398.5	22.7x	3.5x
GPHISPAT	70.7	-3.0%	360.4	26.1x	3.8x

Top Ten Losers	Close Price (BDT)	Δ%	Turnover (BDT Mn)	PE	PB
METROSPIN	27.5	-8.9%	67.7	31.7x	1.7x
PRIMEFIN	17.8	-6.3%	43.6	55.0x	1.5x
KEYACOSMET	8.4	-4.5%	52.5	NM	0.7x
EASTERNINS	112.8	-4.3%	49.4	31.4x	2.3x
ASIANS	81.7	-4.2%	7.4	29.2x	3.2x
SHYAMPSUG	97.1	-4.1%	1.2	NM	NM
EXIM1STMF	7.0	-4.1%	12.4	NM	0.7x
AOL	53.9	-4.1%	28.2	24.4x	3.0x
SILCOPHL	31.7	-3.9%	44.5	39.2x	1.5x
MITHUNKNIT	17.4	-3.9%	0.9	NM	0.9x

Block Trade	Maximum Price (BDT)	Minimum Price (BDT)	No. of Trade	Quantity ('000)	Turnover (BDT)
BATBC	661.0	661.0	1.0	50	33.05
SPCL	133.0	115.0	3.0	250	32.76
MAKSONSPIN	35.4	34.0	3.0	439	15.393
POWERGRID	71.5	70.6	2.0	180	12.735
ADVENT	37.0	34.1	2.0	261	9.001
EASTERNINS	115.0	115.0	1.0	75	8.625
PTL	89.5	89.5	2.0	67	5.952
NCCBANK	15.3	15.3	1.0	328	5.02
MATINSINN	76.5	76.5	1.0	60	4.59
SALVOCHEM	50.1	50.1	4.0	78	3.908

\*NBFI Sector PE calculation methodology has been modified to reflect positive earnings only.

Block Trade	Maximum Price (BDT)	Minimum Price (BDT)	Turnover (BDT Mn)	Quantity ('000)	No. of Trade
BATBC	661.0	661.0	33.1	50	1
SPCL	133.0	115.0	32.8	250	3
MAKSONSPIN	35.4	34.0	15.4	439	3
POWERGRID	71.5	70.6	12.7	180	2
ADVENT	37.0	34.1	9.0	261	2
EASTERNINS	115.0	115.0	8.6	75	1
PTL	89.5	89.5	6.0	67	2
NCCBANK	15.3	15.3	5.0	328	1
MATINSPINN	76.5	76.5	4.6	60	1
SALVOCHEM	50.1	50.1	3.9	78	4
GSPFINANCE	25.8	25.8	3.4	133	1
BPPL	52.6	52.6	3.2	61	1
BEXIMCO	151.2	151.0	3.0	20	2
ACI	340.0	333.0	2.8	8	2
BBSCABLES	79.9	79.9	2.0	25	1
SAMORITA	93.3	93.0	1.9	20	2
ORIONPHARM	105.0	105.0	1.8	17	3
APEXTANRY	128.0	128.0	1.5	12	2
FORTUNE	86.0	86.0	1.5	17	1
RUNNERAUTO	66.5	66.5	1.3	20	1
SPCERAMICS	39.8	39.8	1.2	30	1
NHFIL	69.4	69.4	1.2	17	1
MTB	22.5	22.5	1.0	45	1
AMCL(PRAN)	305.0	305.0	0.9	3	1
LRBDL	58.6	58.6	0.9	15	1
ADNTEL	69.0	69.0	0.6	9	1
AMANFEED	60.9	60.9	0.6	10	1
SILVAPHL	28.4	28.4	0.6	21	1
KOHINOOR	450.0	450.0	0.6	1	1
<b>Total</b>			<b>163.6</b>		<b>50</b>

**Upcoming Corporate Events**

DSE Ticker	Right Share	Dividend		Event	Date
		Stock	Cash		
IBNSINA	-	0.0%	47.0%	Record Date	18-Oct-21
Summit Power Limited	-	0.0%	35.0%	Record Date	24-Oct-21
Bay Leasing & Investment Limited	-	0.0%	10.0%	Record Date	18-Oct-21
Apex Footwear Limited	-	5.0%	35.0%	Record Date	21-Oct-21
Deshbandhu Polymer Limited	-	0.0%	5.0%	Record Date	28-Oct-21
Apex Tannery Limited	-	0.0%	10.0%	Record Date	27-Oct-21
Index Agro Industries Limited	-	0.0%	25.0%	Record Date	31-Oct-21
Far East Knitting & Dyeing Industries Limited	-	0.0%	10.0%	Record Date	11-Nov-21

**Disclaimer:** This report has been prepared by BRAC EPL Stock Brokerage Ltd and is provided for information purposes. It is not, under any circumstances, to be used or considered as an offer to sell, or a solicitation of any offer to buy. Reasonable care has been taken to ensure that the information is not untrue and misleading. BRAC EPL Stock Brokerage Ltd makes no representation or warranty as to the accuracy or completeness of such information. All opinions and estimates included in this report constitute our judgment as of this date and are subject to change without notice.FP49

**Important DSE News**
**MAKSONSPIN**

The Board of Directors has recommended 11% cash dividend for the year ended on June 30, 2021. Date of AGM: 19.01.2022, Time: 11:30 AM, Venue: Digital Platform. Record date: 21.11.2021. The Company has also reported EPS of Tk. 2.07, NAV per share of Tk. 20.09 and NOCFPS of Tk. 2.81 for the year ended on June 30, 2021 as against Tk. (0.37), Tk. 18.20 and Tk. 0.79 respectively for the same period of the previous year.

The Company has informed that to expand the business of the Company and thereby to increase the profitability and to secure greater interest of the Company, the Board of Directors has resolved to sell its unutilized land measuring 194.35 decimal situated at Gouripur, Ashulia, Savar and it's building structure measuring 30,000 sq. ft. In total consideration value of BDT 12,25,00,000.00 in favour of Maksons Textile Limited. The Board has further resolved to subscribe for 1,50,00,000 nos shares (out of 3,00,00,000 nos shares) of Tk. 10 each amounting to BDT 15,00,00,000.00 of Maksons Textile Limited against the sale stated above and fresh investment of BDT 2,75,00,000 i.e 50% of its paid up capital subject to obtaining approval of the shareholders in the AGM. Maksons Textile Limited is the 100% export oriented Spinning Industry and is under implementation of a project having 25824 spindle with production capacity of 27,000 kg per day and 98,55,000 kg per annum with Projected annual turnover of the project will be approximately BDT 2,50,00,00,000.00 only.

**DOREENPWR**

As per Regulation 19(1) of the Dhaka Stock Exchange (Listing) Regulations, 2015, the Company has informed that a meeting of the Board of Directors will be held on October 18, 2021 at 3:30 PM to consider, among others, audited financial statements of the Company for the year ended on June 30, 2021.

**RDFOOD**

Emerging Credit Rating Limited (ECRL) has assigned the Company as "A-" in the long term and "ST-3" in the short term along with a stable outlook based on audited financial statements up to June 30,2020 and unaudited financial statements for 9 months of FY2021 (July-March) and other relevant quantitative as well as qualitative information up to the date of rating.

**LHBL**

As per Regulation 16(1) of the Dhaka Stock Exchange (Listing) Regulations, 2015, the Company has informed that a meeting of the Board of Directors will be held on October 14, 2021 at 5:00 PM to consider, among others, un-audited financial statements of the Company for the Third Quarter (Q3) period ended on September 30, 2021.

**POPULARLIF**

Mr. Hasan Ahmed one of the Sponsor Directors of the company, has expressed his intention to transfer 1,75,000 shares out of his total holding of 40,28,554 shares of the Company to his Spouse Mrs. Jannatul Fardous (General Shareholder), by way of gift outside the trading system of the Exchange within October 31, 2021.

**METROSPIN**

The Board of Directors has recommended 5% stock dividend for the year ended on June 30, 2021. Date of AGM: 29.12.2021, Time: 11:30 AM, Venue: Digital Platform. Record date: 08.11.2021 only for the shareholders' decision in the general meeting (not for entitlement) and such stock dividend shall be subject to approval of the BSEC. Record date for entitlement of Stock Dividend will be notified later after getting approval from BSEC. The Company has also reported EPS of Tk. 0.99, NAV per share of Tk. 18.36 and NOCFPS of Tk. 0.54 for the year ended on June 30, 2021 as against Tk. 0.08, Tk. 14.53 and Tk. 0.76 respectively for the same period of the previous year. Reason for declaring stock dividend: a) to expand the business of the Company and thereby to increase the profitability and to secure greater interest of the Company, The Board of Directors has resolved to go/undertake BMRE (Balancing, Modernization, Rehabilitation and Expansion). The Company has declared such stock dividend or bonus shares out of the accumulated profit or retained earnings. The Company has not declared such stock dividend or bonus shares from capital reserve or revaluation reserve or any unrealized gain or out of profit earned prior to incorporation of the Company or through reducing paid up capital or through doing anything so that the post dividend retained earnings become negative or a debit balance. The Company has also informed that to expand the business of the Company and thereby to increase the profitability and to secure greater interest of the Company, the Board of Directors has resolved to go/undertake BMRE (Balancing, Modernization, Rehabilitation and Expansion) subject to approval of bank finance. BMRE also includes reconstruction of factory building. On completion of BMRE the spindle capacity will be 38400 with production capacity 25,000 kg per day and 91,25,000 kg per annum. The Projected annual turnover of the project will be BDT 300.00 crore only approximately. After successful completion of BMRE program the productivity and profitability of the Company will increase remarkably. Company will notify detail implementation schedule of BMRE Program to the shareholder and regulatory in due course of time.

**ADNTEL**

As per Regulation 19(1) of the Dhaka Stock Exchange (Listing) Regulations, 2015, the Company has informed that a meeting of the Board of Directors will be held on October 26, 2021 at 5:00 PM to consider, among others, audited financial statements of the Company for the year ended on June 30, 2021.

**MJLBD**

As per Regulation 19(1) of the Dhaka Stock Exchange (Listing) Regulations, 2015, the Company has informed that a meeting of the Board of Directors will be held on October 18, 2021 at 4:00 PM to consider, among others, audited financial statements of the Company for the year ended on June 30, 2021.

**LOVELLO**

As per Regulation 19(1) of the Dhaka Stock Exchange (Listing) Regulations, 2015, the Company has informed that a meeting of the Board of Directors will be held on October 18, 2021 at 3:30 PM to consider, among others, audited financial statements of the Company for the year ended on June 30, 2021.

**ONEBANKLTD**

The Company has further informed that meeting of the Board of Directors of the Company as per Regulation 16(1) of the Dhaka Stock Exchange (Listing) Regulations, 2015, will now be held on October 20, 2021 at 12:00 noon instead October 14, 2021 at 3:00 PM to consider, among others, un-audited financial statements of the Company for the Third Quarter (Q3) period ended on September 30, 2021.

**Disclaimer:** This report has been prepared by BRAC EPL Stock Brokerage Ltd and is provided for information purposes. It is not, under any circumstances, to be used or considered as an offer to sell, or a solicitation of any offer to buy. Reasonable care has been taken to ensure that the information is not untrue and misleading. BRAC EPL Stock Brokerage Ltd makes no representation or warranty as to the accuracy or completeness of such information. All opinions and estimates included in this report constitute our judgment as of this date and are subject to change without notice.