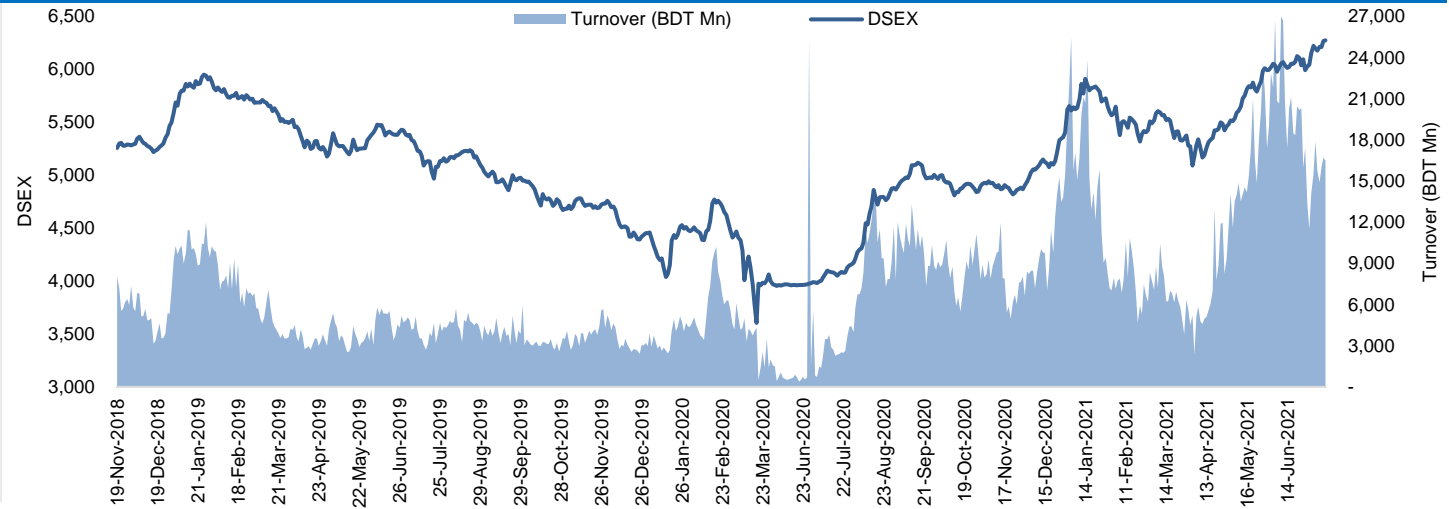


Daily Market Update

The market closed in green today. The benchmark index DSEX (+0.12%) gained 7.31 points and closed at 6,273.33. The blue-chip index DS30 (+0.04%), the Shariah-based index DSES (-0.07%), and the large-cap index CDSET (-0.13%) closed at 2,274.70, 1,353.10, and 1,251.34 points, respectively. Large-cap sectors posted mixed performance today. Food & Allied booked the highest gain of 0.27% followed by Pharmaceutical (+0.24%), Engineering (+0.13%). NBF1 experienced the highest loss of 1.13% followed by Telecommunication (-0.58%), Fuel & Power (-0.13%), Bank (-0.06%). Block trades contributed 6.8% of the overall market turnover. Bangladesh Export Import Company Ltd. (+0.4%) was the most traded share with a turnover of BDT 1,199 million.



Index	Closing	Opening	Point Δ	%Δ	YTD %Δ
DSEX	6,273.33	6,266.02	+7.31	+0.12%	+16.1%
DS30	2,274.70	2,273.76	+0.94	+0.04%	+15.8%
DSES	1,353.10	1,354.10	-1.00	-0.07%	+8.9%
CDSET	1,251.34	1,252.99	-1.65	-0.13%	+11.4%

	Advanced	Declined	Unchanged	Total
All Category	166	174	33	373
A Category (Equity)	128	112	30	270
B Category (Equity)	23	35	1	59
N Category (Equity)	4	8	0	12
Z Category (Equity)	11	19	2	32
Mutual Funds	18	4	14	36
Corporate Bonds	2	0	0	2

		Today	Last Day	Daily %Δ
Mcap	Mn BDT	5,215,788	5,219,086	-0.1%
	Mn USD	61,391	61,430	
Turnover	Mn BDT	16,489	16,685	-1.2%
	Mn USD	194	196	
Volume	Mn Shares	616	613	+0.5%
No. of Trade		268,447	299,477	-10.4%

Figure: Sectorial Turnover (BDT Mn)

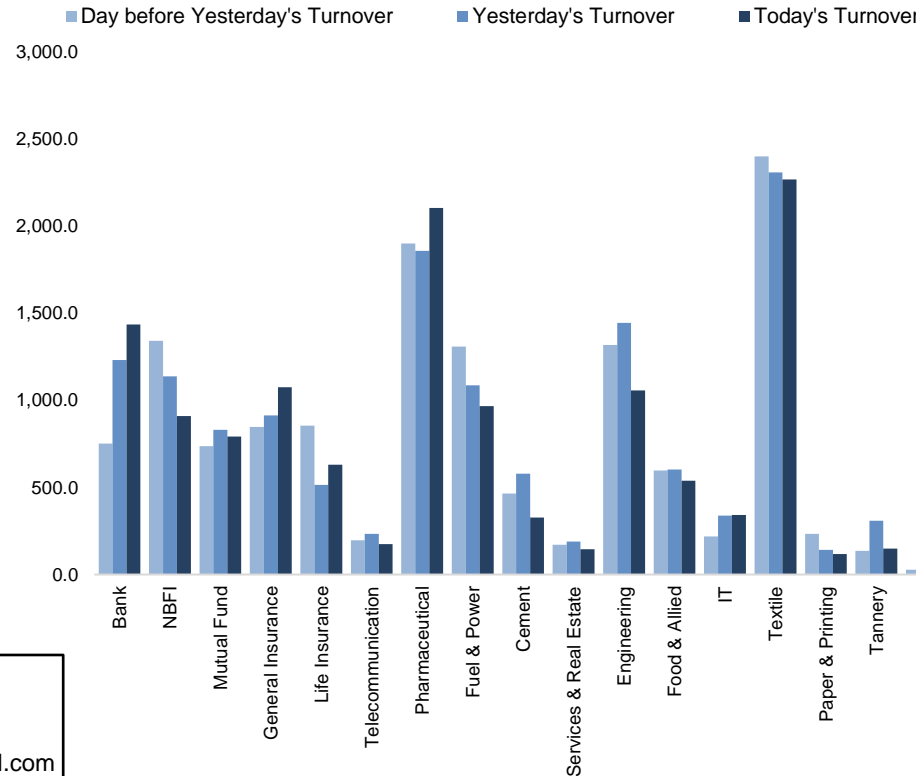
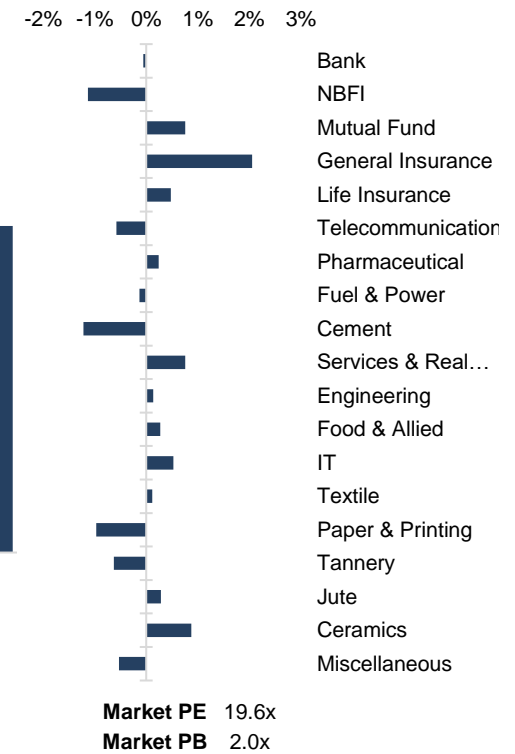


Figure: Sectorial Mcap Change



Anika Mafiz Research Analyst (880) 1708805206 anika.mafiz@bracepl.com	Md Mahirul Quddus Research Associate (880) 1709636546 mmahirul.quddus@bracepl.com
---	---

Sector Index	Closing	Opening	Points Δ	%Δ	No. of Companies	Mcap (BDT Mn)	% of Total Mcap	Turnover (BDT Mn)	% of Total Turnover	PE	PB	Top Twenty Market Cap	Mcap (BDT Mn)	% of Total Mcap	Turnover (BDT Mn)	PE	PB
Bank	1,540	1,541	-0.90	-0.06%	31	665,533	14.4%	1,433.6	9.3%	8.9x	0.8x	GP	479,627	10.4%	37.7	13.5x	7.9x
NBFI	2,187	2,212	-25.04	-1.13%	23	214,865	4.6%	908.5	5.9%	46.8x	3.4x	WALTONHIL	408,923	8.8%	19.1	40.9x	7.2x
Mutual Fund	1,112	1,104	+8.36	+0.76%	37	50,178	1.1%	791.7	5.2%	NM	1.0x	BATBC	294,516	6.4%	164.6	25.1x	7.8x
General Insurance	5,327	5,220	+107.44	+2.06%	38	137,777	3.0%	1,074.3	7.0%	25.7x	2.6x	ROBI	227,326	4.9%	82.3	NM	3.4x
Life Insurance	2,806	2,792	+13.40	+0.48%	13	77,220	1.7%	630.2	4.1%	NM	NM	SQURPHARMA	192,449	4.2%	100.6	13.3x	2.3x
Telecommunication	6,263	6,300	-36.41	-0.58%	3	735,861	15.9%	174.8	1.1%	18.9x	5.5x	UPGDCL	159,300	3.4%	63.5	16.5x	5.3x
Pharmaceutical	3,614	3,606	+8.67	+0.24%	31	658,521	14.2%	2,102.8	13.7%	21.6x	2.7x	RENATA	130,892	2.8%	35.8	28.5x	5.4x
Fuel & Power	1,716	1,719	-2.27	-0.13%	22	458,995	9.9%	965.9	6.3%	12.5x	1.4x	ICB	93,878	2.0%	21.5	45.3x	2.1x
Cement	2,129	2,155	-26.22	-1.22%	7	125,000	2.7%	326.4	2.1%	21.9x	2.7x	BEXIMCO	87,128	1.9%	1,198.8	24.0x	1.3x
Services & Real Estate	1,057	1,049	+7.98	+0.76%	8	41,082	0.9%	145.6	0.9%	NM	0.9x	BERGERPBL	86,203	1.9%	71.3	34.9x	8.8x
Engineering	4,980	4,973	+6.68	+0.13%	42	607,910	13.1%	1,055.5	6.9%	30.2x	2.8x	BXPBARMA	82,174	1.8%	159.1	18.0x	2.3x
Food & Allied	21,622	21,562	+59.29	+0.27%	20	391,218	8.4%	537.2	3.5%	33.3x	8.2x	LHBL	73,747	1.6%	216.9	25.7x	4.0x
IT	2,851	2,836	+15.03	+0.53%	11	33,853	0.7%	341.8	2.2%	31.3x	2.4x	MARICO	72,041	1.6%	15.9	23.2x	44.0x
Textile	1,460	1,458	+1.67	+0.11%	58	154,200	3.3%	2,266.6	14.8%	NM	1.0x	BRACBANK	70,722	1.5%	41.9	14.6x	1.4x
Paper & Printing	5,683	5,739	-55.57	-0.97%	6	16,282	0.4%	116.6	0.8%	43.8x	1.1x	SUMITPOWER	47,093	1.0%	55.0	8.4x	1.3x
Tannery	2,079	2,093	-13.12	-0.63%	6	22,693	0.5%	148.5	1.0%	NM	2.3x	ISLAMIBANK	46,207	1.0%	6.1	9.6x	0.7x
Jute	8,384	8,360	+23.97	+0.29%	3	2,067	0.0%	9.9	0.1%	NM	15.0x	DUTCHBANGL	46,035	1.0%	69.7	8.1x	1.4x
Ceramics	555	550	+4.81	+0.87%	5	28,177	0.6%	459.4	3.0%	60.3x	1.9x	BEACONPHAR	36,313	0.8%	295.8	36.0x	6.9x
Miscellaneous	4,148	4,170	-21.98	-0.53%	14	209,218	4.5%	1,873.8	12.2%	31.3x	2.1x	TITASGAS	35,612	0.8%	11.2	9.9x	0.5x
												UNILEVERCL	34,330	0.7%	1.8	72.8x	23.2x

Top Ten Gainers	Close Price (BDT)	Δ%	Turnover (BDT Mn)	PE	PB
GQBALLPEN	130.1	+10.0%	48.7	NM	1.0x
PAPERPROC	115.8	+10.0%	3.5	NM	4.2x
TAMIJTEX	86.2	+9.9%	0.9	NM	1.1x
BENGALWTL	26.7	+9.9%	46.5	NM	1.1x
SPCERAMICS	30.2	+9.8%	290.7	87.7x	1.0x
MONNOFABR	25.8	+9.8%	36.3	NM	0.9x
ACTIVEFINE	23.0	+9.5%	272.5	NM	1.0x
SALVOCHEM	36.9	+9.5%	96.7	83.1x	2.9x
FAREASTFIN	7.5	+8.7%	32.8	NM	6.5x
RAHIMTEXT	250.8	+8.6%	9.0	NM	6.7x

Top Twenty Free Float Mcap	Free Float Mcap (BDT Mn)	% of Total Free Float Mcap	PE	PB
SQURPHARMA	125,919	7.5%	13.3x	2.3x
BATBC	77,899	4.7%	25.1x	7.8x
RENATA	63,902	3.8%	28.5x	5.4x
BEXIMCO	60,510	3.6%	24.0x	1.3x
BXPBARMA	57,374	3.4%	18.0x	2.3x
GP	47,963	2.9%	13.5x	7.9x
BRACBANK	38,020	2.3%	14.6x	1.4x
LHBL	26,048	1.6%	25.7x	4.0x
BEACONPHAR	25,418	1.5%	36.0x	6.9x
EBL	23,310	1.4%	7.3x	0.9x
ROBI	22,619	1.4%	NM	3.4x
ISLAMIBANK	22,494	1.3%	9.6x	0.7x
OLYMPIC	20,703	1.2%	16.5x	3.9x
CITYBANK	19,054	1.1%	6.1x	0.9x
SUMITPOWER	17,326	1.0%	8.4x	1.3x
PUBALIBANK	17,049	1.0%	6.7x	0.6x
NBL	16,506	1.0%	7.7x	0.5x
UPGDCL	15,930	1.0%	16.5x	5.3x
PRIMEBANK	15,328	0.9%	8.8x	0.8x
IFIC	14,176	0.8%	18.6x	0.8x

Most Traded Share	Close Price (BDT)	Δ%	Turnover (BDT Mn)	PE	PB
BEXIMCO	97.0	+0.4%	1,198.8	24.0x	1.3x
PTL	59.3	+1.5%	350.1	14.8x	2.3x
IFIC	13.2	+4.8%	341.5	18.6x	0.8x
POWERGRID	49.5	-2.8%	321.1	10.6x	0.4x
SONALILIFE	74.7	-7.8%	320.3	NM	NM
BEACONPHAR	157.2	-1.9%	295.8	36.0x	6.9x
SPCERAMICS	30.2	+9.8%	290.7	87.7x	1.0x
ACTIVEFINE	23.0	+9.5%	272.5	NM	1.0x
SOUTHEASTB	17.0	+0.6%	258.0	8.2x	0.6x
SILCOPHL	33.2	+8.1%	252.9	41.1x	1.5x

Top Ten Losers	Close Price (BDT)	Δ%	Turnover (BDT Mn)	PE	PB
TALLUSPIN	7.9	-8.1%	7.2	NM	0.7x
SONALILIFE	74.7	-7.8%	320.3	NM	NM
BIFC	7.4	-7.5%	2.7	NM	NM
KTL	30.7	-7.0%	120.1	30.7x	1.8x
ALLTEX	13.4	-5.6%	4.3	NM	1.1x
FIRSTFIN	7.4	-5.1%	3.8	3.6x	1.2x
MONOSPOOL	166.9	-5.0%	6.7	NM	4.1x
ZAHEENSPIN	9.7	-4.9%	24.4	NM	1.1x
CENTRALPHL	14.6	-4.6%	53.5	NM	2.2x
MITHUNKNIT	13.0	-4.4%	2.0	NM	0.7x

Block Trade (Top 35)	Maximum Price (BDT)	Minimum Price (BDT)	Turnover (BDT Mn)	Quantity ('000)	No. of
SOUTHEASTB	16.9	16.9	405.6	24,000	5
BDFINANCE	54.4	50.0	391.1	7,400	9
FORTUNE	46.5	46.0	74.4	1,611	3
BNICL	127.0	119.0	33.7	270	2
SILCOPHL	31.3	29.0	28.6	979	7
BEXIMCO	104.3	95.3	21.6	207	2
ACMELAB	76.0	76.0	17.7	233	1
ACIFORMULA	162.0	162.0	16.2	100	1
DELTA LIFE	142.0	142.0	14.2	100	1
GENEXIL	91.9	91.9	12.9	140	1

Block Trade (Top 35)	Maximum Price (BDT)	Minimum Price (BDT)	Turnover (BDT Mn)	Quantity ('000)	No. of Trade
PTL	58.5	52.6	12.6	226	6
ASIAINS	106.0	106.0	10.6	100	1
STANDARINS	82.7	74.0	10.2	136	2
KTL	32.5	31.9	9.2	285	4
NFML	39.5	39.0	9.1	231	3
ORIONPHARM	60.0	60.0	6.9	115	1
BENGALWTL	24.3	24.3	4.9	200	1
RDFOOD	44.0	39.1	3.8	88	3
ANWARGALV	242.0	242.0	3.1	13	1
NRBCBANK	32.3	31.9	3.1	96	3
FUWANGCER	19.1	19.1	2.9	150	2
UPGDCL	275.0	275.0	2.8	10	1
BBSCABLES	66.0	66.0	2.4	36	1
RELIANCINS	106.0	106.0	2.3	22	1
RAHIMTEXT	230.0	230.0	2.3	10	1
MARICO	2,290.0	2,290.0	2.3	1	1
MALEKSPIN	32.0	32.0	2.2	70	1
AMANFEED	75.0	65.4	2.2	31	3
ACTIVEFINE	21.2	21.2	2.0	96	1
KDSALTD	51.4	51.4	1.8	36	2
DUTCHBANGL	86.0	86.0	1.7	20	1
GBBPOWER	32.9	32.9	1.5	45	1
ALIF	15.4	14.3	1.5	99	2
ISLAMIINS	57.2	57.2	1.4	25	1
GRAMEENS2	18.6	18.6	1.3	70	2
Total			1,125.9		87

Important DSE News
ICBIBANK

(Q2 Un-audited): EPS was Tk. (0.17) for April-June 2021 as against Tk. (0.23) for April-June 2020; EPS was Tk. (0.32) for January-June 2021 as against Tk. (0.32) for January-June 2020. NOCFPS was Tk. 0.67 for January-June 2021 as against Tk. (0.44) for January-June 2020. NAV per share was Tk. (17.86) as on June 30, 2021 and Tk. (17.43) as on June 30, 2020.

EASTRNLUB

The Company has informed that Bangladesh Petroleum Corporation (BPC) has refixed price structure of locally blended Lubricating oil vide their letter dated 13.07.2021 in which blending charge has been increased to BDT 6.50 from BDT 3.00 per liter and storage charge has been increased to BDT 0.15 from BDT 0.05 per litre with effect from 14.07.2021. In this regard, the Company also that they may earn a gross blending charge recovery of BDT 39.25 lac approximately per year from this business.

LRGLOBMF1

IDLC Finance Ltd., one of the Corporate Sponsors of the Fund, has expressed its intention to sell 15,00,000 units out of its total holding of 46,66,204 units of the Fund at prevailing market price (In the Public Market) through Stock Exchange (DSE) within July 29, 2021.

CNW

Trading of the shares of Baraka Patenga Power Limited will commence at DSE from July 15, 2021 under 'N' category. DSE Trading Code for Baraka Patenga Power Limited is "BPPL" and DSE Company Code is 15324.

Baraka Patenga Power Limited: (Q3): As per un-audited Q3 consolidated financial statements, profit attributable to ordinary equity holders' of the parent entity is BDT 163.14 million and basic EPS of BDT 1.64 for the 3 (three) months (January-March 2021) period ended on 31 March 2021 against profit attributable to ordinary equity holders of the parent entity of BDT 135.21 million and basic EPS of BDT 1.36 for the same period of the previous year. However, Post-IPO basic EPS for the 3 (three) months (January-March 2021) period ended on 31 March 2021 would be BDT 0.94. Moreover, profit attributable to ordinary equity holders' of the parent entity is BDT 501.51 million and basic EPS of BDT 5.05 for the 9 (nine) months (July 2020-March 2021) period ended on 31 March 2021 against profit attributable to ordinary equity holders' of the parent entity of BDT 470.19 million and basic EPS of BDT 4.74 for the same period of the previous year. However, Post-IPO EPS would be BDT 2.90 for 9 (nine) months (July 2020-March 2021) period ended on 31 March 2021. Pre-IPO Net Asset Value (NAV) per share (considering Pre-IPO paid up shares) would be BDT 27.07 as on 31 March 2021 and the same would be Tk. 28.53 (considering Post-IPO paid up shares). Pre-IPO weighted average paid-up number of shares for 3 (three) months (January-March 2021) and 9 (nine) months (July 2020-March 2021) period ended on 31 March 2021 was 99,225,000 which was same for the same period of the previous year and Post-IPO paid-up number of shares would be 172,995,488.

WALTONHIL

Refer to their earlier news disseminated by DSE on 24.05.2021 regarding EGM for rearrangement of use of IPO proceeds the Company has further informed that the shareholders of the Company in the EGM held on July 14, 2021 have approved the re-arrangement of use of IPO proceeds of the Company. As per the approval, BDT 625,000,000.00 as allotted for BMRE, Unutilized amount from estimated IPO expenses of BDT 5,967,391.00. Interest Income generated from bank deposits of IPO Proceeds of BDT 14,100,798.00 and in addition, interest income to be generated in future will be utilized against the revised BMRE of the Company. The Extraordinary General Meeting was held in compliance with the requirement of the Bangladesh Securities and Exchange Commission (BSEC) vide its letter dated: May 11, 2021.

Upcoming Corporate Events

DSE Ticker	Right Share	Dividend		Event	Date
		Stock	Cash		
PIONEERINS	-	10.0%	20.0%	Record Date	18-Jul-21
PRAGATILIF	-	0.0%	12.0%	Record Date	19-Jul-21
PURABIGEN	-	5.0%	5.0%	Record Date	27-Jul-21
PHOENIXFIN	-	6.0%	6.0%	Record Date	29-Jul-21

Disclaimer: This report has been prepared by BRAC EPL Stock Brokerage Ltd and is provided for information purposes. It is not, under any circumstances, to be used or considered as an offer to sell, or a solicitation of any offer to buy. Reasonable care has been taken to ensure that the information is not untrue and misleading. BRAC EPL Stock Brokerage Ltd makes no representation or warranty as to the accuracy or completeness of such information. All opinions and estimates included in this report constitute our judgment as of this date and are subject to change without notice.