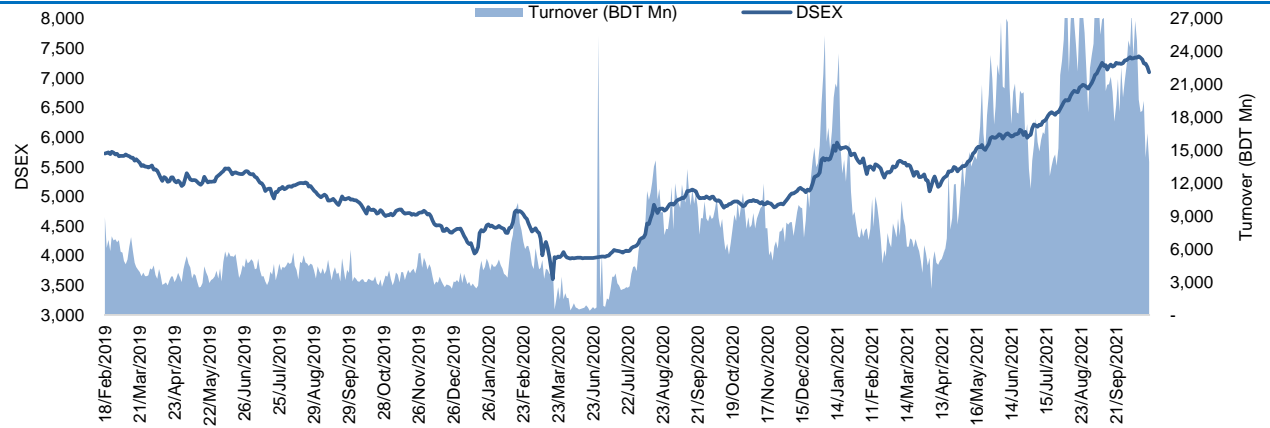


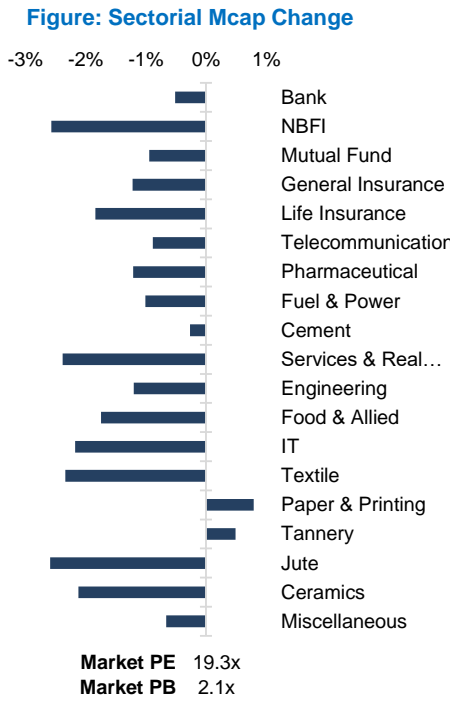
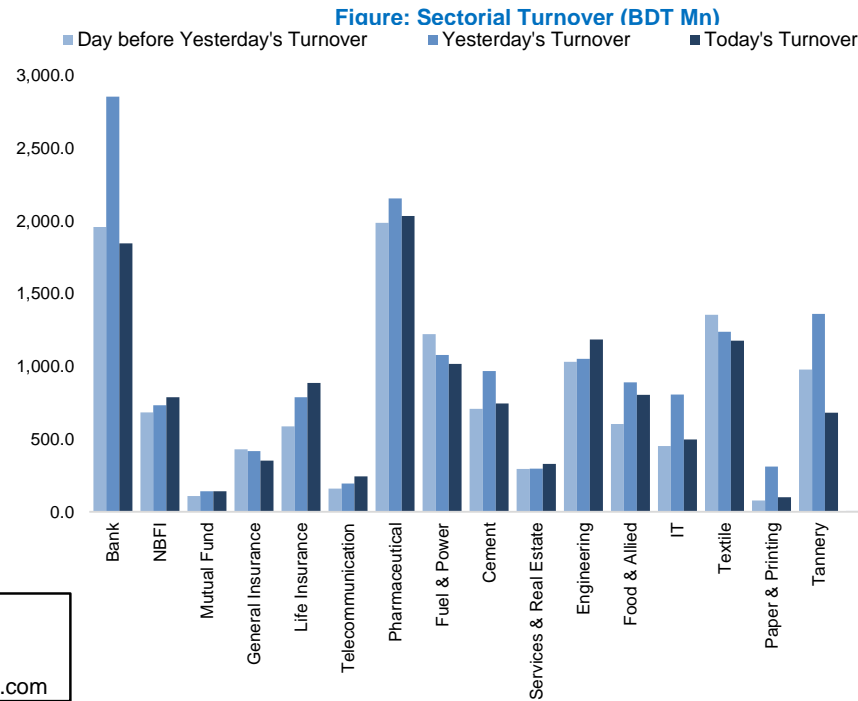
The market closed in red today. The benchmark index DSEX (-1.24%) lost 89.19 points and closed at 7,097.27. The blue-chip index DS30 (-0.98%), the Shariah-based index DSES (-1.37%), and the large-cap index CDSET (-0.96%) closed at 2,678.56, 1,525.18, and 1,434.14 points, respectively. All the large-cap sectors posted negative performance today. NBF1 experienced the highest loss of 2.57% followed by Food & Allied (-1.74%), Pharmaceutical (-1.21%), Engineering (-1.20%), Fuel & Power (-1.01%), Telecommunication (-0.88%), and Bank (-0.51%), respectively. Block trades contributed 0.2% of the overall market turnover. Orion Pharma Ltd. (+3.4%) was the most traded share with a turnover of BDT 898 million.



Index	Closing	Opening	Point Δ	%Δ	YTD %Δ
DSEX	7,097.27	7,186.46	-89.19	-1.24%	+31.4%
DS30	2,678.56	2,705.14	-26.58	-0.98%	+36.4%
DSES	1,525.18	1,546.32	-21.14	-1.37%	+22.8%
CDSET	1,434.14	1,448.09	-13.95	-0.96%	+27.7%

	Advanced	Declined	Unchanged	Total
All Category	33	324	17	374
A Category (Equity)	26	236	14	276
B Category (Equity)	4	52	1	57
N Category (Equity)	2	9	0	11
Z Category (Equity)	1	27	2	30
Mutual Funds	1	29	6	36
Corporate Bonds	0	1	0	1

		Today	Last Day	Daily %Δ
Mcap	Mn BDT	5,714,123	5,773,600	-1.0%
	Mn USD	67,067	67,765	
Turnover	Mn BDT	13,938	16,554	-15.8%
	Mn USD	164	194	
Volume	Mn Shares	325	375	-13.3%
No. of Trade		219,626	229,664	-4.4%



<b>Anika Mafiz</b> Research Analyst (880) 1708805206 anika.mafiz@bracepl.com	<b>Fahim Hassan</b> Research Associate (880) 1709636546 fahim.hassan@bracepl.com
---	---

Sector Index	Closing	Opening	Points Δ	%Δ	No. of Companies	Mcap (BDT Mn)	% of Total Mcap	Turnover (BDT Mn)	% of Total Turnover	PE	PB	Top Twenty Market Cap	Mcap (BDT Mn)	% of Total Mcap	Turnover (BDT Mn)	PE	PB
Bank	1,654	1,662	-8.52	-0.51%	32	723,915	14.2%	1,844.8	13.4%	8.3x	0.9x	GP	490,834	9.6%	84.9	13.4x	9.8x
NBFI	2,501	2,566	-65.87	-2.57%	23	247,523	4.9%	787.2	5.7%	21.5x	3.9x	BATBC	395,658	7.8%	662.8	29.3x	10.6x
Mutual Fund	979	989	-9.33	-0.94%	37	44,826	0.9%	141.4	1.0%	NM	0.9x	WALTONHIL	369,027	7.2%	14.9	22.5x	3.9x
General Insurance	5,187	5,251	-64.10	-1.22%	38	130,700	2.6%	352.5	2.6%	21.1x	2.3x	ROBI	210,041	4.1%	81.2	NM	3.2x
Life Insurance	2,835	2,888	-53.00	-1.84%	13	80,260	1.6%	886.0	6.4%	NM	NM	SQRPHARMA	204,682	4.0%	171.3	14.1x	2.4x
Telecommunication	6,206	6,261	-55.33	-0.88%	3	734,483	14.4%	243.1	1.8%	18.4x	6.0x	UPGDCL	168,575	3.3%	51.7	17.5x	5.6x
Pharmaceutical	4,094	4,144	-50.02	-1.21%	31	742,321	14.5%	2,034.9	14.7%	24.3x	3.0x	RENATA	139,702	2.7%	14.2	30.4x	5.8x
Fuel & Power	1,931	1,951	-19.67	-1.01%	23	534,472	10.5%	1,016.3	7.4%	14.1x	1.6x	BEXIMCO	126,365	2.5%	601.6	34.7x	1.9x
Cement	2,939	2,947	-7.75	-0.26%	7	159,321	3.1%	744.2	5.4%	22.2x	3.3x	ICB	109,752	2.2%	30.9	53.3x	2.5x
Services & Real Estate	1,391	1,425	-33.93	-2.38%	8	53,290	1.0%	329.8	2.4%	NM	1.1x	LHBL	104,407	2.0%	667.2	26.4x	5.4x
Engineering	4,984	5,044	-60.46	-1.20%	42	605,557	11.9%	1,185.4	8.6%	22.3x	2.4x	BXPBARMA	102,115	2.0%	172.2	22.4x	2.9x
Food & Allied	27,917	28,412	-494.71	-1.74%	20	497,338	9.7%	803.0	5.8%	37.0x	10.7x	BERGERPBL	82,622	1.6%	11.3	24.8x	7.2x
IT	3,395	3,471	-75.37	-2.17%	11	39,794	0.8%	496.6	3.6%	36.5x	2.8x	MARICO	71,574	1.4%	20.8	22.4x	26.3x
Textile	1,637	1,677	-39.12	-2.33%	58	172,163	3.4%	1,177.2	8.5%	NM	1.1x	BRACBANK	62,926	1.2%	31.2	10.8x	1.3x
Paper & Printing	7,440	7,382	+58.55	+0.79%	6	21,983	0.4%	100.5	0.7%	45.8x	1.5x	DUTCHBANGL	50,410	1.0%	17.1	9.2x	1.5x
Tannery	3,269	3,253	+16.03	+0.49%	6	36,026	0.7%	680.4	4.9%	NM	3.5x	BEACONPHAR	50,312	1.0%	42.9	49.8x	9.6x
Jute	8,547	8,774	-227.04	-2.59%	3	2,060	0.0%	5.4	0.0%	NM	14.9x	SUMITPOWER	49,122	1.0%	140.3	8.7x	1.4x
Ceramics	708	724	-15.32	-2.12%	5	33,671	0.7%	178.3	1.3%	38.4x	2.2x	ISLAMIBANK	48,300	0.9%	8.8	9.6x	0.8x
Miscellaneous	4,821	4,854	-32.09	-0.66%	14	243,302	4.8%	796.5	5.8%	32.1x	2.4x	POWERGRID	44,403	0.9%	248.1	20.6x	0.8x
												TITASGAS	41,745	0.8%	24.5	11.6x	0.6x

Top Ten Gainers	Close Price (BDT)	Δ%	Turnover (BDT Mn)	PE	PB
GOLDENSON	18.0	+9.8%	73.1	NM	0.9x
SBACBANK	22.1	+5.2%	243.8	10.7x	1.7x
BSRMLTD	116.7	+4.5%	194.8	9.8x	1.0x
SONALIPAPR	579.3	+4.5%	79.4	75.8x	2.0x
NHFIL	66.5	+3.7%	156.9	20.6x	3.8x
TAMIJTEX	153.5	+3.5%	4.3	NM	1.9x
ORIONPHARM	107.7	+3.4%	897.6	35.1x	1.4x
ANWARGALV	425.7	+3.3%	24.8	52.2x	23.1x
SHEPHERD	31.4	+3.3%	102.8	NM	2.1x
ARAMIT	395.0	+2.6%	16.7	NM	2.7x

Top Twenty Free Float Mcap	Free Float Mcap (BDT Mn)	% of Total Free Float Mcap	PE	PB
SQRPHARMA	133,923	7.0%	14.1x	2.4x
BATBC	104,652	5.5%	29.3x	10.6x
BEXIMCO	87,761	4.6%	34.7x	1.9x
BXPBARMA	71,297	3.8%	22.4x	2.9x
RENATA	68,202	3.6%	30.4x	5.8x
GP	49,083	2.6%	13.4x	9.8x
LHBL	36,877	1.9%	26.4x	5.4x
BEACONPHAR	35,217	1.9%	49.8x	9.6x
BRACBANK	33,829	1.8%	10.8x	1.3x
EBL	24,775	1.3%	6.8x	1.2x
ISLAMIBANK	23,513	1.2%	9.6x	0.8x
OLYMPIC	21,261	1.1%	16.9x	4.0x
ROBI	20,899	1.1%	NM	3.2x
CITYBANK	20,558	1.1%	5.5x	1.0x
IFIC	19,653	1.0%	17.0x	1.1x
NBL	18,220	1.0%	8.5x	0.5x
SUMITPOWER	18,072	1.0%	8.7x	1.4x
PUBALIBANK	17,894	0.9%	6.4x	0.6x
ORIONPHARM	17,142	0.9%	35.1x	1.4x
UPGDCL	16,858	0.9%	17.5x	5.6x

Most Traded Share	Close Price (BDT)	Δ%	Turnover (BDT Mn)	PE	PB
ORIONPHARM	107.7	+3.4%	897.6	35.1x	1.4x
DELTA LIFE	194.9	-2.3%	811.4	NM	NM
LHBL	89.9	+0.2%	667.2	26.4x	5.4x
BATBC	732.7	-1.9%	662.8	29.3x	###
FORTUNE	110.5	+1.8%	660.7	45.2x	7.1x
BEXIMCO	144.2	+0.1%	601.6	34.7x	1.9x
IFIC	18.3	-2.1%	592.0	17.0x	1.1x
NRBCBANK	34.8	+1.8%	448.6	12.1x	2.3x
GENEXIL	137.6	-1.9%	393.7	45.1x	7.4x
POWERGRID	62.3	-2.0%	248.1	20.6x	0.8x

Top Ten Losers	Close Price (BDT)	Δ%	Turnover (BDT Mn)	PE	PB
MEGCONMILK	16.8	-9.2%	1.3	NM	NM
BEACHHATCH	19.5	-8.5%	5.1	NM	2.0x
DACCADYE	20.9	-7.9%	17.0	44.5x	2.4x
SAVAREFR	206.2	-7.9%	0.3	NM	94.2x
USMANIAGL	58.9	-7.5%	1.4	NM	0.7x
OAL	11.3	-7.4%	15.6	NM	0.8x
BDWELDING	18.0	-7.2%	2.7	NM	1.6x
PAPERPROC	134.9	-6.6%	6.2	NM	4.9x
ILFSL	7.4	-6.3%	9.8	NM	NM
MONOSPOOL	143.4	-5.9%	2.0	NM	3.5x

Block Trade	Maximum Price (BDT)	Minimum Price (BDT)	No. of Trade	Quantity ('000)	Turnover (BDT)
SONALIPAPR	587.5	547.1	4.0	121	67.84
BATBC	750.0	750.0	1.0	25	18.75
DELTA LIFE	198.5	190.0	3.0	85	16.788
FAREASTLIF	65.0	65.0	1.0	114	7.433
SQRPHARMA	232.0	232.0	1.0	20	4.64
BSRMLTD	121.0	102.0	4.0	39	4.24
FORTUNE	116.3	100.1	3.0	30	3.182
GBBPOWER	39.0	39.0	1.0	50	1.95
EHL	58.0	58.0	1.0	30	1.74
RUPALILIFE	75.0	75.0	1.0	18	1.35

\*NBFI Sector PE calculation methodology has been modified to reflect positive earnings only.

Block Trade	Maximum Price (BDT)	Minimum Price (BDT)	Turnover (BDT Mn)	Quantity ('000)	No. of Trade
SONALIPAPR	587.5	547.1	67.8	121	4
BATBC	750.0	750.0	18.8	25	1
DELTALIFE	198.5	190.0	16.8	85	3
FAREASTLIF	65.0	65.0	7.4	114	1
SQURPHARMA	232.0	232.0	4.6	20	1
BSRMLTD	121.0	102.0	4.2	39	4
FORTUNE	116.3	100.1	3.2	30	3
GBBPOWER	39.0	39.0	2.0	50	1
EHL	58.0	58.0	1.7	30	1
RUPALILIFE	75.0	75.0	1.4	18	1
SHASHADNIM	32.0	32.0	1.1	35	1
LRBDL	53.1	53.1	1.1	20	1
RDFOOD	50.0	50.0	1.0	20	1
LOVELLO	38.9	38.9	0.7	18	1
SPCL	127.0	127.0	0.6	5	1
MAKSONSPIN	31.0	31.0	0.6	20	1
IFADAUTOS	58.0	58.0	0.6	10	1
MLDYEING	30.0	30.0	0.5	17	1
<b>Total</b>			<b>134.1</b>		<b>28</b>

**Upcoming Corporate Events**

DSE Ticker	Right Share	Dividend		Event	Date
		Stock	Cash		
Summit Power Limited	-	0.0%	35.0%	Record Date	24-Oct-21
Bay Leasing & Investment Limited	-	0.0%	10.0%	Record Date	18-Oct-21
Apex Footwear Limited	-	5.0%	35.0%	Record Date	21-Oct-21
Deshbandhu Polymer Limited	-	0.0%	5.0%	Record Date	28-Oct-21
Apex Tannery Limited	-	0.0%	10.0%	Record Date	27-Oct-21
Index Agro Industries Limited	-	0.0%	25.0%	Record Date	31-Oct-21
Far East Knitting & Dyeing Industries Limited	-	0.0%	10.0%	Record Date	11-Nov-21
Anwar Galvanizing Ltd.	-	10.0%	20.0%	Record Date	18-Nov-21
Envoy Textiles Limited	-	0.0%	5.0%	Record Date	15-Nov-21
Nahee Aluminum Composite Panel Ltd.	-	0.0%	10.0%	Record Date	10-Nov-21

**Important DSE News**
**NAHEEACP**

The Board of Directors has recommended 10% cash dividend for the year ended on June 30, 2021. Date of AGM: 15.12.2021, Time: 3:30 PM, Venue: Digital Platform. Record Date: 10.11.2021. The Company has also reported EPS of Tk. 2.15, NAV per share of Tk. 17.38 and NOCFPS of Tk. 1.96 for the year ended on June 30, 2021 as against Tk. 2.31, Tk. 17.09 and Tk. 1.45 respectively for the same period of the previous year.

**UPGDCL**

The Company has informed that United Anwara Power Ltd. (UANPL), a subsidiary of United Power Generation & Distribution Company Ltd. (UPGDCL) having 300 MW capacity, has recommended 600% Final Cash Dividend equivalent to BDT 600.00 Crore only i.e. Taka 600 per shares at a Face Value of Tk. 10 each, based on audited Financial Statement for the year ended June 30, 2021. UPGDCL being 99% owner of UANPL, accounted for BDT 594.00 Crore only of the Final Cash Dividend.

**UNIONCAP**

National Credit Ratings Limited (NCR) has assigned the surveillance rating of the Company as "A+" in the long term and "ST-3" in the short term along with developing outlook based on audited financial statements of the Company as on December 31, 2020.

**SHASHADNIM**

As per Regulation 19(1) of the Dhaka Stock Exchange (Listing) Regulations, 2015, the Company has informed that a meeting of the Board of Directors will be held on October 28, 2021 at 4:30 PM to consider, among others, audited financial statements of the Company for the year ended on June 30, 2021.

**DGIC**

As per Regulation 16(1) of the Dhaka Stock Exchange (Listing) Regulations, 2015, the Company has informed that a meeting of the Board of Directors will be held on October 24, 2021 at 4:30 PM to consider, among others, un-audited financial statements of the Company for the Third Quarter (Q3) period ended on September 30, 2021.

**UCB**

The company has informed that a meeting of the Board of Directors will be held on October 24, 2021 at 3:00 PM to consider, among others, un-audited financial statements of the Company for the Third Quarter (Q3) period ended on September 30, 2021.

**Disclaimer:** This report has been prepared by BRAC EPL Stock Brokerage Ltd and is provided for information purposes. It is not, under any circumstances, to be used or considered as an offer to sell, or a solicitation of any offer to buy. Reasonable care has been taken to ensure that the information is not untrue and misleading. BRAC EPL Stock Brokerage Ltd makes no representation or warranty as to the accuracy or completeness of such information. All opinions and estimates included in this report constitute our judgment as of this date and are subject to change without notice.

**ISLAMICFIN**

Mr. Abul Quasem Haider, one of the Sponsor Directors of the Company, further reported that he has completed his sale of 3,50,000 shares of the Company at prevailing market price through Stock Exchange as per declaration disseminated on 12.09.2021.

**IPDC**

EPS was Tk. 0.59 for July-September 2021 as against Tk. 0.50 for July-September 2020; EPS was Tk. 1.70 for January-September 2021 as against Tk. 1.35 for January-September 2020. NOCFPS was Tk. (5.80) for January-September 2021 as against Tk. 11.31 for January-September 2020. NAV per share was Tk. 16.48 (with Revaluation), Tk. 15.65 (without Revaluation) as on September 30, 2021 and Tk. 16.34 (with Revaluation), Tk. 15.15 (without Revaluation) as on December 31, 2020.

**MEGHNALIFE**

Karnaphuli Insurance Co. Ltd., one of the Corporate Directors of the Company, has expressed its intention to buy 2,00,000 shares of the Company at prevailing market price through Stock Exchange (DSE) within October 31, 2021.

**KARNAPHULI**

Meghna Life Insurance Co. Ltd., one of the Corporate Directors of the Company, has expressed its intention to buy 3,00,000 shares of the Company at prevailing market price through Stock Exchange (DSE) within October 31, 2021.

**USMANIAGL**

The company has informed that a meeting of the Board of Directors will be held on October 27, 2021 at 3:00 PM to consider, among others, audited financial statements of the Company for the year ended on June 30, 2021.

As per Regulation 16(1) of the Dhaka Stock Exchange (Listing) Regulations, 2015, the Company has informed that a meeting of the Board of Directors will be held on October 27, 2021 at 3:00 PM to consider, among others, un-audited financial statements of the Company for the First Quarter (Q1) period ended on September 30, 2021.

**CRYSTALINS**

The company has informed that a meeting of the Board of Directors will be held on October 24, 2021 at 3:00 PM to consider, among others, un-audited financial statements of the Company for the Third Quarter (Q3) period ended on September 30, 2021.

**NAVANACNG**

As per Regulation 19(1) of the Dhaka Stock Exchange (Listing) Regulations, 2015, the Company has informed that a meeting of the Board of Directors will be held on October 26, 2021 at 4:00 PM to consider, among others, audited financial statements of the Company for the year ended on June 30, 2021.

**AFTABAUTO**

As per Regulation 19(1) of the Dhaka Stock Exchange (Listing) Regulations, 2015, the Company has informed that a meeting of the Board of Directors will be held on October 26, 2021 at 2:45 PM to consider, among others, audited financial statements of the Company for the year ended on June 30, 2021.

**UTTARABANK**

As per Regulation 16(1) of the Dhaka Stock Exchange (Listing) Regulations, 2015, the Company has informed that a meeting of the Board of Directors will be held on October 25, 2021 at 3:00 PM to consider, among others, un-audited financial statements of the Company for the Third Quarter (Q3) period ended on September 30, 2021.

**NITOLINS**

As per Regulation 16(1) of the Dhaka Stock Exchange (Listing) Regulations, 2015, the Company has informed that a meeting of the Board of Directors will be held on October 26, 2021 at 4:00 PM to consider, among others, un-audited financial statements of the Company for the Third Quarter (Q3) period ended on September 30, 2021.

**SKTRIMS**

The company has informed that a meeting of the Board of Directors will be held on October 28, 2021 at 4:30 PM to consider, among others, audited financial statements of the Company for the year ended on June 30, 2021.

**ABBANK**

The company has informed that a meeting of the Board of Directors will be held on October 27, 2021 at 3:00 PM to consider, among others, un-audited financial statements of the Company for the Third Quarter (Q3) period ended on September 30, 2021.

**Disclaimer:** This report has been prepared by BRAC EPL Stock Brokerage Ltd and is provided for information purposes. It is not, under any circumstances, to be used or considered as an offer to sell, or a solicitation of any offer to buy. Reasonable care has been taken to ensure that the information is not untrue and misleading. BRAC EPL Stock Brokerage Ltd makes no representation or warranty as to the accuracy or completeness of such information. All opinions and estimates included in this report constitute our judgment as of this date and are subject to change without notice.