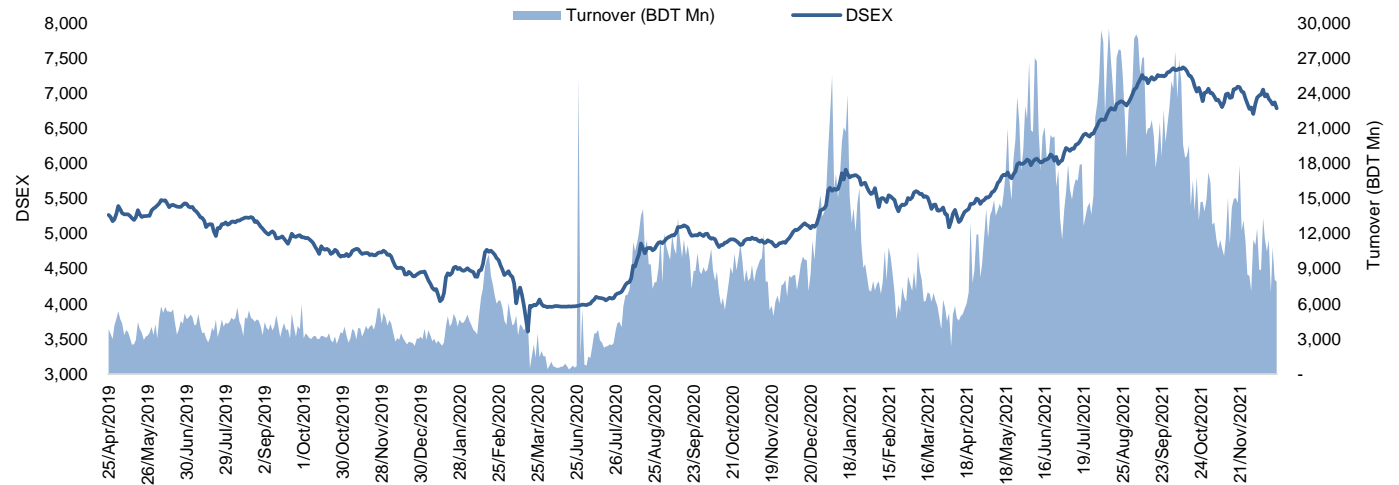


Daily Market Update

The market closed in red today. The benchmark index DSEX (-1.24%) lost 84.98 points and closed at 6,783.19. The blue-chip index DS30 (-1.50%), the Shariah-based index DSES (-1.30%), and the large-cap index CDSET (-1.34%) closed at 2,547.71, 1,443.25, and 1,373.01 points, respectively. All the large-cap sectors posted negative performance today. NBF1 experienced the highest loss of 1.90% followed by Food & Allied (-1.64%), Bank (-1.54%), Fuel & Power (-1.23%), Telecommunication (-1.13%), Pharmaceutical (-1.00%), and Engineering (-0.67%), respectively. Block trades contributed 0.8% of the overall market turnover. Bangladesh Export Import Company Ltd. (-1.0%) was the most traded share with a turnover of BDT 730 million.



Index	Closing	Opening	Point Δ	%Δ	YTD %Δ
DSEX	6,783.19	6,868.17	-84.98	-1.24%	+25.6%
DS30	2,547.71	2,586.46	-38.76	-1.50%	+29.7%
DSES	1,443.25	1,462.31	-19.06	-1.30%	+16.2%
CDSET	1,373.01	1,391.70	-18.69	-1.34%	+22.3%

	Advanced	Declined	Unchanged	Total
All Category	87	266	25	378
A Category (Equity)	67	189	20	276
B Category (Equity)	13	43	4	60
N Category (Equity)	2	10	0	12
Z Category (Equity)	5	24	1	30
Mutual Funds	2	23	11	36
Corporate Bonds	0	1	0	1

		Today	Last Day	Daily %Δ
Mcap	Mn BDT	5,462,143	5,515,908	-1.0%
	Mn USD	63,661	64,288	
Turnover	Mn BDT	7,862	8,074	-2.6%
	Mn USD	92	94	
Volume	Mn Shares	205	184	+11.3%
No. of Trade		211,424	152,666	+38.5%

Figure: Sectorial Turnover (BDT)

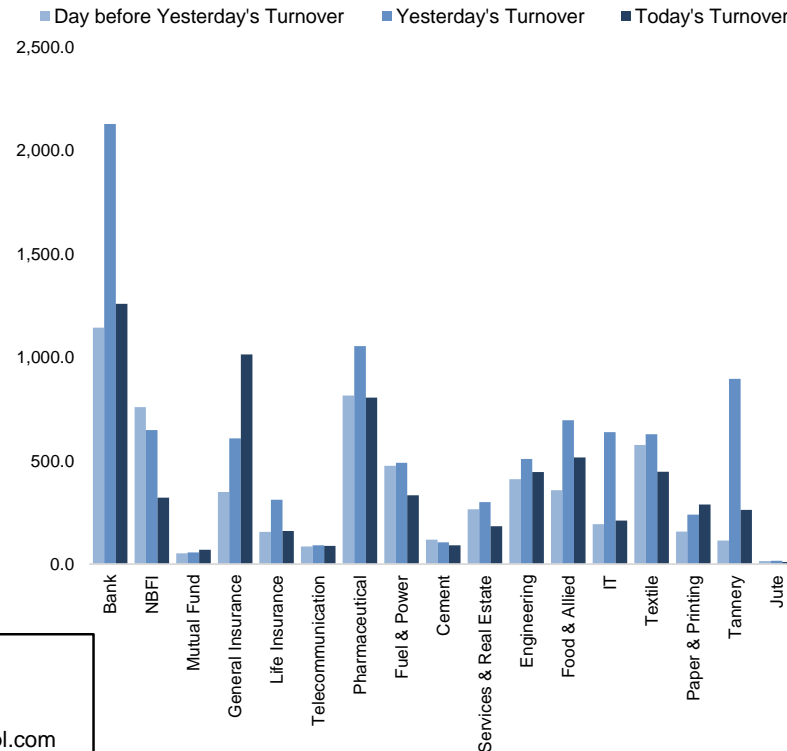
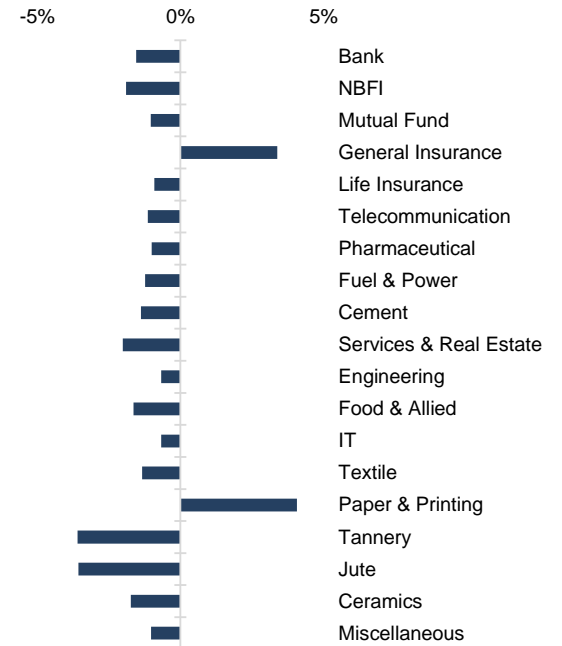


Figure: Sectorial Mcap Change



Market PE 17.0x
Market PB 1.9x

Anika Mafiz
Research Analyst
(880) 1708805206
anika.mafiz@bracepl.com

Fahim Hassan
Research Associate
(880) 1709636546
fahim.hassan@bracepl.com

Sector Index	Closing	Opening	Points Δ	%Δ	No. of Companies	Mcap (BDT Mn)	% of Total Mcap	Turnover (BDT Mn)	% of Total Turnover	PE	PB	Top Twenty Market Cap	Mcap (BDT Mn)	% of Total Mcap	Turnover (BDT Mn)	PE	PB
Bank	1,557	1,582	-24.40	-1.54%	32	722,749	14.9%	1,258.0	16.9%	8.0x	0.9x	GP	476,926	9.8%	24.6	13.1x	11.5x
NBFI	2,242	2,286	-43.47	-1.90%	23	225,708	4.6%	321.7	4.3%	21.4x	4.0x	WALTONHIL	354,729	7.3%	4.5	23.3x	3.9x
Mutual Fund	885	894	-9.24	-1.03%	37	41,249	0.8%	69.6	0.9%	NM	0.8x	BATBC	348,624	7.2%	149.5	25.4x	8.7x
General Insurance	4,735	4,580	+155.06	+3.39%	39	131,241	2.7%	1,012.8	13.6%	20.6x	2.2x	ROBI	194,327	4.0%	50.4	84.6x	2.9x
Life Insurance	2,602	2,625	-23.79	-0.91%	13	74,396	1.5%	160.3	2.2%	NM	NM	SQURPHARMA	189,789	3.9%	73.9	11.2x	2.0x
Telecommunication	5,853	5,920	-67.09	-1.13%	3	701,530	14.4%	88.4	1.2%	17.2x	6.0x	UPGDCL	144,924	3.0%	28.4	13.3x	4.1x
Pharmaceutical	3,896	3,936	-39.42	-1.00%	32	723,792	14.9%	805.2	10.8%	19.0x	2.6x	RENATA	140,219	2.9%	25.9	26.9x	5.2x
Fuel & Power	1,800	1,822	-22.38	-1.23%	23	475,978	9.8%	332.9	4.5%	11.8x	1.2x	BEXIMCO	133,814	2.7%	730.3	13.3x	1.8x
Cement	2,488	2,523	-34.69	-1.38%	7	131,727	2.7%	91.1	1.2%	18.3x	2.7x	ICB	95,650	2.0%	2.6	67.7x	2.1x
Services & Real Estate	1,314	1,341	-26.95	-2.01%	8	52,622	1.1%	182.7	2.5%	NM	1.1x	BXPHERMA	88,464	1.8%	50.7	16.0x	2.3x
Engineering	4,742	4,774	-31.79	-0.67%	42	574,222	11.8%	444.8	6.0%	19.1x	2.1x	LHBL	86,987	1.8%	75.5	22.0x	4.5x
Food & Allied	25,117	25,535	-417.60	-1.64%	20	455,424	9.4%	515.7	6.9%	31.1x	9.2x	BERGERPBL	82,771	1.7%	1.5	26.6x	6.9x
IT	3,400	3,423	-22.90	-0.67%	11	43,652	0.9%	210.3	2.8%	37.4x	3.1x	BRACBANK	74,481	1.5%	38.7	13.0x	1.5x
Textile	1,474	1,494	-19.99	-1.34%	58	162,848	3.3%	445.8	6.0%	35.3x	1.0x	MARICO	73,408	1.5%	10.9	22.2x	31.2x
Paper & Printing	9,746	9,365	+380.98	+4.07%	6	31,277	0.6%	288.3	3.9%	NM	2.2x	BEACONPHAR	54,493	1.1%	39.2	47.1x	9.5x
Tannery	3,249	3,371	-121.20	-3.60%	6	35,491	0.7%	262.4	3.5%	NM	3.5x	ISLAMIBANK	51,520	1.1%	45.1	9.6x	0.8x
Jute	8,360	8,668	-308.85	-3.56%	3	2,055	0.0%	9.8	0.1%	NM	20.7x	DUTCHBANGL	50,031	1.0%	28.7	8.5x	1.4x
Ceramics	672	683	-11.86	-1.74%	5	30,918	0.6%	54.8	0.7%	31.6x	2.0x	SUMITPOWER	41,540	0.9%	34.5	7.8x	1.1x
Miscellaneous	4,730	4,779	-48.91	-1.02%	14	249,380	5.1%	873.8	11.8%	17.7x	2.3x	UNILEVERCL	39,904	0.8%	43.1	87.2x	29.8x
												POWERGRID	39,841	0.8%	28.1	12.0x	0.4x

Top Ten Gainers	Close Price (BDT)	Δ%	Turnover (BDT Mn)	PE	PB
EASTERNINS	118.8	+10.0%	91.8	24.4x	2.4x
ASIAINS	96.0	+10.0%	114.8	33.7x	3.4x
BNICL	129.2	+10.0%	47.7	44.7x	5.9x
KBPPWBIL	13.8	+9.5%	38.0	NM	1.1x
SHURWID	18.8	+9.3%	27.9	8.6x	1.5x
SONALIPAPR	827.2	+7.5%	243.4	NM	3.4x
RENWICKJA	1,207.0	+6.3%	10.5	NM	NM
PROVATIINS	117.5	+6.0%	16.0	27.1x	5.6x
EASTRNLAB	3,339.2	+5.0%	6.3	90.7x	15.7x
PEOPLESINS	56.3	+4.8%	135.4	21.6x	1.9x

Top Ten Losers	Close Price (BDT)	Δ%	Turnover (BDT Mn)	PE	PB
SSSTEEL	19.6	-8.4%	39.5	8.5x	0.8x
ARAMITCEM	37.3	-7.0%	4.9	82.9x	1.4x
FORTUNE	97.2	-6.5%	238.2	41.7x	6.6x
BEACHHATCH	30.4	-6.2%	16.9	NM	3.2x
AZIZPIPES	100.3	-6.0%	4.7	NM	NM
MEGHANPET	20.5	-6.0%	1.1	NM	NM
APEXFOODS	153.2	-5.8%	8.8	81.5x	1.2x
MEGCONMILK	14.9	-5.7%	0.4	NM	NM
APEXSPINN	123.2	-5.4%	2.4	42.9x	2.2x
BDLAMPS	202.6	-4.7%	18.2	39.0x	1.7x

Top Twenty Free Float Mcap	Free Float Mcap (BDT Mn)	% of Total Free Float Mcap	PE	PB
SQURPHARMA	124,179	6.8%	11.2x	2.0x
BEXIMCO	92,934	5.1%	13.3x	1.8x
BATBC	92,211	5.0%	25.4x	8.7x
RENATA	68,455	3.7%	26.9x	5.2x
BXPHERMA	61,766	3.4%	16.0x	2.3x
GP	47,693	2.6%	13.1x	11.5x
BRACBANK	40,041	2.2%	13.0x	1.5x
BEACONPHAR	38,143	2.1%	47.1x	9.5x
LHBL	30,724	1.7%	22.0x	4.5x
ISLAMIBANK	25,081	1.4%	9.6x	0.8x
EBL	24,841	1.4%	6.6x	1.1x
OLYMPIC	19,393	1.1%	17.0x	3.3x
ROBI	19,336	1.1%	84.6x	2.9x
PUBALIBANK	19,162	1.0%	5.3x	0.7x
CITYBANK	19,125	1.0%	6.4x	0.9x
BSRMLTD	18,486	1.0%	6.1x	1.0x
IFIC	17,935	1.0%	13.7x	1.0x
NBL	16,887	0.9%	6.7x	0.4x
ALARABANK	16,404	0.9%	10.2x	1.2x
ORIONPHARM	15,535	0.9%	27.9x	1.2x

*NBFI Sector PE calculation methodology has been modified to reflect positive earnings only.

Most Traded Share	Close Price (BDT)	Δ%	Turnover (BDT Mn)	PE	PB
BEXIMCO	152.7	-1.0%	730.3	13.3x	1.8x
ONEBANKLTD	13.8	-4.2%	484.0	7.0x	0.7x
SONALIPAPR	827.2	+7.5%	243.4	NM	3.4x
FORTUNE	97.2	-6.5%	238.2	41.7x	6.6x
ACTIVEFINE	28.0	+0.4%	165.5	71.8x	1.3x
SKICL	85.6	+4.8%	160.7	32.2x	4.7x
IFIC	16.7	-4.0%	150.6	13.7x	1.0x
BATBC	645.6	-1.8%	149.5	25.4x	8.7x
GENEXIL	175.0	-1.3%	140.7	51.8x	9.8x
PEOPLESINS	56.3	+4.8%	135.4	21.6x	1.9x

Block Trade	Maximum Price (BDT)	Price (BDT)	No. of Trade	Quantity ('000)	Turnover (BDT Mn)
GENEXIL	195.0	175.0	16.0	628	114.63
ASIAINS	96.0	90.0	3.0	880	81.84
PTL	95.0	92.5	3.0	506	48.03
LINDEBD	1,676.0	1,676.0	1.0	24	39.57
FORTUNE	110.0	110.0	1.0	250	27.55
CONFIDCEM	110.2	110.0	2.0	220	24.22
GP	358.0	358.0	1.0	50	17.90
GSPFINANCE	29.9	29.0	4.0	520	15.46
SALVOCHEM	55.7	55.0	4.0	218	12.09
GREENDELMF	7.8	7.8	2.0	1,134	8.85

Block Trade	Maximum Price (BDT)	Minimum Price (BDT)	Turnover (BDT Mn)	Quantity ('000)	No. of Trade
GENEXIL	195.0	175.0	114.6	628	16
ASIAINS	96.0	90.0	81.8	880	3
PTL	95.0	92.5	48.0	506	3
LINDEBD	1,676.0	1,676.0	39.6	24	1
FORTUNE	110.0	110.0	27.6	250	1
CONFIDCEM	110.2	110.0	24.2	220	2
GP	358.0	358.0	17.9	50	1
GSPFINANCE	29.9	29.0	15.5	520	4
SALVOCHEM	55.7	55.0	12.1	218	4
GREENDELMF	7.8	7.8	8.8	1,134	2
RAHIMTEXT	290.9	290.9	7.3	25	1
NITOLINS	61.6	61.6	6.4	103	1
DELTALIFE	215.6	200.0	6.1	30	2
PHOENIXFIN	28.1	28.1	4.0	142	1
SILCOPHL	28.8	28.8	3.7	130	2
SHEPHERD	31.7	31.7	2.2	69	1
LRGLOBMF1	7.0	7.0	1.9	278	1
BEACONPHAR	221.1	221.1	1.8	8	2
ONEBANKLTD	14.6	14.6	1.5	100	1
ISLAMICFIN	24.2	24.2	1.2	48	1
LHBL	82.0	82.0	1.1	13	1
BEXIMCO	156.7	156.7	1.1	7	2
Total			433.8		61

Upcoming Corporate Events

DSE Ticker	Right Share	Dividend		Event	Date
		Stock	Cash		
Eastern Cables Ltd.	-	0.0%	0.0%	Record Date	20-Dec-21
Silco Pharmaceuticals Limited	-	0.0%	10.0%	Record Date	20-Dec-21
Beacon Pharmaceuticals Limited	-	0.0%	15.0%	Record Date	20-Dec-21
Tung Hai Knitting & Dyeing Limited	-	0.0%	0.0%	Record Date	20-Dec-21
Beach Hatchery Ltd.	-	0.0%	1.0%	Record Date	22-Dec-21

Important DSE News
SQURPHARMA

Credit Rating Information and Services Limited (CRISL) has rated the Company as "AAA" in the long term and "ST-1" in the short term along with a stable outlook in consideration of its audited financials up to June 30, 2021; unaudited financials up to September 30, 2021 and other relevant quantitative as well as qualitative information up to the date of rating declaration.

BXPHARMA

Credit Rating Information and Services Limited (CRISL) has rated the Company as "AAA" in the long term and "ST-1" in the short term along with a stable outlook in consideration of its audited financials up to June 30, 2021, unaudited financials up to September 30, 2021 and other relevant quantitative as well as qualitative information up to the date of rating declaration.

RENATA

Sajida Foundation, one of the Corporate Directors of the Company, has further reported that it has completed its buying of 75,000 shares of the Company at prevailing market price through Stock Exchange (DSE) as per declaration disseminated on 30.11.2021.

KDSALTD

Mr. Khalilur Rahman one of the Sponsor Directors of the Company, has further reported that he has completed his sale of 20,00,000 (Bonus) shares of the Company at prevailing market price through Stock Exchange as per declaration disseminated on 24.11.2021

ALIF

(Q1 Un-audited): EPS was Tk. 0.15 for July-September 2021 as against Tk. 0.13 for July-September 2020; NOCFPS was Tk. 0.55 for July-September 2021 as against Tk. 0.03 for July-September 2020. NAV per share was Tk. 14.32 as on September 30, 2021 and Tk. 14.18 as on June 30, 2021.

Disclaimer: This report has been prepared by BRAC EPL Stock Brokerage Ltd and is provided for information purposes. It is not, under any circumstances, to be used or considered as an offer to sell, or a solicitation of any offer to buy. Reasonable care has been taken to ensure that the information is not untrue and misleading. BRAC EPL Stock Brokerage Ltd makes no representation or warranty as to the accuracy or completeness of such information. All opinions and estimates included in this report constitute our judgment as of this date and are subject to change without notice.