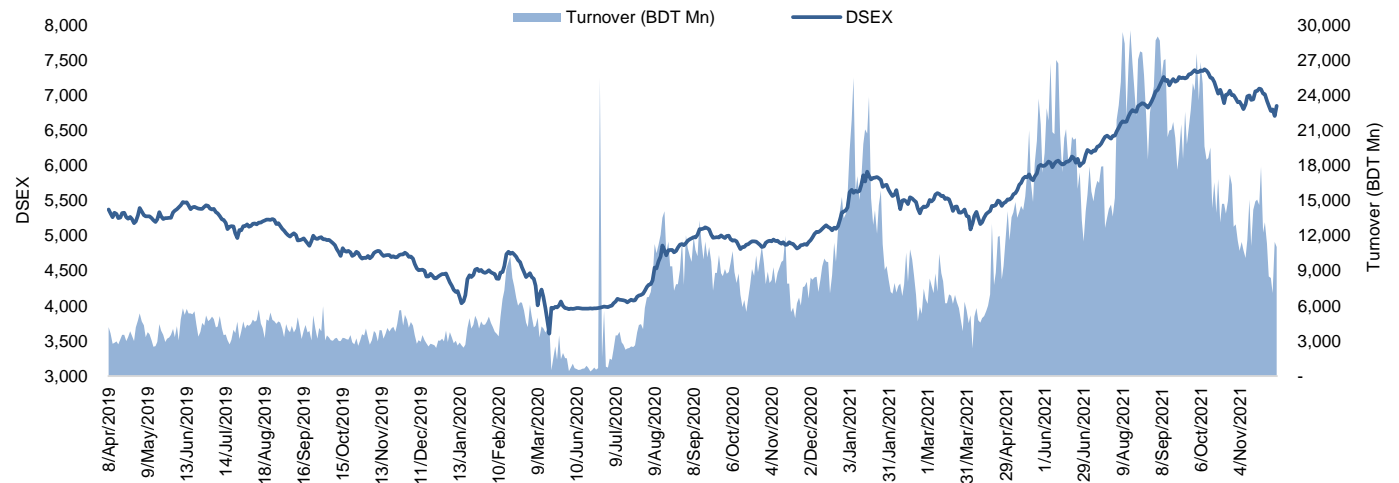


Daily Market Update

The market closed in green today. The benchmark index DSEX (+2.14%) gained 143.75 points and closed at 6,847.00. The blue-chip index DS30 (+2.92%), the Shariah-based index DSES (+2.29%), and the large-cap index CDSET (+2.66%) closed at 2,589.85, 1,437.77, and 1,390.02 points, respectively. All the large-cap sectors posted positive performance today. Telecommunication booked the highest gain of 2.02% followed by Pharmaceutical (+1.93%), Fuel & Power (+1.71%), Engineering (+1.23%), Bank (+1.07%), NBF1 (+0.95%), and Food & Allied (+0.78%), respectively. Block trades contributed 0.6% of the overall market turnover. Bangladesh Export Import Company Ltd. (+9.8%) was the most traded share with a turnover of BDT 1,223 million.



Index	Closing	Opening	Point Δ	%Δ	YTD %Δ
DSEX	6,847.00	6,703.26	+143.75	+2.14%	+26.7%
DS30	2,589.85	2,516.28	+73.57	+2.92%	+31.9%
DSES	1,437.77	1,405.55	+32.22	+2.29%	+15.8%
CDSET	1,390.02	1,354.00	+36.02	+2.66%	+23.8%

	Advanced	Declined	Unchanged	Total
All Category	293	45	35	373
A Category (Equity)	229	25	22	276
B Category (Equity)	40	7	8	55
N Category (Equity)	10	2	0	12
Z Category (Equity)	14	11	5	30
Mutual Funds	23	1	11	35
Corporate Bonds	0	0	2	2

		Today	Last Day	Daily %Δ
Mcap	Mn BDT	5,446,354	5,364,947	+1.5%
	Mn USD	63,924	62,969	
Turnover	Mn BDT	11,026	11,469	-3.9%
	Mn USD	129	135	
Volume	Mn Shares	319	321	-0.5%
No. of Trade		232,267	167,514	+38.7%

Figure: Sectorial Turnover (BDT)

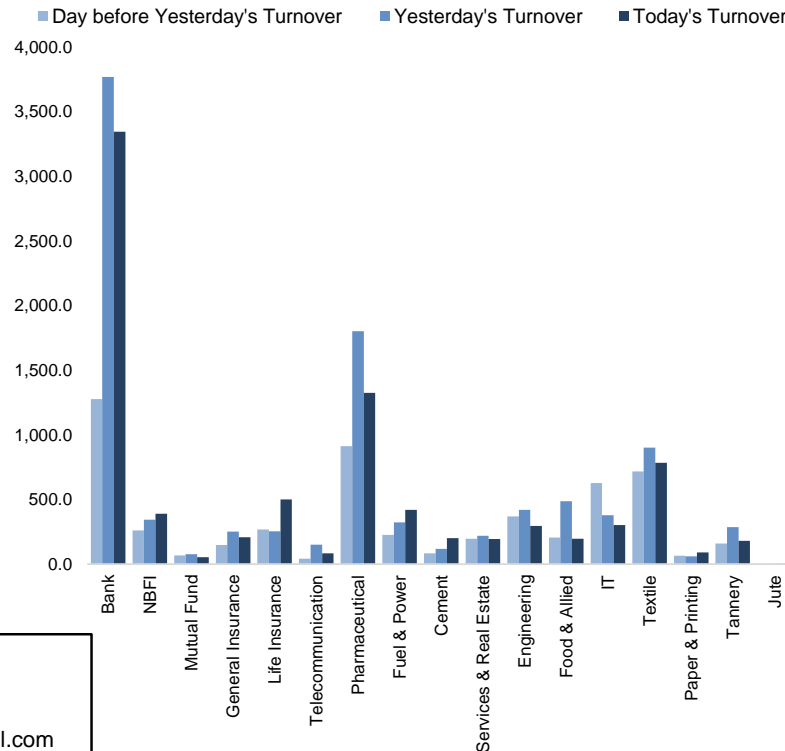
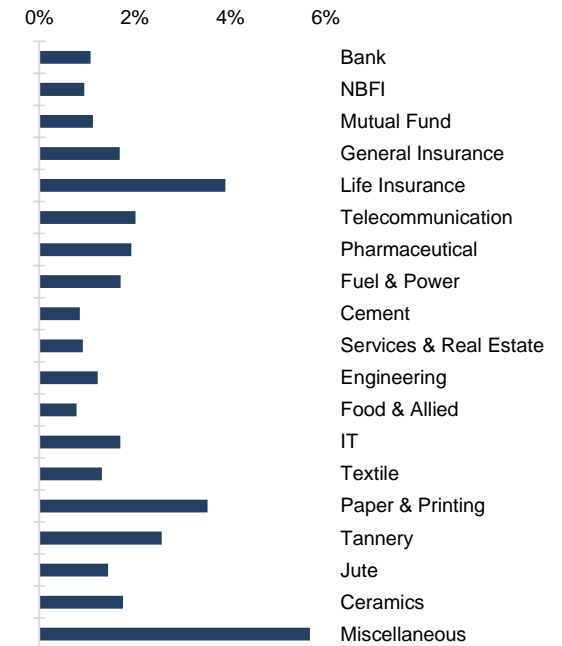


Figure: Sectorial Mcap Change



Market PE 16.9x
Market PB 1.9x

Anika Mafiz
Research Analyst
(880) 1708805206
anika.mafiz@bracepl.com

Fahim Hassan
Research Associate
(880) 1709636546
fahim.hassan@bracepl.com

Sector Index	Closing	Opening	Points Δ	%Δ	No. of Companies	Mcap (BDT Mn)	% of Total Mcap	Turnover (BDT Mn)	% of Total Turnover	PE	PB	Top Twenty Market Cap	Mcap (BDT Mn)	% of Total Mcap	Turnover (BDT Mn)	PE	PB
Bank	1,650	1,633	+17.54	+1.07%	32	754,587	15.6%	3,343.8	33.5%	8.4x	0.9x	GP	480,437	9.9%	33.8	13.2x	11.5x
NBFI	2,338	2,316	+21.93	+0.95%	23	224,836	4.6%	390.6	3.9%	21.2x	4.0x	BATBC	338,094	7.0%	62.9	24.6x	8.4x
Mutual Fund	928	918	+10.31	+1.12%	37	42,479	0.9%	54.2	0.5%	NM	0.8x	WALTONHIL	337,947	7.0%	18.3	22.2x	3.7x
General Insurance	4,833	4,753	+80.16	+1.69%	39	123,638	2.6%	206.9	2.1%	19.4x	2.1x	ROBI	202,184	4.2%	18.5	88.0x	3.1x
Life Insurance	2,816	2,711	+105.69	+3.90%	13	77,896	1.6%	499.2	5.0%	NM	NM	SQURPHARMA	193,158	4.0%	106.4	11.4x	2.0x
Telecommunication	6,121	5,999	+121.15	+2.02%	3	712,914	14.7%	83.5	0.8%	17.5x	6.1x	BEXIMCO	146,258	3.0%	1,222.8	14.5x	2.0x
Pharmaceutical	3,987	3,911	+75.60	+1.93%	32	718,909	14.8%	1,324.7	13.3%	19.1x	2.6x	UPGDCL	144,344	3.0%	18.4	13.3x	4.1x
Fuel & Power	1,819	1,788	+30.55	+1.71%	23	469,740	9.7%	418.4	4.2%	11.6x	1.2x	RENATA	138,836	2.9%	76.1	26.7x	5.1x
Cement	2,542	2,521	+21.40	+0.85%	7	130,772	2.7%	200.9	2.0%	18.2x	2.7x	ICB	92,588	1.9%	0.0	65.6x	2.1x
Services & Real Estate	1,360	1,347	+12.32	+0.91%	8	53,055	1.1%	194.5	1.9%	NM	1.1x	BXPHERMA	91,810	1.9%	158.1	16.6x	2.4x
Engineering	4,720	4,663	+57.14	+1.23%	42	547,104	11.3%	295.3	3.0%	18.2x	2.0x	LHBL	86,174	1.8%	154.8	21.8x	4.5x
Food & Allied	24,733	24,542	+191.33	+0.78%	20	435,793	9.0%	195.3	2.0%	29.8x	8.8x	BERGERPBL	81,750	1.7%	2.5	26.3x	6.8x
IT	3,344	3,288	+55.82	+1.70%	11	41,741	0.9%	300.9	3.0%	35.7x	3.0x	BRACBANK	75,734	1.6%	168.5	13.2x	1.5x
Textile	1,537	1,517	+19.90	+1.31%	58	160,854	3.3%	783.6	7.8%	34.9x	1.0x	MARICO	71,996	1.5%	4.6	21.8x	30.6x
Paper & Printing	7,082	6,841	+241.47	+3.53%	6	21,044	0.4%	91.1	0.9%	NM	1.5x	BEACONPHAR	51,721	1.1%	22.8	59.9x	9.7x
Tannery	3,138	3,059	+78.60	+2.57%	6	33,976	0.7%	180.7	1.8%	NM	3.4x	ISLAMIBANK	51,520	1.1%	15.5	9.6x	0.8x
Jute	7,788	7,678	+110.66	+1.44%	3	1,872	0.0%	2.8	0.0%	NM	18.8x	DUTCHBANGL	51,486	1.1%	52.5	8.8x	1.5x
Ceramics	683	671	+11.77	+1.75%	5	30,883	0.6%	47.8	0.5%	31.6x	2.0x	SUMITPOWER	41,434	0.9%	15.7	7.8x	1.1x
Miscellaneous	5,171	4,893	+277.66	+5.67%	14	259,619	5.4%	1,373.3	13.8%	18.6x	2.4x	POWERGRID	40,055	0.8%	124.3	12.1x	0.4x
												EBL	36,342	0.8%	18.1	6.7x	1.2x

Top Ten Gainers	Close Price (BDT)	Δ%	Turnover (BDT Mn)	PE	PB
INDEXAGRO	122.2	+10.0%	22.2	44.0x	2.0x
SKICL	59.6	+10.0%	5.1	22.4x	3.3x
BEXIMCO	166.9	+9.8%	1,222.8	14.5x	2.0x
ENVOYTEX	49.4	+9.8%	24.5	77.2x	1.3x
FIRSTSBANK	15.3	+9.3%	772.0	5.4x	0.8x
JUTESPINN	110.0	+8.5%	0.0	NM	NM
DELTALIFE	215.1	+8.1%	464.1	NM	NM
GBBPOWER	35.5	+7.9%	25.1	23.0x	1.7x
SONALIPAPR	585.5	+7.5%	68.8	76.6x	2.0x
KTL	34.0	+7.3%	50.1	72.2x	2.0x

Top Twenty Free Float Mcap	Free Float Mcap (BDT Mn)	% of Total Free Float Mcap	PE	PB
SQURPHARMA	126,383	6.9%	11.4x	2.0x
BEXIMCO	101,576	5.5%	14.5x	2.0x
BATBC	89,426	4.9%	24.6x	8.4x
RENATA	67,780	3.7%	26.7x	5.1x
BXPHERMA	64,102	3.5%	16.6x	2.4x
GP	48,044	2.6%	13.2x	11.5x
BRACBANK	40,715	2.2%	13.2x	1.5x
BEACONPHAR	36,203	2.0%	59.9x	9.7x
LHBL	30,437	1.7%	21.8x	4.5x
EBL	25,374	1.4%	6.7x	1.2x
ISLAMIBANK	25,081	1.4%	9.6x	0.8x
IFIC	20,727	1.1%	15.9x	1.1x
ROBI	20,117	1.1%	88.0x	3.1x
CITYBANK	19,698	1.1%	6.5x	0.9x
OLYMPIC	19,332	1.1%	17.0x	3.3x
PUBALIBANK	18,951	1.0%	5.2x	0.7x
NBL	17,998	1.0%	7.1x	0.5x
DELTALIFE	16,866	0.9%	NM	NM
ORIONPHARM	16,506	0.9%	29.7x	1.3x
ALARABANK	16,404	0.9%	10.2x	1.2x

Most Traded Share	Close Price (BDT)	Δ%	Turnover (BDT Mn)	PE	PB
BEXIMCO	166.9	+9.8%	1,222.8	14.5x	2.0x
ONEBANKLTD	19.4	-3.5%	1,131.1	9.9x	1.0x
FIRSTSBANK	15.3	+9.3%	772.0	5.4x	0.8x
DELTALIFE	215.1	+8.1%	464.1	NM	NM
ACMEPL	33.6	-0.9%	319.2	20.5x	1.8x
IFIC	19.3	+1.6%	269.1	15.9x	1.1x
GENEXIL	160.0	+2.1%	243.1	47.4x	9.0x
ORIONPHARM	103.7	+0.1%	195.9	29.7x	1.3x
PTL	96.1	+1.5%	175.3	23.1x	3.5x
FORTUNE	97.1	+4.6%	173.3	41.7x	6.6x

Top Ten Losers	Close Price (BDT)	Δ%	Turnover (BDT Mn)	PE	PB
TUNGHAI	6.0	-11.8%	5.9	NM	0.5x
ARAMITCEM	30.9	-8.3%	22.8	68.7x	1.1x
DACCADYE	20.3	-4.7%	22.6	35.5x	2.3x
ONEBANKLTD	19.4	-3.5%	1,131.1	9.9x	1.0x
MITHUNKNIT	11.6	-3.3%	0.2	NM	0.6x
TRUSTBANK	33.1	-3.2%	10.4	11.3x	1.2x
TAMIJTEX	120.5	-2.7%	0.4	43.0x	1.5x
AIL	42.9	-2.5%	12.3	29.6x	2.0x
NEWLINE	36.5	-2.1%	11.2	21.1x	1.5x
ECABLES	121.5	-2.1%	0.1	NM	12.9x

Block Trade	Maximum Price (BDT)	Price (BDT)	No. of Trade	Quantity ('000)	Turnover (BDT Mn)
DELTALIFE	203.2	201.0	9.0	1,943	394.46
SONALIPAPR	580.0	504.8	8.0	341	194.80
BXPHERMA	173.3	173.3	1.0	860	149.04
RENATA	1,300.0	1,295.0	3.0	59	76.34
EASTERNINS	114.0	114.0	1.0	400	45.60
IDLC	59.0	59.0	1.0	500	29.50
ONEBANKLTD	20.0	19.9	3.0	1,300	25.99
AMANFEED	60.4	60.2	6.0	420	25.29
MARICO	2,290.0	2,290.0	1.0	10	22.90
BRACBANK	54.4	54.1	5.0	300	16.30

*NBFI Sector PE calculation methodology has been modified to reflect positive earnings only.

Block Trade	Maximum Price (BDT)	Minimum Price (BDT)	Turnover (BDT Mn)	Quantity ('000)	No. of Trade
DELTALIFE	203.2	201.0	394.5	1,943	9
SONALIPAPR	580.0	504.8	194.8	341	8
BXPHARMA	173.3	173.3	149.0	860	1
RENATA	1,300.0	1,295.0	76.3	59	3
EASTERNINS	114.0	114.0	45.6	400	1
IDLC	59.0	59.0	29.5	500	1
ONEBANKLTD	20.0	19.9	26.0	1,300	3
AMANFEED	60.4	60.2	25.3	420	6
MARICO	2,290.0	2,290.0	22.9	10	1
BRACBANK	54.4	54.1	16.3	300	5
GENEXIL	163.0	163.0	16.3	100	2
BEACONPHAR	204.2	204.2	9.2	45	2
CONFIDCEM	103.0	103.0	4.7	46	1
BGIC	42.9	42.9	3.9	90	1
IFIC	17.2	17.2	3.4	200	1
POWERGRID	55.0	54.5	3.3	60	2
SAIFPOWER	42.0	42.0	3.3	78	2
FIRSTSBANK	14.7	14.2	2.8	191	4
PTL	101.0	92.1	2.3	25	2
GPHISPAT	54.0	54.0	1.6	30	1
BEXIMCO	166.8	155.2	1.2	8	2
ABB1STMF	5.2	5.2	1.0	200	1
Total			1,038.6		67

Upcoming Corporate Events

DSE Ticker	Right Share	Dividend		Event	Date
		Stock	Cash		
Shahjibazar Power Co. Ltd.	-	4.0%	28.0%	Record Date	2-Dec-21
Rahima Food Corporation Limited	-	0.0%	1.0%	Record Date	2-Dec-21
Western Marine Shipyard Limited	-	0.0%	0.0%	Record Date	2-Dec-21
Fu Wang Food Ltd.	-	0.0%	0.0%	Record Date	2-Dec-21
Esquire Knit Composite Limited	-	0.0%	15.0%	Record Date	5-Dec-21
Meghna Cement Mills Ltd.	-	5.0%	5.0%	Record Date	5-Dec-21
Ambee Pharmaceuticals Ltd.	-	0.0%	0.0%	Record Date	5-Dec-21
Hakkani Pulp & Paper Mills Ltd.	-	0.0%	1.0%	Record Date	5-Dec-21
Samata Leather Complex Ltd.	-	0.0%	0.5%	Record Date	5-Dec-21
Salvo Chemical Industry Limited	-	0.0%	2.0%	Record Date	6-Dec-21
Paper Processing & Packaging Limited	-	0.0%	10.0%	Record Date	6-Dec-21
Bangladesh Monospool Paper Manufacturing Cr	-	0.0%	10.0%	Record Date	6-Dec-21
First Finance Limited	-	0.0%	0.0%	Record Date	6-Dec-21
Power Grid Company of Bangladesh Ltd.	-	0.0%	20.0%	Record Date	6-Dec-21
Yeakin Polymer Limited	-	0.0%	0.0%	Record Date	6-Dec-21
Pharma Aids	-	0.0%	50.0%	Record Date	7-Dec-21

Important DSE News
LRBDL

(Q1 Un-audited): EPS was Tk. 0.53 for July-September, 2021 as against Tk. 0.51 for July-September, 2020. NOCFPS was Tk. 0.97 for July-September, 2021 as against Tk. 1.77 for July-September, 2020. NAV per share (with revaluation) was Tk. 36.98 as on September 30, 2021 and Tk. 36.45 (with revaluation) as on June 30, 2021, NAV per share (without revaluation) was Tk. 32.90 as on September 30, 2021 and Tk. 32.37 (without revaluation) as on June 30, 2021.

FASFIN

(Q3 Un-audited): Consolidated EPS was Tk. (2.45) for July-September 2021 as against Tk. (2.66) for July-September 2020; Consolidated EPS was Tk. (7.20) for January-September 2021 as against Tk. (8.54) for January-September 2020. Consolidated NOCFPS was Tk. 1.45 for January-September 2021 as against Tk. (0.02) for January-September 2020. Consolidated NAV per share was Tk. (20.59) as on September 30, 2021 and Tk. (13.40) as on December 31, 2020. NAV have been decreased as compare to the last year mainly due to increase of non-performing loan.

TUNGHAI

The Board of Directors has recommended No dividend for the year ended on June 30, 2017, 2018, 2019, 2020 and 2021. Date of AGMs: 29.12.2021, Time: 9:30 AM, 11:00 AM, 12:30 PM, 2:30 PM and 4:00 PM respectively, Venue: Digital Platform. Record Date: 20.12.2021 for the year of 2017, 2018, 2019, 2020 and 2021. The Company has also reported EPS of Tk. (0.31), NAV per share of Tk. (6.33) and NOCFPS of Tk. 0.00 for the year ended on June 30, 2021 as against Tk. (2.06), Tk. (6.02) and Tk. 0.34 respectively for the year ended on June 30, 2020. The Company has also reported EPS of Tk. (3.43), NAV per share of Tk. (3.96) and NOCFPS of Tk. 0.12 for the year ended on June 30, 2019 as against Tk. (9.59), Tk. (0.54) and Tk. (3.28) respectively for the year ended on June 30, 2018. The Company has also reported EPS of Tk. (4.19), NAV per share of Tk. 9.05 and NOCFPS of Tk. 1.63 for the year ended on June 30, 2017 as against TK. 0.58, Tk. 13.24 and Tk. 0.22 respectively for the year ended on June 30, 2016.

BDSERVICE

(Q1 Un-audited): EPS was Tk. (3.98) for July-September 2021 as against Tk. (1.24) for July-September 2020; NOCFPS was Tk. (2.40) for July-September 2021 as against Tk. 5.66 for July-September 2020. NAV per share was Tk. (29.22) as on September 30, 2021 and Tk. (25.24) as on June 30, 2021.

PREMIERBAN

The Company has further informed that BSEC has accorded its consent to the Company for raising of additional Tier-I capital through issuance of Premier Bank Perpetual Bond amounting to BDT 200.00 crore only through 90% private placement and 10% public offer. The consent has been accorded subject to compliance of relevant laws and regulatory requirements as per BSEC (Debt Securities) Rules, 2021 and, also adherence to the conditions imposed by BSEC under Section-2CC of the Securities and Exchange Ordinance, 1969. The purpose of the issue is to strengthen the capital base of the Bank.

IFADAUTOS

The Company has informed the Board of Directors has decided to purchase a land measuring area of 199 decimal situated at (Mouza: Ghuni, Upazila: Jessore Sadar, District: Jessore) Jessore, for total consideration of BDT 3,18,10,000.00 only (including registration, land and building development cost, and other costs). This land will be used for the future expansion of the business of the Company.

Disclaimer: This report has been prepared by BRAC EPL Stock Brokerage Ltd and is provided for information purposes. It is not, under any circumstances, to be used or considered as an offer to sell, or a solicitation of any offer to buy. Reasonable care has been taken to ensure that the information is not untrue and misleading. BRAC EPL Stock Brokerage Ltd makes no representation or warranty as to the accuracy or completeness of such information. All opinions and estimates included in this report constitute our judgment as of this date and are subject to change without notice.

RENATA

Mr. Syed S. Kaiser Kabir, one of the Nominated Directors (Nominated by Sajida Foundation) of the Company, has expressed his intention to buy 10,000 shares of the Company at prevailing market price (in the Public Market) through Stock Exchange (DSE) within next 30 working days.

BXSYNTH

The Company has informed that they have applied to the BSEC for the Commission's consent-in-principle for the exit plan of 55,778,623 securities of the Company.

AGNISYSL

The Bangladesh Rating Agency Limited (BDRAL) has rated the Company as "A" in the long term and "ST - 3" in the short term along with a stable outlook based on audited financials up to June 30, 2021, unaudited financials up to September 30, 2021 and other relevant quantitative as well as qualitative information up to the date of rating declaration.

SILCOPHL

As per Regulation 16(1) of the Dhaka Stock Exchange (Listing) Regulations, 2015, the Company has informed that a meeting of the Board of Directors will be held on December 06, 2021 at 4:00 PM to consider, among others, un-audited financial statements of the Company for the First Quarter (Q1) period ended on September 30, 2021.

PAPERPROC

As per Regulation 16(1) of the Dhaka Stock Exchange (Listing) Regulations, 2015, the Company has informed that a meeting of the Board of Directors will be held on December 04, 2021 at 12:00 noon to consider, among others, un-audited financial statements of the Company for the First Quarter (Q1) period ended on September 30, 2021.

Disclaimer: This report has been prepared by BRAC EPL Stock Brokerage Ltd and is provided for information purposes. It is not, under any circumstances, to be used or considered as an offer to sell, or a solicitation of any offer to buy. Reasonable care has been taken to ensure that the information is not untrue and misleading. BRAC EPL Stock Brokerage Ltd makes no representation or warranty as to the accuracy or completeness of such information. All opinions and estimates included in this report constitute our judgment as of this date and are subject to change without notice.