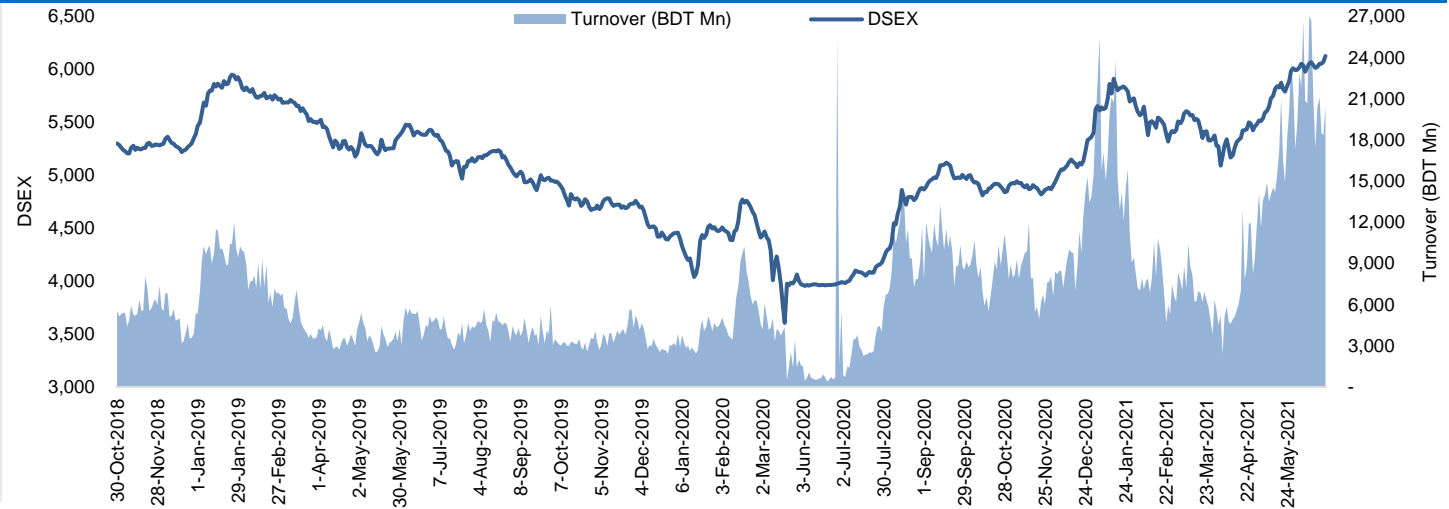


Daily Market Update

The market closed in green today. The benchmark index DSEX (+0.92%) gained 56 points and closed at 6,125.41. The blue-chip index DS30 (+0.62%), the Shariah-based index DSES (+0.69%), and the large-cap index CDSET (+0.48%) closed at 2,220.89, 1,305.57, and 1,234.73 points, respectively. All the large-cap sectors posted positive performance today except Fuel & Power (-0.83%). NBF1 booked the highest gain of 1.80% followed by Bank (+1.80%), Food & Allied (+1.71%), Pharmaceutical (+0.87%), Engineering (+0.69%), and Telecommunication (+0.18%), respectively. Block trades contributed 5.7% of the overall market turnover. Bangladesh Export Import Company Ltd. (-2.2%) was the most traded share with a turnover of BDT 1,119 million.

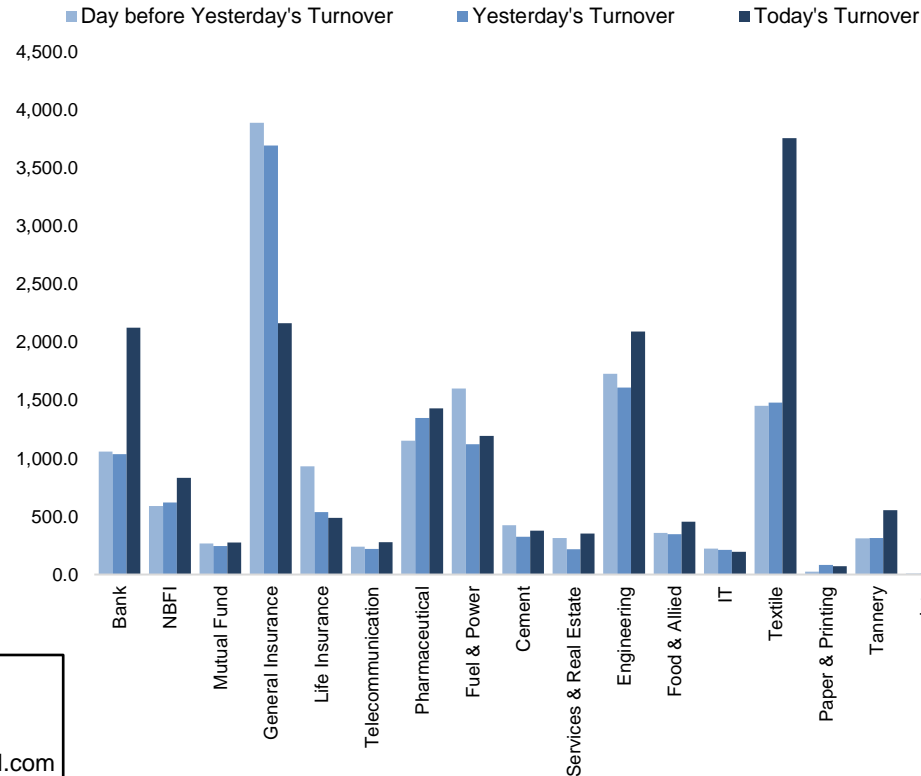
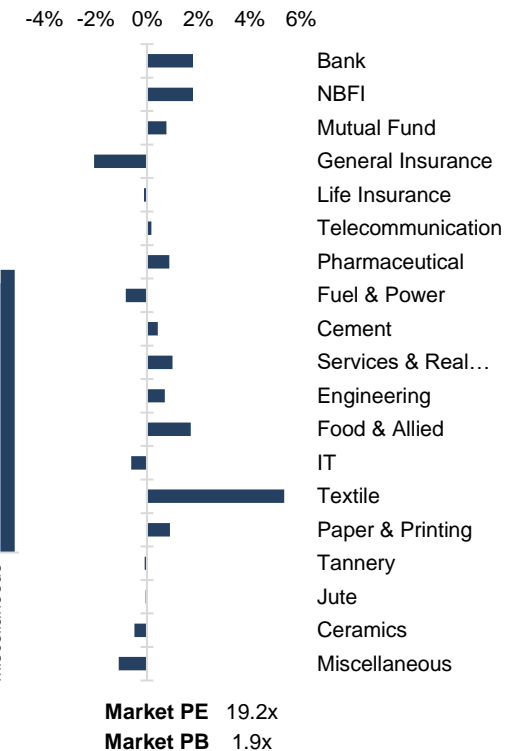


Index	Closing	Opening	Point Δ	%Δ	YTD %Δ
DSEX	6,125.41	6,069.41	+56.00	+0.92%	+13.4%
DS30	2,220.89	2,207.30	+13.59	+0.62%	+13.1%
DSES	1,305.57	1,296.60	+8.98	+0.69%	+5.1%
CDSET	1,234.73	1,228.85	+5.88	+0.48%	+9.9%

	Advanced	Declined	Unchanged	Total
All Category	224	119	29	372
A Category (Equity)	159	89	22	270
B Category (Equity)	41	16	2	59
N Category (Equity)	2	9	0	11
Z Category (Equity)	22	5	5	32
Mutual Funds	22	2	12	36
Corporate Bonds	1	1	0	2

		Today	Last Day	Daily %Δ
Mcap	Mn BDT	5,130,872	5,099,286	+0.6%
	Mn USD	60,392	60,020	
Turnover	Mn BDT	20,435	18,353	+11.3%
	Mn USD	241	216	
Volume	Mn Shares	634	435	+45.6%
No. of Trade		291,726	247,385	+17.9%

Md. Rafiqul Islam Research Associate (880) 1708805229 mrafiqulislam@bracepl.com	Md Mahirul Quddus Research Associate (880) 1709636546 mmahirul.quddus@bracepl.com
---	---

Figure: Sectorial Turnover (BDT Mn)

Figure: Sectorial Mcap Change


Market PE 19.2x
Market PB 1.9x

Sector Index	Closing	Opening	Points Δ	%Δ	No. of Companies	Mcap (BDT Mn)	% of Total Mcap	Turnover (BDT Mn)	% of Total Turnover	PE	PB	Top Twenty Market Cap	Mcap (BDT Mn)	% of Total Mcap	Turnover (BDT Mn)	PE	PB
Bank	1,525	1,498	+26.90	+1.80%	31	658,724	14.5%	2,124.3	11.0%	8.7x	0.8x	GP	463,288	10.2%	69.6	13.1x	7.6x
NBFI	2,103	2,066	+37.14	+1.80%	23	206,562	4.5%	833.1	4.3%	44.6x	3.2x	WALTONHIL	411,861	9.1%	35.9	41.2x	7.2x
Mutual Fund	1,015	1,007	+7.68	+0.76%	37	45,804	1.0%	275.7	1.4%	NM	0.9x	BATBC	295,002	6.5%	212.8	25.2x	7.8x
General Insurance	5,778	5,900	-121.64	-2.06%	38	149,451	3.3%	2,161.9	11.2%	28.0x	2.8x	ROBI	230,993	5.1%	131.0	NM	3.5x
Life Insurance	2,699	2,702	-3.24	-0.12%	12	73,775	1.6%	486.6	2.5%	NM	NM	SQURPHARMA	189,701	4.2%	90.4	13.1x	2.2x
Telecommunication	6,155	6,144	+10.94	+0.18%	3	723,156	15.9%	277.3	1.4%	18.6x	5.4x	UPGDCL	158,779	3.5%	116.7	16.4x	5.2x
Pharmaceutical	3,464	3,434	+29.95	+0.87%	31	631,046	13.9%	1,429.6	7.4%	20.7x	2.6x	RENATA	126,595	2.8%	73.3	27.6x	5.2x
Fuel & Power	1,711	1,726	-14.35	-0.83%	22	457,635	10.1%	1,191.8	6.2%	12.4x	1.4x	ICB	91,379	2.0%	46.5	44.1x	2.1x
Cement	2,041	2,032	+8.48	+0.42%	7	119,823	2.6%	378.6	2.0%	21.0x	2.6x	BEXIMCO	85,062	1.9%	1,119.4	23.4x	1.3x
Services & Real Estate	1,120	1,109	+11.03	+0.99%	8	43,512	1.0%	353.6	1.8%	NM	0.9x	BERGERPBL	82,775	1.8%	9.4	33.5x	8.5x
Engineering	5,006	4,972	+34.55	+0.69%	42	611,125	13.4%	2,089.7	10.8%	30.4x	2.8x	BXPBARMA	80,122	1.8%	229.9	17.6x	2.3x
Food & Allied	21,458	21,098	+360.48	+1.71%	20	388,260	8.5%	453.7	2.4%	33.0x	8.2x	MARICO	70,065	1.5%	41.1	22.5x	42.8x
IT	2,675	2,691	-16.68	-0.62%	11	31,758	0.7%	196.4	1.0%	29.3x	2.3x	BRACBANK	68,634	1.5%	31.3	14.2x	1.4x
Textile	1,317	1,250	+66.82	+5.34%	58	139,135	3.1%	3,754.3	19.5%	NM	0.9x	LHBL	67,824	1.5%	116.1	23.6x	3.7x
Paper & Printing	5,106	5,061	+45.22	+0.89%	6	14,628	0.3%	70.8	0.4%	39.3x	1.0x	SUMITPOWER	47,521	1.0%	131.5	8.5x	1.3x
Tannery	2,020	2,022	-1.88	-0.09%	6	22,040	0.5%	552.5	2.9%	NM	2.2x	DUTCHBANGL	46,310	1.0%	243.0	8.2x	1.4x
Jute	7,984	7,988	-4.17	-0.05%	3	1,969	0.0%	9.6	0.0%	NM	14.3x	ISLAMIBANK	45,724	1.0%	9.0	9.5x	0.7x
Ceramics	538	541	-2.62	-0.48%	5	27,323	0.6%	192.8	1.0%	58.5x	1.8x	TITASGAS	35,117	0.8%	20.2	9.7x	0.5x
Miscellaneous	4,015	4,060	-44.70	-1.10%	14	202,517	4.5%	2,432.6	12.6%	30.5x	2.0x	OLYMPIC	34,789	0.8%	20.0	16.8x	4.0x
												UNILEVERCL	33,357	0.7%	3.0	70.7x	22.5x

Top Ten Gainers	Close Price (BDT)	Δ%	Turnover (BDT Mn)	PE	PB
TAMIJTEX	23.1	+10.0%	0.0	77.0x	0.3x
PAPERPROC	30.9	+10.0%	0.0	77.3x	1.1x
MONOSPOOL	97.2	+10.0%	0.0	NM	2.4x
AIL	39.9	+9.9%	177.9	21.9x	1.9x
INTRACO	22.2	+9.9%	178.1	48.2x	1.9x
PRIMETEX	20.2	+9.8%	18.5	NM	0.3x
MAKSONSPIN	19.2	+9.7%	574.5	26.3x	1.0x
MONNOFABR	19.3	+9.7%	26.2	NM	0.7x
METROSPIN	18.2	+9.6%	117.7	21.0x	1.2x
MALEKSPIN	26.2	+9.6%	638.3	NM	0.6x

Top Twenty Free Float Mcap	Free Float Mcap (BDT Mn)	% of Total Free Float Mcap	PE	PB
SQURPHARMA	124,121	7.6%	13.1x	2.2x
BATBC	78,028	4.8%	25.2x	7.8x
RENATA	61,804	3.8%	27.6x	5.2x
BEXIMCO	59,076	3.6%	23.4x	1.3x
BXPBARMA	55,941	3.4%	17.6x	2.3x
GP	46,329	2.8%	13.1x	7.6x
BRACBANK	36,898	2.3%	14.2x	1.4x
LHBL	23,956	1.5%	23.6x	3.7x
EBL	23,110	1.4%	7.2x	0.9x
ROBI	22,984	1.4%	NM	3.5x
ISLAMIBANK	22,259	1.4%	9.5x	0.7x
OLYMPIC	21,103	1.3%	16.8x	4.0x
BEACONPHAR	19,775	1.2%	28.0x	5.4x
CITYBANK	18,624	1.1%	6.0x	0.9x
SUMITPOWER	17,483	1.1%	8.5x	1.3x
PUBALIBANK	17,189	1.1%	6.8x	0.6x
NBL	16,506	1.0%	6.7x	0.4x
UPGDCL	15,878	1.0%	16.4x	5.2x
PRIMEBANK	15,190	0.9%	8.7x	0.8x
IFIC	13,639	0.8%	17.9x	0.7x

Most Traded Share	Close Price (BDT)	Δ%	Turnover (BDT Mn)	PE	PB
BEXIMCO	94.7	-2.2%	1,119.4	23.4x	1.3x
MALEKSPIN	26.2	+9.6%	638.3	NM	0.6x
NFML	41.0	-2.1%	607.3	31.8x	3.2x
MAKSONSPIN	19.2	+9.7%	574.5	26.3x	1.0x
FORTUNE	47.7	-0.8%	505.1	39.7x	3.5x
BBSCABLES	68.2	+0.1%	404.5	16.1x	2.1x
NRBCBANK	35.0	-3.6%	382.3	14.4x	2.3x
ORIONPHARM	60.9	+1.7%	367.7	22.3x	0.9x
SKTRIMS	45.9	-0.4%	337.8	54.9x	3.3x
NPOLYMAR	61.7	-1.4%	307.3	20.5x	1.7x

Top Ten Losers	Close Price (BDT)	Δ%	Turnover (BDT Mn)	PE	PB
SEAPEARL	52.8	-9.9%	0.8	69.2x	4.7x
INDEXAGRO	114.6	-8.2%	85.9	79.0x	2.0x
SONALIPAPR	222.7	-6.5%	12.6	56.6x	0.7x
DACCADYE	16.4	-5.7%	13.4	NM	1.3x
UNITEDINS	67.3	-5.7%	17.0	NM	2.2x
SAMATALETH	74.6	-5.7%	24.1	NM	5.2x
RUPALIBANK	37.6	-5.5%	43.6	25.2x	0.9x
CVOPRL	86.0	-5.5%	21.7	NM	7.2x
KAY&QUE	182.9	-5.1%	9.6	NM	2.4x
SALAMCRST	33.6	-4.8%	45.7	57.0x	1.8x

Block Trade	Maximum Price (BDT)	Minimum Price (BDT)	Turnover (BDT Mn)	Quantity ('000)	No. of
FORTUNE	52.8	45.0	194.9	3,860	4
BXPBARMA	179.0	165.6	160.0	934	4
BDFINANCE	45.0	44.0	144.1	3,235	7
PROVATIINS	191.0	190.0	105.1	551	5
BEXIMCO	96.5	96.5	77.2	800	4
BATBC	545.0	539.0	72.8	135	3
GENEXIL	95.0	91.0	65.9	718	7
EASTERNINS	120.0	119.0	62.5	525	3
RENATA	1,298.0	1,298.0	60.4	47	1
SQURPHARMA	214.5	214.5	45.0	210	2

Block Trade	Maximum Price (BDT)	Minimum Price (BDT)	Turnover (BDT Mn)	Quantity ('000)	No. of Trade
NFML	41.9	38.5	41.1	1,022	9
POPULARLIF	110.0	110.0	19.3	175	2
BRACBANK	49.1	49.0	16.6	339	2
HFL	17.9	17.9	15.6	874	1
NEWLIN	25.0	25.0	12.5	500	1
NRBCBANK	38.0	37.0	11.5	310	5
ACI	267.2	265.0	8.8	33	8
KTL	25.3	25.0	5.5	220	2
SKTRIMS	49.7	49.7	5.0	100	1
PRIMELIFE	91.5	91.5	3.7	40	1
MALEKSPIN	26.2	25.2	3.4	130	3
MPETROLEUM	182.0	182.0	3.0	17	1
TAUFIKA	31.9	31.9	3.0	94	1
PRIMEBANK	19.5	19.5	2.9	150	1
PTL	54.5	54.5	2.7	50	2
SALVOCHEM	31.0	31.0	2.6	85	2
LRBDL	57.6	53.4	2.1	37	3
AIL	39.2	37.5	1.8	46	2
DSSL	17.5	17.5	1.8	100	1
DESCO	37.0	37.0	1.7	45	1
MAKSONSPIN	17.5	17.5	1.2	70	1
RUPALIBANK	40.0	40.0	1.2	30	1
SUMITPOWER	46.0	46.0	1.2	25	1
BSCCL	185.0	185.0	1.1	6	1
MARICO	2,215.0	2,215.0	1.1	1	2
GBBPOWER	33.1	32.5	1.0	31	2
EBLNRBMF	6.5	6.5	1.0	150	1
Total			1,169.4		112

Important DSE News
STANDARINS

Engr. A. K. M Mosharraf Hussain, one of the Sponsors of the Company, has expressed his intention to buy 6,05,574 shares of the Company at prevailing market price (In the Block Market) through Stock Exchange (DSE) within next 30 working days.

Engr. Md. Atiqur Rahman, one of the Sponsors of the Company, has expressed his intention to buy 7,56,575 shares of the Company at prevailing market price (In the Block Market) through Stock Exchange (DSE) within next 30 working days.

Ms. Mahmuda Begum, one of the Sponsor Directors of the Company, has expressed her intention to buy 7,55,000 shares of the Company at prevailing market price (In the Block Market) through Stock Exchange (DSE) within next 30 working days.

Ms. Faria Rahman, one of the Directors of the Company, has expressed her intention to buy 7,55,000 shares of the Company at prevailing market price (In the Block Market) through Stock Exchange (DSE) within next 30 working days.

Ms. Husna Ara Begum, one of the Sponsor Directors of the Company, has expressed her intention to buy 12,08,000 shares of the Company at prevailing market price (In the Block Market) through Stock Exchange (DSE) within next 30 working days.

EXCH

Commencement of subscription of South Bangla Agriculture & Commerce Bank Limited by General Public and upload the IPO file and deposit the full subscription amount of General Public in the ESS by TREC Holders of DSE & CSE and Merchant Bankers: The subscription for shares of South Bangla Agriculture & Commerce Bank Limited will be started from July 05, 2021 and continued till July 11, 2021. Minimum required investment for General Public (RB, NRB and ASI) will be BDT 20,000 (twenty thousand only) as on June 24, 2021 (day-end) in matured listed securities at market price (between the close price of both Exchanges whichever is higher) which is in accordance with the BSEC consent letter to South Bangla Agriculture & Commerce Bank Limited (Ref: BSEC/CI/IPO-313/2021/407 dated June 01, 2021). Minimum and maximum amount allowed for subscription for General Public would be BDT 10,000 (or its multiples) and 50,000 respectively. (Continuation of DSENEWS): The registered TREC Holders/ merchant bankers have to upload the IPO file of General Public in the Electronic Subscription System (ESS) from 10:00 AM of July 12, 2021 to 5:00 PM of July 14, 2021 and make the full payment to DSE through Mercantile Bank Limited (A/C Name: Dhaka Stock Exchange Limited, A/C No.: 135413134079404) from July 12, 2021 to July 14, 2021 (during banking hour) from their consolidated customers' Account based on total submitted application. Exchanges shall send the list of BO accounts who have applied in the IPO to the CDBL and CDBL shall verify the list of BO accounts provided by the Exchanges regarding investment of general applicants in listed securities. Please visit the following website for subscription related updates: <https://www.essbangladesh.com>.

Commencement of electronic subscription of South Bangla Agriculture & Commerce Bank Limited for EIs through electronic subscription system under fixed price method: The subscription for shares of South Bangla Agriculture & Commerce Bank Limited by the eligible investors through electronic subscription system under fixed price method of the stock exchanges will be started from 10:00 a.m. of July 05, 2021 and continued till 5:30 p.m. of July 11, 2021. Each Eligible Investor (EI) who intends to submit application through the Electronic Subscription System (ESS) of the exchange(s) shall maintain a minimum investment of BDT 50,00,000 (fifty lakh only) for approved pension funds, recognized provident funds and approved gratuity funds and other EIs of BDT 1,00,00,000 (one crore only) at market price in listed securities as on June 24, 2021 (day-end) as per Rule 2(1)(e) of the Bangladesh Securities and Exchange Commission. (Public Issue) Rules, 2015; which is in accordance with the BSEC consent letter to South Bangla Agriculture & Commerce Bank Limited (Ref: BSEC/CI/IPO-313/2021/407 dated June 01, 2021). The Central Depository Bangladesh Limited (CDBL) shall send a report to the exchange regarding the holding of EIs in the listed securities and the exchange shall ensure the compliance in this regard. Participating EIs will be required to pay full subscription amount (100%) and subscription fee Tk. 3,000.00 (three thousand only) through Mercantile Bank Limited (A/C Name: Dhaka Stock Exchange Limited, A/C No.: 135413134079404) in between 10:00 a.m. of July 05, 2021 to 2:00 p.m. of July 11, 2021 (during banking hour). Please visit the following website for subscription related updates: <https://www.essbangladesh.com>

Upcoming Corporate Events

DSE Ticker	Right Share	Dividend		Event	Date
		Stock	Cash		
ASIANS	-	0.0%	12.0%	Record Date	22-Jun-21
BATASHOE	-	0.0%	25.0%	Record Date	22-Jun-21
GLOBALINS	-	0.0%	10.0%	Record Date	22-Jun-21
NORTHRNINS	-	0.0%	10.0%	Record Date	23-Jun-21
REPUBLIC	-	7.0%	7.0%	Record Date	24-Jun-21

Disclaimer: This report has been prepared by BRAC EPL Stock Brokerage Ltd and is provided for information purposes. It is not, under any circumstances, to be used or considered as an offer to sell, or a solicitation of any offer to buy. Reasonable care has been taken to ensure that the information is not untrue and misleading. BRAC EPL Stock Brokerage Ltd makes no representation or warranty as to the accuracy or completeness of such information. All opinions and estimates included in this report constitute our judgment as of this date and are subject to change without notice.

GPHISPAT

The Company has informed that the Board of Directors has decided to declare the commercial production of its new expansion plant starting from 21.06.2021 after successful commissioning (partially) with the help of local technicians as well as online support of the technology supplier Primetal Technologies Austria GmbH. Due to Pandemic COVID-19 impact, it is not possible to avail on-site support of technicians from Primetal Technologies Austria GmbH, who are the main technology supplier of the plant which lead to barrier of the completion of commissioning it's all products. According to local technicians, the plant and product are fit to start commercial production of certain items specially MS Rod and MS Billet. The Annual production capacity of the expansion plant is 840,000 M. Ton MS Billet and 640,000 M. Ton MS Rod, Medium Section Product (Steel Beam, Angle, Channel, Flat Bar etc.), but the company has to wait for certain period of time for the full fledged production to yield the said capacity.

PRAGATILIF

As per Regulation 19(1) of the Dhaka Stock Exchange (Listing) Regulations, 2015, the Company has informed that a meeting of the Board of Directors will be held on June 28, 2021 at 3:30 PM to consider, among others, audited financial statements of the Company for the year ended on December 31, 2020.

DACCADYE

The Board of Directors has recommended 1% cash dividend for the year ended on June 30, 2020 and also recommended No dividend for the year ended on June 30, 2019 and 2018. Date of AGMs: 30.07.2021, Time: 12:00 noon, 11:00 AM and 10:00 AM respectively, Venue: Digital Platform. Record Date: 12.07.2021 for the year of 2018, 2019 and 2020. The Company has also reported EPS of Tk. 0.13, NAV per share of Tk. 8.36 and NOCFPS of Tk. 1.87587 for the year ended on June 30, 2020 as against Tk. (4.25), Tk. 8.21 and Tk. 1.02362 respectively for the year ended on June 30, 2019. The Company has also reported EPS of Tk. (4.10), NAV per share of Tk. 12.43 and NOCFPS of Tk. (0.00042) for the year ended on June 30, 2018 as against Tk. (3.96), Tk. 15.32 and Tk. (0.00077) respectively for the year ended on June 30, 2017.

KBPPWBIL

(Repeat): (Q3 Un-audited): EPS was Tk. (0.03) for January-March 2021 as against Tk. (0.02) for January-March 2020; EPS was Tk. (0.12) for July 2020-March 2021 as against Tk. (0.09) for July 2019-March 2020. NOCFPS was Tk. 0.52 for July 2020-March 2021 as against Tk. (0.39) for July 2019-March 2020. NAV per share was Tk. 12.30 as on March 31, 2021 and Tk. 12.55 as on June 30, 2020.

Disclaimer: This report has been prepared by BRAC EPL Stock Brokerage Ltd and is provided for information purposes. It is not, under any circumstances, to be used or considered as an offer to sell, or a solicitation of any offer to buy. Reasonable care has been taken to ensure that the information is not untrue and misleading. BRAC EPL Stock Brokerage Ltd makes no representation or warranty as to the accuracy or completeness of such information. All opinions and estimates included in this report constitute our judgment as of this date and are subject to change without notice.