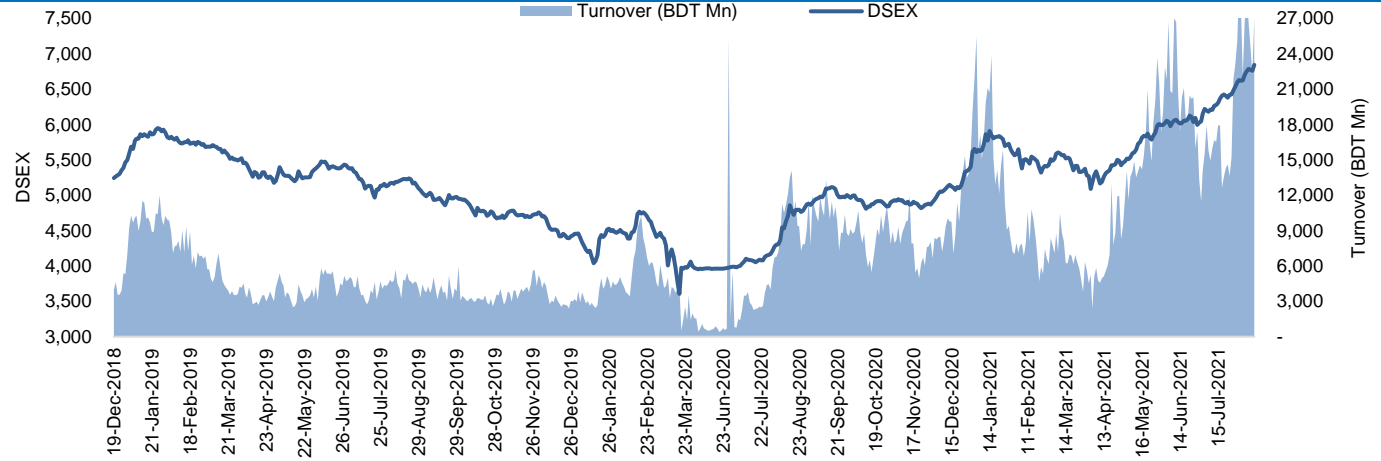


The market closed in green today. The benchmark index DSEX (+1.21%) gained 81.61 points and closed at 6,842.23. The blue-chip index DS30 (+1.17%), the Shariah-based index DSES (+1.26%), and the large-cap index CDSET (+0.99%) closed at 2,451.89, 1,479.72, and 1,335.77 points, respectively. All the large-cap sectors posted positive performance today. Bank booked the highest gain of 1.93% followed by NBF1 (+1.68%), Telecommunication (+0.92%), Fuel & Power (+0.86%), Pharmaceutical (+0.67%), Engineering (+0.63%), and Food & Allied (-0.12%), respectively. Block trades contributed 2.3% of the overall market turnover. Bangladesh Export Import Company Ltd. (+1.1%) was the most traded share with a turnover of BDT 1,539 million.



Index	Closing	Opening	Point Δ	%Δ	YTD %Δ
DSEX	6,842.23	6,760.62	+81.61	+1.21%	+26.7%
DS30	2,451.89	2,423.55	+28.34	+1.17%	+24.8%
DSES	1,479.72	1,461.34	+18.38	+1.26%	+19.1%
CDSET	1,335.77	1,322.66	+13.11	+0.99%	+18.9%

	Advanced	Declined	Unchanged	Total
All Category	247	96	33	376
A Category (Equity)	169	77	28	274
B Category (Equity)	41	13	5	59
N Category (Equity)	10	2	0	12
Z Category (Equity)	27	4	0	31
Mutual Funds	10	11	15	36
Corporate Bonds	1	1	0	2

		Today	Last Day	Daily %Δ
Mcap	Mn BDT	5,544,392	5,497,216	
	Mn USD	65,259	64,704	+0.9%
Turnover	Mn BDT	27,063	22,189	+22.0%
	Mn USD	319	261	
Volume	Mn Shares	906	698	+29.9%
No. of Trade		366,001	307,388	+19.1%

Figure: Sectorial Turnover (BDT Mn)

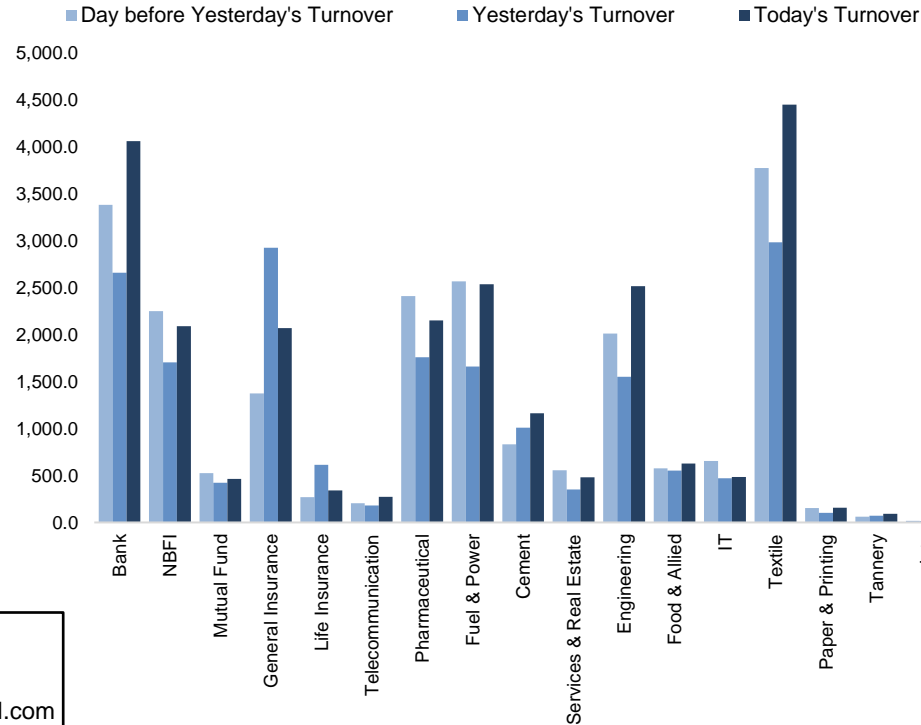
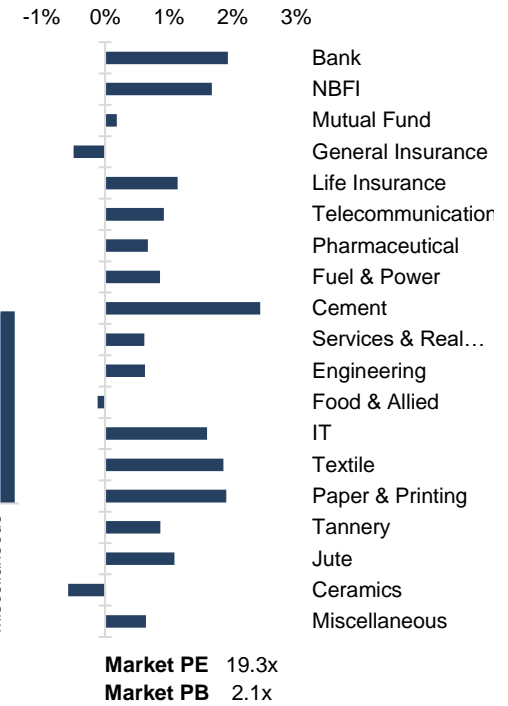


Figure: Sectorial Mcap Change



Anika Mafiz Research Analyst (880) 1708805206 anika.mafiz@bracepl.com	Md Mahirul Quddus Research Associate (880) 1709636546 mmahirul.quddus@bracepl.com
---	---

Sector Index	Closing	Opening	Points Δ	%Δ	No. of Companies	Mcap (BDT Mn)	% of Total Mcap	Turnover (BDT Mn)	% of Total Turnover	PE	PB	Top Twenty Market Cap	Mcap (BDT Mn)	% of Total Mcap	Turnover (BDT Mn)	PE	PB
Bank	1,673	1,641	+31.66	+1.93%	32	735,828	14.8%	4,062.8	15.4%	8.8x	0.9x	GP	491,374	9.9%	100.0	13.4x	9.8x
NBFI	2,362	2,322	+39.02	+1.68%	23	236,922	4.8%	2,090.2	7.9%	43.6x	3.8x	WALTONHIL	425,190	8.5%	22.0	25.9x	4.5x
Mutual Fund	1,103	1,101	+2.00	+0.18%	37	50,184	1.0%	463.5	1.8%	NM	1.0x	BATBC	303,750	6.1%	267.1	22.5x	8.2x
General Insurance	5,390	5,416	-26.68	-0.49%	38	140,239	2.8%	2,072.5	7.8%	24.4x	2.6x	ROBI	219,469	4.4%	107.4	NM	3.4x
Life Insurance	2,714	2,683	+30.62	+1.14%	13	75,125	1.5%	341.6	1.3%	NM	NM	SQURPHARMA	203,175	4.1%	112.4	14.0x	2.4x
Telecommunication	6,256	6,199	+57.11	+0.92%	3	740,626	14.9%	271.7	1.0%	18.5x	6.0x	UPGDCL	169,271	3.4%	60.1	17.5x	5.6x
Pharmaceutical	3,906	3,880	+26.13	+0.67%	31	712,915	14.3%	2,153.5	8.1%	23.4x	2.9x	RENATA	137,801	2.8%	13.4	30.0x	5.7x
Fuel & Power	1,891	1,875	+16.20	+0.86%	23	525,840	10.5%	2,539.4	9.6%	13.9x	1.6x	ICB	98,471	2.0%	13.2	47.5x	2.2x
Cement	2,514	2,454	+59.76	+2.44%	7	142,635	2.9%	1,163.0	4.4%	20.7x	3.0x	BEXIMCO	95,606	1.9%	1,538.9	26.3x	1.5x
Services & Real Estate	1,227	1,219	+7.55	+0.62%	8	46,931	0.9%	480.7	1.8%	NM	1.0x	LHBL	86,755	1.7%	902.0	23.7x	4.7x
Engineering	5,348	5,315	+33.40	+0.63%	42	658,679	13.2%	2,518.5	9.5%	24.3x	2.6x	BXPBARMA	85,297	1.7%	217.3	18.7x	2.4x
Food & Allied	23,124	23,151	-26.67	-0.12%	20	407,524	8.2%	628.3	2.4%	30.3x	8.8x	BERGERPBL	82,205	1.6%	33.7	24.7x	7.1x
IT	3,364	3,311	+53.04	+1.60%	11	39,741	0.8%	484.5	1.8%	36.7x	2.8x	MARICO	73,490	1.5%	16.2	23.0x	27.1x
Textile	1,612	1,583	+29.41	+1.86%	58	174,582	3.5%	4,454.2	16.9%	NM	1.1x	BRACBANK	67,799	1.4%	34.1	14.0x	1.3x
Paper & Printing	6,613	6,489	+123.47	+1.90%	6	19,396	0.4%	157.0	0.6%	51.0x	1.3x	DUTCHBANGL	53,320	1.1%	40.1	9.8x	1.6x
Tannery	2,229	2,210	+19.15	+0.87%	6	24,540	0.5%	93.5	0.4%	NM	2.5x	SUMITPOWER	50,083	1.0%	141.6	8.9x	1.4x
Jute	8,871	8,775	+95.62	+1.09%	3	2,209	0.0%	19.2	0.1%	NM	16.0x	BEACONPHAR	48,025	1.0%	58.7	47.6x	9.2x
Ceramics	711	715	-4.14	-0.58%	5	34,932	0.7%	392.2	1.5%	39.8x	2.3x	ISLAMIBANK	46,851	0.9%	19.6	9.7x	0.7x
Miscellaneous	4,185	4,158	+26.60	+0.64%	14	216,812	4.3%	2,046.0	7.7%	28.6x	2.1x	TITASGAS	40,162	0.8%	76.0	11.1x	0.6x
												POWERGRID	39,984	0.8%	459.9	18.5x	0.7x

Top Ten Gainers	Close Price (BDT)	Δ%	Turnover (BDT Mn)	PE	PB
AZIZPIPES	130.9	+10.0%	18.0	NM	NM
SONARGAON	27.6	+10.0%	44.2	NM	1.2x
AOL	61.0	+9.9%	307.8	27.6x	3.4x
METROSPIN	30.0	+9.9%	244.3	34.5x	1.9x
RINGSHINE	14.5	+9.8%	366.6	50.5x	0.8x
AL-HAJTEX	58.1	+9.8%	94.7	NM	6.7x
MITHUNKNIT	18.1	+9.7%	5.1	NM	1.0x
MEGHNAPEP	26.1	+9.7%	3.9	NM	NM
JANATAINS	48.8	+9.7%	190.1	39.7x	3.5x
SBACBANK	19.3	+9.7%	248.8	11.3x	1.4x

Top Ten Losers	Close Price (BDT)	Δ%	Turnover (BDT Mn)	PE	PB
MALEKSPIN	35.3	-4.3%	497.8	NM	0.8x
PIONEERINS	141.4	-3.0%	81.2	20.4x	3.0x
RELIANCINS	101.2	-3.0%	15.4	16.8x	1.6x
SAFKOSPINN	31.2	-2.8%	29.6	NM	1.8x
FUWANGCER	24.6	-2.8%	125.7	61.5x	2.1x
NHFIL	66.6	-2.6%	427.5	20.6x	3.8x
SHYAMPSUG	89.7	-2.5%	5.2	NM	NM
PARAMOUNT	88.8	-2.2%	43.2	16.1x	3.6x
MERCINS	54.3	-2.2%	82.1	28.0x	2.7x
GREENDELTA	112.1	-2.1%	47.1	11.6x	1.7x

Top Twenty Free Float Mcap	Free Float Mcap (BDT Mn)	% of Total Free Float Mcap	PE	PB
SQURPHARMA	132,937	7.2%	14.0x	2.4x
BATBC	80,342	4.4%	22.5x	8.2x
RENATA	67,275	3.7%	30.0x	5.7x
BEXIMCO	66,399	3.6%	26.3x	1.5x
BXPBARMA	59,554	3.2%	18.7x	2.4x
GP	49,137	2.7%	13.4x	9.8x
BRACBANK	36,449	2.0%	14.0x	1.3x
BEACONPHAR	33,616	1.8%	47.6x	9.2x
LHBL	30,642	1.7%	23.7x	4.7x
EBL	24,908	1.4%	6.8x	1.2x
ISLAMIBANK	22,808	1.2%	9.7x	0.7x
OLYMPIC	21,976	1.2%	17.5x	4.1x
ROBI	21,837	1.2%	NM	3.4x
CITYBANK	20,343	1.1%	5.5x	1.0x
NBL	19,553	1.1%	9.1x	0.5x
IFIC	18,472	1.0%	16.0x	1.0x
SUMITPOWER	18,426	1.0%	8.9x	1.4x
PUBALIBANK	17,683	1.0%	6.7x	0.6x
UPGDCL	16,927	0.9%	17.5x	5.6x
ALARABANK	16,899	0.9%	12.6x	1.2x

Most Traded Share	Close Price (BDT)	Δ%	Turnover (BDT Mn)	PE	PB
BEXIMCO	109.1	+1.1%	1,538.9	26.3x	1.5x
LHBL	74.7	+3.9%	902.0	23.7x	4.7x
FIRSTSBANK	12.9	+6.6%	672.3	5.1x	0.7x
IFIC	17.2	+1.2%	622.1	16.0x	1.0x
LANKABAFIN	40.3	+3.1%	538.2	17.0x	2.2x
NBL	8.8	+7.3%	533.1	9.1x	0.5x
MALEKSPIN	35.3	-4.3%	497.8	NM	0.8x
POWERGRID	56.1	+6.3%	459.9	18.5x	0.7x
NHFIL	66.6	-2.6%	427.5	20.6x	3.8x
ORIONPHARM	71.5	-1.4%	426.3	23.3x	0.9x

Block Trade	Maximum Price (BDT)	Minimum Price (BDT)	Turnover (BDT Mn)	Quantity ('000)	No. of Trade
ALARABANK	27.1	27.1	191.8	7,078	1
BDFINANCE	56.0	55.9	167.9	3,000	2
NBL	8.3	8.2	9.1	1,100	2
ABBANK	17.3	17.3	13.8	800	2
EBLNRBMF	8.2	8.2	4.1	500	1
STANDBANKL	11.1	11.1	4.4	400	1
FARCHEM	15.3	15.3	6.1	399	1
GENEXIL	114.0	108.0	39.6	359	10
KTL	31.0	30.6	9.7	317	2
GENNEXT	8.9	8.9	2.7	300	1

Block Trade	Maximum Price (BDT)	Minimum Price (BDT)	Turnover (BDT Mn)	Quantity ('000)	No. of Trade
SSSTEEL	24.0	24.0	6.6	275	1
ACIFORMULA	173.0	173.0	46.2	267	1
CITYGENINS	43.7	43.0	11.3	262	2
SBACBANK	19.3	16.0	3.8	208	6
DSSL	22.5	20.5	4.2	200	3
POWERGRID	55.0	47.6	10.4	195	3
FUWANGCER	25.6	25.6	4.9	190	2
RINGSHINE	14.5	14.0	2.7	187	2
GBBPOWER	44.2	38.6	5.8	146	4
TRUSTB1MF	8.0	8.0	1.0	120	1
ILFSL	9.2	9.2	1.0	111	2
NHFIL	73.4	71.0	7.6	104	4
ONEBANKLTD	13.6	13.6	1.4	100	1
GRAMEENS2	18.0	18.0	1.2	68	1
MEGHNAPEP	21.7	21.7	1.4	65	1
SALVOCHEM	49.7	48.0	2.8	58	3
FIRSTSBANK	12.5	12.5	0.7	55	1
KAY&QUE	250.0	250.0	13.8	55	2
ALARABANK	14.6	14.6	0.7	50	1
BSCCL	182.0	182.0	9.1	50	1
HRTEX	72.0	72.0	3.6	50	1
NLI1STMF	15.5	15.5	0.8	50	1
MHSML	18.8	18.8	0.8	43	1
EASTERNINS	115.0	115.0	4.4	39	1
GPHISPAT	54.0	54.0	1.9	35	1
BEACONPHAR	190.1	190.1	6.3	33	1
EGEN	68.0	68.0	2.0	30	1
ISLAMICFIN	29.9	29.9	0.9	30	1
SPCL	91.0	91.0	2.7	30	1
SUMITPOWER	45.0	45.0	1.4	30	1
Total			630.862	35	94

Important DSE News
MERCINS

(Q2 Un-audited): EPS was Tk. 0.07 for April-June 2021 as against Tk. 0.07 for April-June 2020; EPS was Tk. 0.79 for January-June 2021 as against Tk. 0.40 for January-June 2020. NOCFPS was Tk. 0.70 for January-June 2021 as against Tk. 0.36 for January-June 2020. NAV per share was Tk. 19.85 as on June 30, 2021, and Tk. 19.05 as on December 31, 2020.

BDAUTOCA

(Q3 Un-audited): EPS was Tk. 0.06 for January-March 2021 as against Tk. 0.05 for January-March 2020; EPS was Tk. 0.31 for July 2020-March 2021 as against Tk. 0.79 for July 2019-March 2020. NOCFPS was Tk. 1.42 for July 2020-March 2021 as against Tk. 0.12 for July 2019-March 2020. NAV per share was Tk. 6.80 as on March 31, 2021 and Tk. 6.79 as on June 30, 2020. The Company has also informed that in effect of Covid-19 the sales of the Company is severely affected. As such sales of the Company revenue has been fall on by 27% (approx.). Hence result net profit has also been decreased severely during this period. Due to reduction of working capital requirement, the NOCFPS of the Company was significantly better then comparative periods of operating cash flow.

IFADAUTOS

The company has informed that the Board of Directors of IFAD Autos Limited has decided to invest BDT 80 (eighty) crore with a view to acquire 40% (percent) shares of the IFAD Multi-products Limited subject to the approval by the shareholders/members in forth coming General Meeting of the company. IFAD Multi-products Limited is one of sister concern of IFAD Group, having a common management. Furthermore, investing amount shall be financed from company's own fund.

The Company has informed that the Board of Directors of IFAD Autos Limited has inked an agreement with Bangladesh Economic Zones Authority (BEZA) for lease of 30 (thirty) acres Land as rental basis for 50 (fifty) years at the Bangabandhu Sheikh Mujib Shilpa Nagar, Mirsarai. The amount of rent is USD 3,03,514.50 or equivalent Bangladeshi Taka per annum. In this regard IFAD Autos Limited has paid to the Bangladesh Economic Zones Authority (BEZA) a sum of BDT 5,15,67,114.00/- equivalent to USD 6,07,029.00 only as Security Deposit which is equivalent to Two Years Annual Lease Rent for the demised land.

Upcoming Corporate Events

DSE Ticker	Right Share	Dividend		Event	Date
		Stock	Cash		
SANDHANINS	-	0.0%	12.0%	Record Date	25-Aug-21

Disclaimer: This report has been prepared by BRAC EPL Stock Brokerage Ltd and is provided for information purposes. It is not, under any circumstances, to be used or considered as an offer to sell, or a solicitation of any offer to buy. Reasonable care has been taken to ensure that the information is not untrue and misleading. BRAC EPL Stock Brokerage Ltd makes no representation or warranty as to the accuracy or completeness of such information. All opinions and estimates included in this report constitute our judgment as of this date and are subject to change without notice.