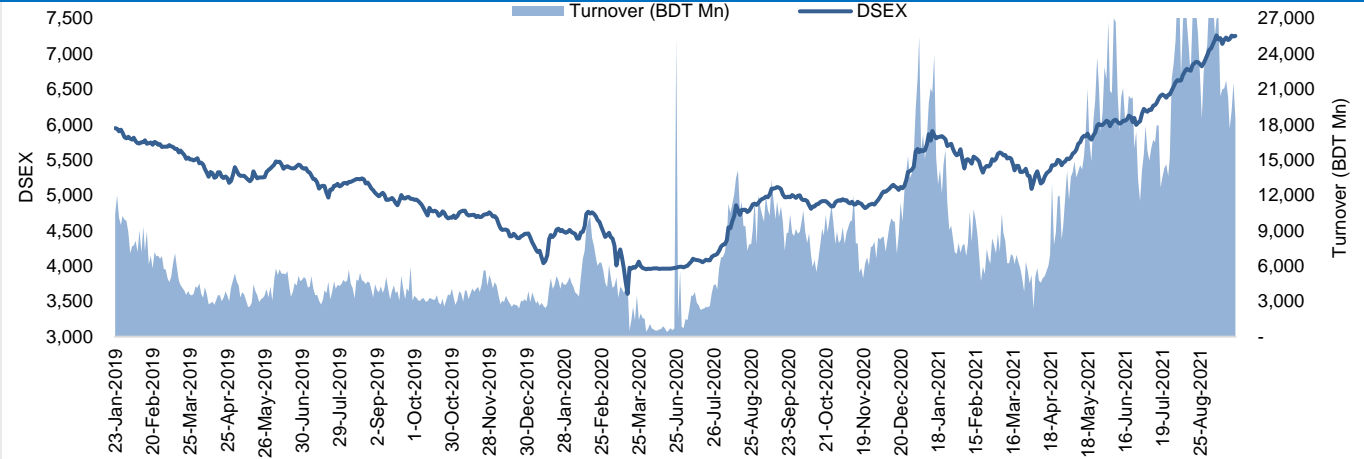


The market closed in green today. The benchmark index DSEX (+0.12%) gained 8.76 points and closed at 7,250.60. The bluechip index DS30 (+0.01%), the Shariah-based index DSES (-0.09%), and the large-cap index CDSET (-0.09%) closed at 2,673.56, 1,581.05, and 1,439.31 points, respectively. All the large-cap sectors posted positive performance today. Engineering booked the highest gain of 1.55% followed by NBF1 (+0.38%), Food & Allied (+0.17%), Pharmaceutical (+0.07%), Bank (+0.06%), Fuel & Power (-0.03%), and Telecommunication (-0.53%), respectively. Block trades contributed 5.0% of the overall market turnover. Bangladesh Export Import Company Ltd. (-0.1%) was the most traded share with a turnover of BDT 969 million.



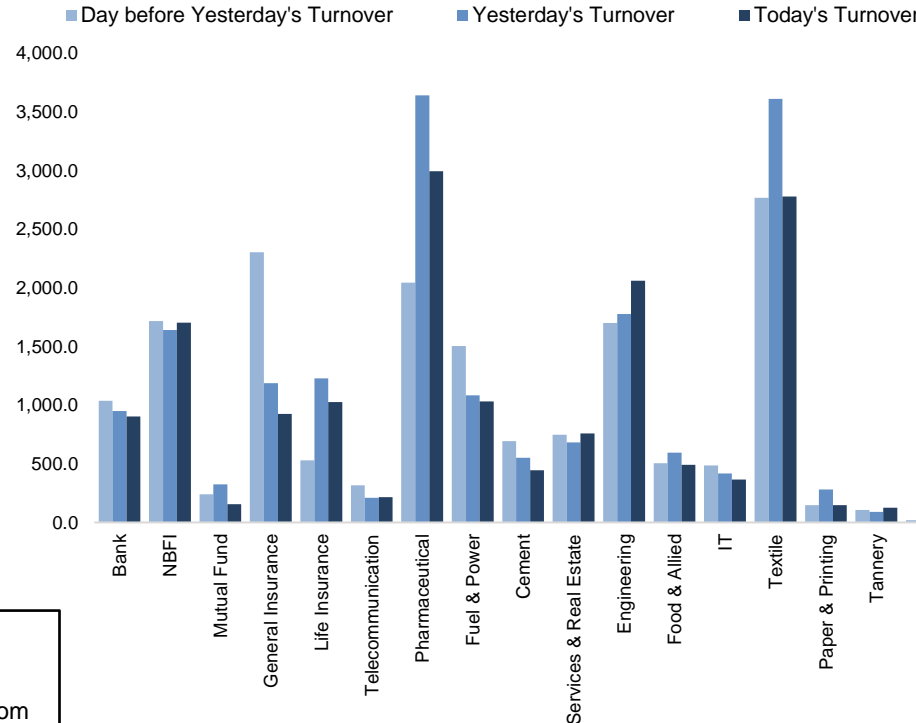
Index	Closing	Opening	Point Δ	%Δ	YTD %Δ
DSEX	7,250.60	7,241.84	+8.76	+0.12%	+34.2%
DS30	2,673.56	2,673.19	+0.37	+0.01%	+36.1%
DSES	1,581.05	1,582.52	-1.47	-0.09%	+27.3%
CDSET	1,439.31	1,440.64	-1.33	-0.09%	+28.2%

	Advanced	Declined	Unchanged	Total
All Category	145	185	45	375
A Category (Equity)	108	137	32	277
B Category (Equity)	18	33	6	57
N Category (Equity)	4	7	0	11
Z Category (Equity)	15	8	7	30
Mutual Funds	5	16	15	36
Corporate Bonds	1	1	0	2

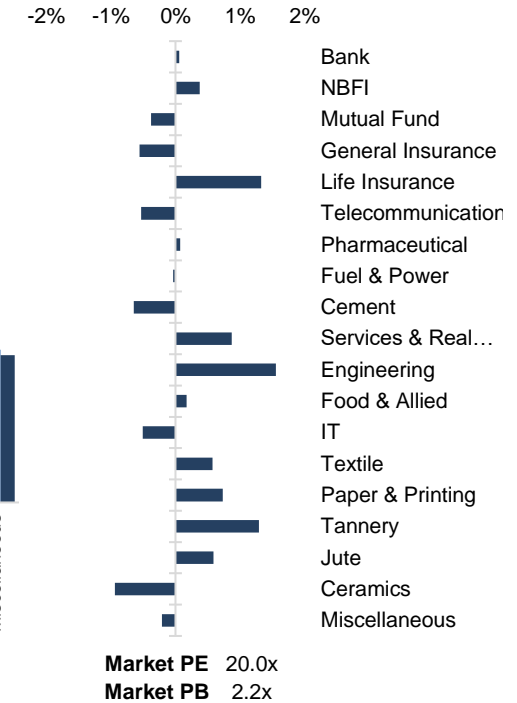
		Today	Last Day	Daily %Δ
Mcap	Mn BDT	5,770,366	5,761,595	
	Mn USD	67,727	67,624	+0.2%
Turnover	Mn BDT	18,524	21,507	-13.9%
	Mn USD	217	252	
Volume	Mn Shares	436	523	-16.7%
No. of Trade		244,841	275,863	-11.2%

<b>Nazmus Saadat, CFA</b> Research Analyst (880) 1708805229 nazmus.saadat@bracepl.com	<b>Anika Mafiz</b> Research Analyst (880) 1708805206 anika.mafiz@bracepl.com
--	---

**Figure: Sectorial Turnover (BDT Mn)**



**Figure: Sectorial Mcap Change**



Sector Index	Closing	Opening	Points Δ	%Δ	No. of Companies	Mcap (BDT Mn)	% of Total Mcap	Turnover (BDT Mn)	% of Total Turnover	PE	PB	Top Twenty Market Cap	Mcap (BDT Mn)	% of Total Mcap	Turnover (BDT Mn)	PE	PB
Bank	1,668	1,667	+1.00	+0.06%	32	730,364	14.0%	904.2	5.1%	8.7x	0.9x	GP	515,004	9.9%	49.6	14.1x	10.3x
NBFI	2,649	2,639	+9.90	+0.38%	23	262,245	5.0%	1,701.9	9.7%	22.8x	4.2x	WALTONHIL	399,048	7.7%	62.7	24.3x	4.2x
Mutual Fund	1,022	1,026	-3.89	-0.38%	37	46,807	0.9%	156.5	0.9%	NM	0.9x	BATBC	351,972	6.8%	197.8	26.1x	9.5x
General Insurance	5,746	5,778	-32.02	-0.55%	38	144,776	2.8%	924.8	5.3%	24.6x	2.6x	ROBI	218,946	4.2%	81.2	NM	3.4x
Life Insurance	3,027	2,987	+39.65	+1.33%	13	85,700	1.6%	1,026.8	5.8%	NM	NM	SQURPHARMA	216,737	4.2%	259.1	14.9x	2.5x
Telecommunication	6,498	6,533	-34.57	-0.53%	3	769,075	14.8%	215.3	1.2%	19.2x	6.3x	UPGDCL	172,981	3.3%	40.2	17.9x	5.7x
Pharmaceutical	4,204	4,201	+2.99	+0.07%	31	762,400	14.6%	2,994.3	17.0%	25.0x	3.1x	RENATA	140,296	2.7%	23.2	30.5x	5.8x
Fuel & Power	1,977	1,977	-0.67	-0.03%	23	547,122	10.5%	1,032.9	5.9%	14.5x	1.7x	BEXIMCO	117,777	2.3%	969.1	32.4x	1.8x
Cement	2,750	2,768	-17.86	-0.65%	7	149,062	2.9%	444.3	2.5%	21.7x	3.2x	BXPBARMA	109,565	2.1%	719.2	24.0x	3.1x
Services & Real Estate	1,393	1,381	+12.05	+0.87%	8	53,346	1.0%	757.7	4.3%	NM	1.1x	ICB	107,254	2.1%	18.8	52.1x	2.4x
Engineering	5,288	5,207	+80.89	+1.55%	42	642,521	12.3%	2,059.9	11.7%	23.6x	2.5x	LHBL	91,168	1.7%	339.3	24.9x	5.0x
Food & Allied	25,874	25,830	+44.56	+0.17%	20	460,946	8.8%	492.1	2.8%	34.3x	9.9x	BERGERPBL	85,521	1.6%	20.4	25.7x	7.4x
IT	3,420	3,437	-17.41	-0.51%	11	40,084	0.8%	366.0	2.1%	37.0x	2.9x	MARICO	74,063	1.4%	20.3	23.2x	27.3x
Textile	1,747	1,737	+9.95	+0.57%	58	183,724	3.5%	2,777.6	15.8%	NM	1.2x	BRACBANK	65,989	1.3%	73.3	11.3x	1.3x
Paper & Printing	7,070	7,019	+51.21	+0.73%	6	20,890	0.4%	147.1	0.8%	55.9x	1.4x	DUTCHBANGL	51,865	1.0%	18.4	9.5x	1.5x
Tannery	2,881	2,845	+36.80	+1.29%	6	31,758	0.6%	124.5	0.7%	NM	3.2x	SUMITPOWER	50,190	1.0%	47.6	8.9x	1.4x
Jute	10,095	10,036	+59.15	+0.59%	3	2,433	0.0%	19.4	0.1%	NM	17.7x	BEACONPHAR	48,833	0.9%	22.4	48.4x	9.3x
Ceramics	750	757	-7.09	-0.94%	5	35,671	0.7%	190.3	1.1%	40.6x	2.3x	ISLAMIBANK	48,300	0.9%	19.3	10.0x	0.8x
Miscellaneous	4,784	4,794	-10.05	-0.21%	14	241,399	4.6%	1,256.3	7.1%	31.8x	2.4x	TITASGAS	41,745	0.8%	12.9	11.6x	0.6x
												POWERGRID	39,628	0.8%	50.3	18.3x	0.7x

Top Ten Gainers	Close Price (BDT)	Δ%	Turnover (BDT Mn)	PE	PB
ETL	13.5	+8.9%	151.4	NM	1.1x
PAPERPROC	184.4	+7.1%	13.9	NM	6.7x
SALVOCHEM	58.1	+7.0%	141.0	NM	4.5x
MONOSPOOL	187.3	+6.9%	8.8	NM	4.6x
ENVOYTEX	46.3	+6.4%	127.6	NM	1.2x
DELTALIFE	181.5	+6.1%	634.6	NM	NM
BAYLEASING	36.6	+6.1%	227.2	20.0x	1.8x
QUASEMIND	60.5	+5.8%	172.2	49.6x	2.0x
SPCL	114.2	+5.4%	205.8	19.9x	3.2x
PENINSULA	31.4	+5.4%	152.7	98.1x	1.0x

Top Ten Losers	Close Price (BDT)	Δ%	Turnover (BDT Mn)	PE	PB
CVOPRL	250.2	-4.2%	215.3	NM	20.9x
FUWANGCER	21.7	-3.1%	44.9	54.2x	1.9x
DOMINAGE	37.7	-2.8%	76.3	21.1x	2.2x
DAFODILCOM	63.5	-2.8%	2.0	NM	4.7x
SAFKOSPINN	26.1	-2.6%	11.2	NM	1.5x
FIRSTSBANK	11.7	-2.5%	64.5	4.6x	0.6x
APOLOISPAT	11.9	-2.5%	43.1	NM	0.6x
SONARGAON	24.5	-2.4%	3.7	NM	1.1x
ACFL	42.8	-2.3%	10.5	38.9x	1.0x
SIMTEX	21.7	-2.3%	10.1	NM	1.0x

Top Twenty Free Float Mcap	Free Float Mcap (BDT Mn)	% of Total Free Float Mcap	PE	PB
SQURPHARMA	141,811	7.3%	14.9x	2.5x
BATBC	93,097	4.8%	26.1x	9.5x
BEXIMCO	81,796	4.2%	32.4x	1.8x
BXPBARMA	76,498	3.9%	24.0x	3.1x
RENATA	68,493	3.5%	30.5x	5.8x
GP	51,500	2.7%	14.1x	10.3x
BRACBANK	35,476	1.8%	11.3x	1.3x
BEACONPHAR	34,182	1.8%	48.4x	9.3x
LHBL	32,200	1.7%	24.9x	5.0x
EBL	26,839	1.4%	7.4x	1.3x
ISLAMIBANK	23,513	1.2%	10.0x	0.8x
OLYMPIC	23,104	1.2%	18.4x	4.3x
ROBI	21,785	1.1%	NM	3.4x
CITYBANK	21,059	1.1%	5.7x	1.0x
NBL	18,887	1.0%	8.8x	0.5x
SUMITPOWER	18,465	1.0%	8.9x	1.4x
PUBALIBANK	17,823	0.9%	6.8x	0.7x
UPGDCL	17,298	0.9%	17.9x	5.7x
IFIC	17,183	0.9%	14.9x	0.9x
ALARABANK	16,157	0.8%	12.1x	1.2x

Most Traded Share	Close Price (BDT)	Δ%	Turnover (BDT Mn)	PE	PB
BEXIMCO	134.4	-0.1%	969.1	32.4x	1.8x
ORIONPHARM	77.6	+2.9%	774.1	25.3x	1.0x
BXPBARMA	245.6	-0.3%	719.2	24.0x	3.1x
DELTALIFE	181.5	+6.1%	634.6	NM	NM
SSSTEEL	25.7	+4.0%	400.2	11.4x	1.3x
ALIF	21.5	+4.4%	392.8	42.1x	1.6x
PTL	69.3	+3.3%	382.0	17.2x	2.7x
MAKSONSPIN	32.6	+3.2%	366.1	44.6x	1.7x
ACTIVEFINE	28.3	+5.2%	355.0	NM	1.3x
SAIFPOWER	38.1	-1.3%	348.5	47.5x	2.4x

Block Trade	Maximum Price (BDT)	Minimum Price (BDT)	Turnover (BDT Mn)	Quantity ('000)	No. of Trade
AAMRATECH	39.6	39.6	7.7	195	1
AGRANINS	62.6	62.6	2.2	35	1
AIL	65.9	65.9	0.7	10	1
ALIF	20.8	20.7	4.2	200	2
BAYLEASING	34.8	34.0	8.7	250	2
BBSCABLES	74.0	74.0	22.2	300	1
BGIC	56.0	56.0	0.6	10	1
BSCCL	224.0	224.0	3.1	14	1
CENTRALINS	66.0	66.0	1.3	20	1
CITYGENINS	54.0	54.0	3.0	55	1

Block Trade	Maximum Price (BDT)	Minimum Price (BDT)	Turnover (BDT Mn)	Quantity ('000)	No. of Trade
DACCADYE	27.0	27.0	1.2	45	1
DELTALIFE	171.0	167.5	589.7	3,516	15
EASTERNINS	145.0	145.0	7.3	50	1
EASTLAND	47.5	47.5	2.1	44	1
EHL	63.7	63.7	1.1	17	1
FORTUNE	72.0	72.0	5.0	70	1
GBBPOWER	49.5	49.5	0.5	11	1
GENEXIL	122.0	122.0	1.2	10	1
GP	398.0	398.0	39.8	100	2
GPHISPAT	58.5	58.5	19.9	340	1
ICBIBANK	6.9	6.9	73.1	10,600	2
IFIC	17.2	17.2	37.8	2,200	1
ISLAMIINS	77.2	77.2	1.2	15	1
JAMUNABANK	23.7	23.7	1.2	50	1
KDSALTD	73.5	69.5	8.5	122	2
MAKSONSPIN	29.5	29.5	3.0	103	1
MALEKSPIN	36.4	36.4	0.9	25	1
NITOLINS	69.0	69.0	0.6	9	1
ORIONPHARM	78.0	73.0	1.4	19	2
PHOENIXFIN	33.0	33.0	2.2	67	1
PIONEERINS	140.0	140.0	7.0	50	1
POPULARLIF	105.0	105.0	0.5	5	1
PTL	67.2	63.2	10.3	156	8
SALVOCHEM	51.7	51.0	1.1	21	2
SAMORITA	99.0	99.0	0.6	7	1
SPCL	116.0	100.0	60.5	604	3
<b>Total</b>			<b>932.348</b>		<b>68</b>

**Important DSE News**
**DESHBANDHU**

As per Regulation 19(1) of the Dhaka Stock Exchange (Listing) Regulations, 2015, the Company has informed that a meeting of the Board of Directors will be held on September 30, 2021, at 3:00 PM to consider, among others, audited financial statements of the Company for the year ended on June 30, 2021.

**PURABIGEN**

Mr. Md. Khalid Hossain, one of the Sponsors of the Company, has further reported that he has completed his sale of 1,00,000 shares of the Company at prevailing market price through Stock Exchange (DSE) as per declaration disseminated on 07.09.2021.

**EXIMBANK**

Mr. Ranjan Chowdhury, one of the Independent Directors of the Company, has expressed his intention to sell 4,00,975 shares out of his total holding of 9,00,975 shares of the Company at prevailing market price (in the Public Market) through Stock Exchange (DSE) within October 31, 2021.

Mr. Khandakar Mohammed Saiful Alam, one of the Independent Directors of the Company, has expressed his intention to sell 3,88,739 shares out of his total holding of 8,88,739 shares of the Company at prevailing market price (in the Public Market) through Stock Exchange (DSE) within October 31, 2021.

**Upcoming Corporate Events**

DSE Ticker	Right Share	Dividend		Event	Date
		Stock	Cash		
EIL	-	0.0%	2.0%	Record Date	07-Oct-21
EHL	-	0.0%	15.0%	Record Date	07-Oct-21
IBNSINA	-	0.0%	47.0%	Record Date	18-Oct-21

**Disclaimer:** This report has been prepared by BRAC EPL Stock Brokerage Ltd and is provided for information purposes. It is not, under any circumstances, to be used or considered as an offer to sell, or a solicitation of any offer to buy. Reasonable care has been taken to ensure that the information is not untrue and misleading. BRAC EPL Stock Brokerage Ltd makes no representation or warranty as to the accuracy or completeness of such information. All opinions and estimates included in this report constitute our judgment as of this date and are subject to change without notice.