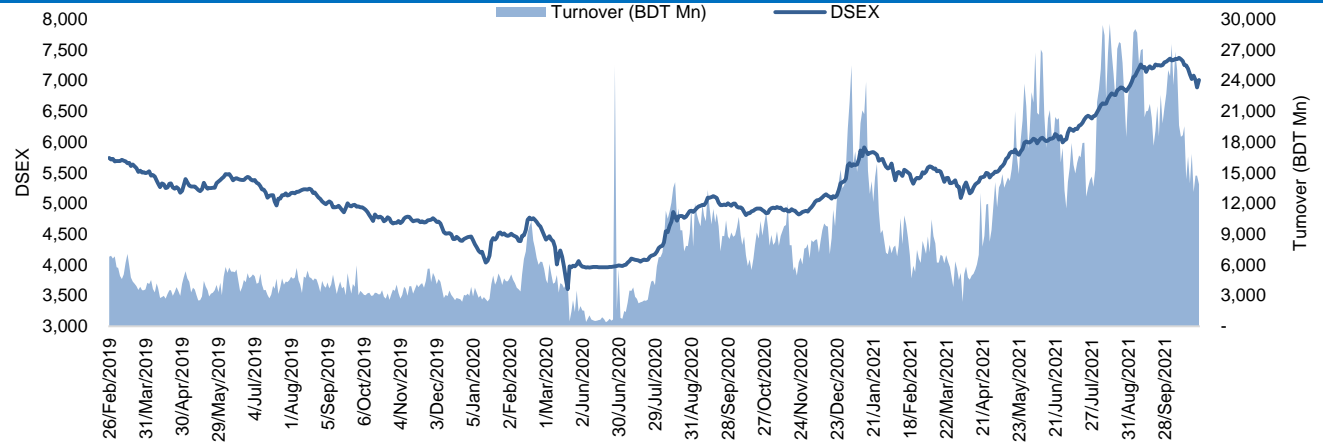


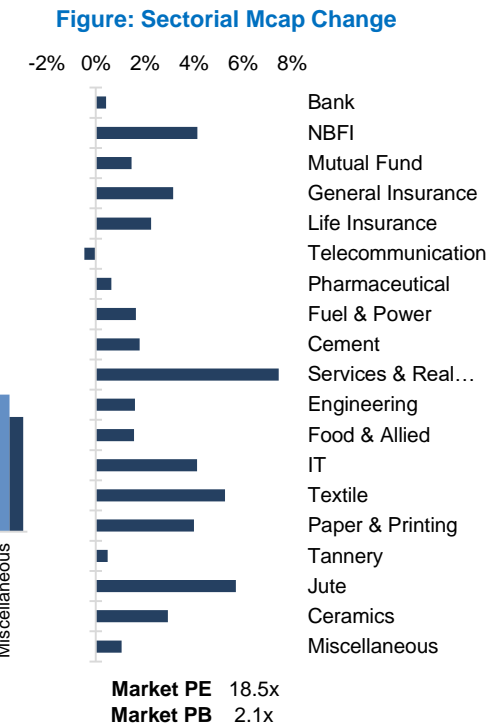
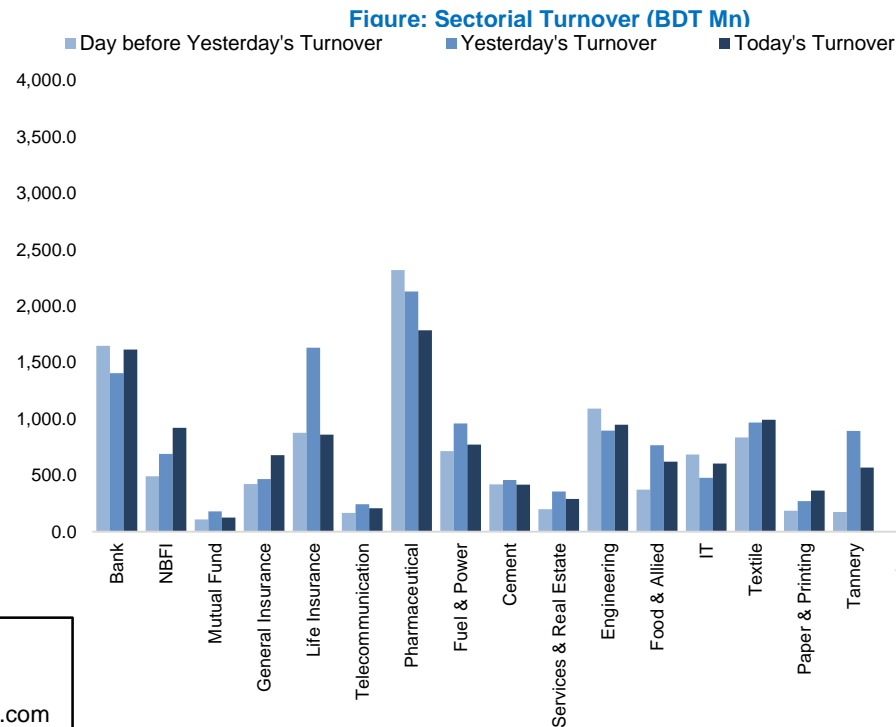
The market closed in green today. The benchmark index DSEX (+1.75%) gained 120.49 points and closed at 7,005.78. The blue-chip index DS30 (+0.65%), the Shariah-based index DSES (+1.15%), and the large-cap index CDSET (+0.51%) closed at 2,661.65, 1,482.46, and 1,419.96 points, respectively. All the large-cap sectors posted positive performance today. NBF1 booked the highest gain of 4.15% followed by Fuel & Power (+1.64%), Engineering (+1.60%), Food & Allied (+1.56%), Pharmaceutical (+0.63%), Bank (+0.42%), and Telecommunication (-0.46%), respectively. Block trades contributed 0.6% of the overall market turnover. Bangladesh Export Import Company Ltd. (+1.1%) was the most traded share with a turnover of BDT 868 million.



Index	Closing	Opening	Point Δ	%Δ	YTD %Δ
DSEX	7,005.78	6,885.29	+120.49	+1.75%	+29.7%
DS30	2,661.65	2,644.55	+17.10	+0.65%	+35.5%
DSES	1,482.46	1,465.60	+16.86	+1.15%	+19.4%
CDSET	1,419.96	1,412.75	+7.21	+0.51%	+26.4%

	Advanced	Declined	Unchanged	Total
All Category	340	22	14	376
A Category (Equity)	245	20	13	278
B Category (Equity)	56	1	0	57
N Category (Equity)	11	0	0	11
Z Category (Equity)	28	1	1	30
Mutual Funds	25	2	9	36
Corporate Bonds	1	0	0	1

		Today	Last Day	Daily %Δ
Mcap	Mn BDT	5,639,243	5,572,170	+1.2%
	Mn USD	66,188	65,401	
Turnover	Mn BDT	13,869	14,704	-5.7%
	Mn USD	163	173	
Volume	Mn Shares	314	316	-0.6%
No. of Trade		195,064	202,677	-3.8%



Anika Mafiz Research Analyst (880) 1708805206 anika.mafiz@bracepl.com	Fahim Hassan Research Associate (880) 1709636546 fahim.hassan@bracepl.com
---	---

Sector Index	Closing	Opening	Points Δ	%Δ	No. of Companies	Mcap (BDT Mn)	% of Total Mcap	Turnover (BDT Mn)	% of Total Turnover	PE	PB	Top Twenty Market Cap	Mcap (BDT Mn)	% of Total Mcap	Turnover (BDT Mn)	PE	PB
Bank	1,627	1,620	+6.74	+0.42%	32	712,274	14.2%	1,614.2	12.5%	8.1x	0.9x	GP	474,630	9.4%	80.1	13.1x	11.4x
NBFI	2,478	2,380	+98.67	+4.15%	23	245,335	4.9%	919.6	7.1%	21.4x	3.9x	BATBC	376,758	7.5%	463.5	27.9x	10.1x
Mutual Fund	958	944	+13.74	+1.46%	37	43,850	0.9%	125.5	1.0%	NM	0.9x	WALTONHIL	364,180	7.2%	17.7	22.2x	3.9x
General Insurance	5,225	5,065	+160.22	+3.16%	38	131,653	2.6%	678.8	5.3%	21.3x	2.3x	ROBI	206,898	4.1%	54.7	NM	3.2x
Life Insurance	2,985	2,919	+65.85	+2.26%	13	84,519	1.7%	859.4	6.7%	NM	NM	SQURPHARMA	195,994	3.9%	228.4	12.3x	2.2x
Telecommunication	6,053	6,081	-28.01	-0.46%	3	716,357	14.2%	208.2	1.6%	17.9x	6.2x	UPGDCL	174,314	3.5%	61.2	18.1x	5.8x
Pharmaceutical	4,020	3,995	+25.23	+0.63%	31	728,968	14.5%	1,783.8	13.8%	22.3x	2.8x	BEXIMCO	142,139	2.8%	867.7	21.5x	2.1x
Fuel & Power	1,915	1,885	+30.87	+1.64%	23	530,128	10.5%	771.3	6.0%	14.2x	1.6x	RENATA	141,183	2.8%	15.8	27.9x	5.5x
Cement	2,722	2,674	+47.95	+1.79%	7	147,552	2.9%	417.6	3.2%	21.0x	3.1x	ICB	109,510	2.2%	16.8	53.2x	2.5x
Services & Real Estate	1,388	1,292	+96.33	+7.46%	8	53,165	1.1%	288.9	2.2%	NM	1.1x	BXPBARMA	97,208	1.9%	254.2	19.0x	2.6x
Engineering	4,914	4,836	+77.56	+1.60%	42	597,050	11.9%	949.0	7.3%	20.6x	2.3x	LHBL	96,975	1.9%	321.0	24.6x	5.0x
Food & Allied	26,837	26,426	+411.57	+1.56%	20	478,104	9.5%	619.8	4.8%	35.4x	10.3x	BERGERPBL	82,089	1.6%	2.5	24.7x	7.1x
IT	3,412	3,277	+135.51	+4.14%	11	39,991	0.8%	603.4	4.7%	36.7x	2.9x	MARICO	72,897	1.4%	7.7	22.1x	31.0x
Textile	1,602	1,522	+80.20	+5.27%	58	168,433	3.4%	992.6	7.7%	NM	1.1x	BRACBANK	62,509	1.2%	12.3	10.7x	1.3x
Paper & Printing	7,434	7,147	+286.63	+4.01%	6	21,963	0.4%	365.6	2.8%	45.8x	1.5x	BEACONPHAR	49,457	1.0%	22.6	49.0x	9.4x
Tannery	3,241	3,225	+15.74	+0.49%	6	35,717	0.7%	568.0	4.4%	NM	3.5x	DUTCHBANGL	49,398	1.0%	24.4	8.4x	1.4x
Jute	8,372	7,919	+452.96	+5.72%	3	2,017	0.0%	4.3	0.0%	NM	14.6x	ISLAMIBANK	48,461	1.0%	16.8	9.0x	0.7x
Ceramics	708	687	+20.18	+2.94%	5	33,638	0.7%	130.6	1.0%	38.5x	2.2x	SUMITPOWER	45,064	0.9%	62.4	8.0x	1.2x
Miscellaneous	5,092	5,039	+53.41	+1.06%	14	256,974	5.1%	1,016.7	7.9%	24.4x	2.4x	POWERGRID	43,120	0.9%	125.5	20.0x	0.8x
												TITASGAS	39,965	0.8%	13.1	11.5x	0.6x

Top Ten Gainers	Close Price (BDT)	Δ%	Turnover (BDT Mn)	PE	PB
KDSALTD	71.4	+10.2%	40.1	32.5x	2.9x
MONOSPOOL	169.4	+10.0%	4.9	NM	4.1x
YPL	12.1	+10.0%	4.5	4.8x	1.1x
NURANI	7.7	+10.0%	4.7	NM	0.8x
TALLUSPIN	11.0	+10.0%	3.3	NM	1.0x
OAL	11.0	+10.0%	8.3	NM	0.8x
DOMINAGE	29.7	+10.0%	23.8	16.6x	1.8x
ACTIVEFINE	25.3	+10.0%	104.4	NM	1.1x
ASIAINS	85.9	+10.0%	87.2	30.7x	3.4x
REGENTTEX	11.1	+9.9%	5.3	NM	0.4x

Top Twenty Free Float Mcap	Free Float Mcap (BDT Mn)	% of Total Free Float Mcap	PE	PB
SQURPHARMA	128,239	6.8%	12.3x	2.2x
BATBC	99,652	5.3%	27.9x	10.1x
BEXIMCO	98,715	5.3%	21.5x	2.1x
RENATA	68,925	3.7%	27.9x	5.5x
BXPBARMA	67,871	3.6%	19.0x	2.6x
GP	47,463	2.5%	13.1x	11.4x
BEACONPHAR	34,618	1.8%	49.0x	9.4x
LHBL	34,251	1.8%	24.6x	5.0x
BRACBANK	33,605	1.8%	10.7x	1.3x
EBL	24,575	1.3%	6.7x	1.2x
ISLAMIBANK	23,591	1.3%	9.0x	0.7x
OLYMPIC	21,455	1.1%	17.1x	4.0x
ROBI	20,586	1.1%	NM	3.2x
CITYBANK	19,412	1.0%	6.5x	0.9x
IFIC	19,223	1.0%	16.6x	1.0x
ORIONPHARM	18,288	1.0%	37.5x	1.5x
PUBALIBANK	17,964	1.0%	6.4x	0.6x
NBL	17,776	0.9%	7.0x	0.5x
DELTALIFE	17,759	0.9%	NM	NM
UPGDCL	17,431	0.9%	18.1x	5.8x

Most Traded Share	Close Price (BDT)	Δ%	Turnover (BDT Mn)	PE	PB
BEXIMCO	162.2	+1.1%	867.7	21.5x	2.1x
DELTALIFE	226.5	+1.4%	784.4	NM	NM
NRBCBANK	36.2	+3.4%	757.5	12.6x	2.4x
ORIONPHARM	114.9	+2.0%	705.1	37.5x	1.5x
FORTUNE	110.6	-0.3%	561.1	45.2x	7.1x
GENEXIL	146.1	+4.0%	524.9	47.9x	7.8x
BATBC	697.7	+1.3%	463.5	27.9x	10.1x
IFIC	17.9	+1.7%	388.8	16.6x	1.0x
SONALIPAPR	597.7	+2.9%	328.4	78.2x	2.1x
LHBL	83.5	+0.8%	321.0	24.6x	5.0x

Top Ten Losers	Close Price (BDT)	Δ%	Turnover (BDT Mn)	PE	PB
GP	351.5	-1.7%	80.1	13.1x	11.4x
ZEALBANGLA	131.5	-1.6%	0.7	NM	NM
ICB3RDNRB	6.7	-1.5%	1.3	NM	1.2x
CITYBANK	27.1	-1.5%	40.2	6.5x	0.9x
DUTCHBANGL	78.1	-1.4%	24.4	8.4x	1.4x
UTTARABANK	24.9	-1.2%	11.1	6.3x	0.8x
NLI1STMF	13.1	-0.8%	4.4	NM	1.2x
TRUSTBANK	32.7	-0.6%	4.2	10.6x	1.1x
EBL	36.9	-0.5%	9.5	6.7x	1.2x
BSRMLTD	116.5	-0.5%	52.2	6.1x	0.9x

Block Trade	Maximum Price (BDT)	Minimum Price (BDT)	No. of Trade	Quantity ('000)	Turnover (BDT Mn)
SIBL	14.0	14.0	2.0	19,807	277.30
DELTALIFE	228.5	204.5	17.0	961	213.03
OLYMPIC	176.5	176.5	1.0	400	70.60
BSCCL	210.1	210.1	1.0	336	70.59
LHBL	85.0	85.0	1.0	500	42.50
BATBC	695.0	674.0	3.0	61	42.01
MERCINS	48.5	48.5	1.0	862	41.83
ORIONPHARM	115.0	113.0	3.0	316	36.08
GENEXIL	149.7	130.1	4.0	216	30.52
GENNEXT	5.6	5.6	1.0	2,000	11.20

Block Trade	Maximum Price (BDT)	Minimum Price (BDT)	Turnover (BDT Mn)	Quantity ('000)	No. of Trade
SIBL	14.0	14.0	277.3	19,807	2
DELTALIFE	228.5	204.5	213.0	961	17
OLYMPIC	176.5	176.5	70.6	400	1
BSCCL	210.1	210.1	70.6	336	1
LHBL	85.0	85.0	42.5	500	1
BATBC	695.0	674.0	42.0	61	3
MERCINS	48.5	48.5	41.8	862	1
ORIONPHARM	115.0	113.0	36.1	316	3
GENEXIL	149.7	130.1	30.5	216	4
GENNEXT	5.6	5.6	11.2	2,000	1
PROVATIINS	160.0	160.0	10.6	66	4
NHFIL	70.0	69.3	10.2	147	2
PREMIERBAN	14.5	14.5	10.2	700	1
EBL	36.9	36.9	10.1	275	1
DUTCHBANGL	78.0	78.0	10.1	130	1
BEXIMCO	172.0	145.0	7.8	49	4
BANKASIA	20.0	20.0	7.6	380	1
EXIMBANK	12.6	12.6	7.6	600	1
PENINSULA	34.0	34.0	5.7	167	1
SAIFPOWER	38.1	34.4	3.9	112	3
ONEBANKLTD	13.8	13.8	3.7	266	1
NRBCBANK	31.8	31.8	3.2	100	2
Total			952.0		81

Upcoming Corporate Events

DSE Ticker	Right Share	Dividend		Event	Date
		Stock	Cash		
Deshbandhu Polymer Limited	-	0.0%	5.0%	Record Date	28-Oct-21
Apex Tannery Limited	-	0.0%	10.0%	Record Date	27-Oct-21
Index Agro Industries Limited	-	0.0%	25.0%	Record Date	31-Oct-21
Quasem Industries Ltd.	-	10.0%	0.0%	Record Date	03-Nov-21
Fortune Shoes Limited	-	5.0%	10.0%	Record Date	04-Nov-21
Far East Knitting & Dyeing Industries Limited	-	0.0%	10.0%	Record Date	11-Nov-21
Anwar Galvanizing Ltd.	-	10.0%	20.0%	Record Date	18-Nov-21
Envoy Textiles Limited	-	0.0%	5.0%	Record Date	15-Nov-21
Nahee Aluminum Composite Panel Ltd.	-	0.0%	10.0%	Record Date	10-Nov-21
Taufika Foods and Lovello Ice-cream PLC	-	0.0%	11.0%	Record Date	17-Nov-21
Bangladesh Lamps Limited	-	0.0%	20.0%	Record Date	10-Nov-21
MJL Bangladesh Limited	-	0.0%	55.0%	Record Date	17-Nov-21
Doreen Power Generations and Systems Limite	-	12.0%	13.0%	Record Date	09-Nov-21
Titas Gas Transmission & Dist. Co. Ltd.	-	0.0%	22.0%	Record Date	11-Nov-21
Square Pharmaceuticals Ltd.	-	0.0%	60.0%	Record Date	22-Nov-21
Square Textile Ltd.	-	0.0%	20.0%	Record Date	22-Nov-21
Marico Bangladesh Limited	-	0.0%	200.0%	Record Date	11-Nov-21

Disclaimer: This report has been prepared by BRAC EPL Stock Brokerage Ltd and is provided for information purposes. It is not, under any circumstances, to be used or considered as an offer to sell, or a solicitation of any offer to buy. Reasonable care has been taken to ensure that the information is not untrue and misleading. BRAC EPL Stock Brokerage Ltd makes no representation or warranty as to the accuracy or completeness of such information. All opinions and estimates included in this report constitute our judgment as of this date and are subject to change without notice.

Important DSE News
PENINSULA

The Board of Directors has recommended 10% cash dividend for the year ended on June 30, 2021. Date of AGM: 13.12.2021, Time: 11:00 AM. Venue: Digital Platform. Record Date: 15.11.2021. The Company has also reported EPS of Tk. 0.41, NAV per share of Tk. 30.28 and NOCFPS of Tk. 0.93 for the year ended on June 30, 2021 as against Tk. 0.05, Tk. 30.87 and Tk. 0.69 respectively for the same period of the previous year.

KDSALTD

The Board of Directors has recommended 15% cash dividend for the year ended on June 30, 2021. Date of AGM: 09.12.2021, Time: 11:00 AM, Venue: Digital Platform. Record Date: 21.11.2021. The Company has also reported EPS of Tk. 2.20, NAV per share of Tk. 24.75 and NOCFPS of Tk. 6.58 for the year ended on June 30, 2021 as against Tk. 2.03, Tk. 24.99 and Tk. 8.12 respectively for the same period of the previous year. Refer to their earlier news disseminated by DSE on 14.10.2020 regarding "Investment of BDT 144.50 million (estimated)" the Company has further informed that the civil construction works and installation of machineries have already been completed and commercial production has been started on 24 October, 2021 after having successful trial production. On completion of automation, the overall capacity utilization can be increased by another 15% from existing i.e. additional 30,00,000 pcs. of carton box per year can be finished upon having order and may generate additional sales revenue of BDT 20.83 million per month and BDT 250.00 million annually approximately.

DHAKABANK

(Q3 Un-audited): Consolidated EPS was Tk. 0.55 for July-September 2021 as against Tk. 0.49 for July-September 2020; Consolidated EPS was Tk. 1.65 for January-September 2021 as against Tk. 1.28 for January-September 2020. Consolidated NOCFPS was Tk. 1.35 for January-September 2021 as against Tk. 0.68 for January-September 2020. Consolidated NAV per share was Tk. 21.52 as of September 30, 2021 and Tk. 19.68 as of September 30, 2020.

ALARABANK

(Q3 Un-audited): Consolidated EPS was Tk. 0.38 for July-September 2021 as against Tk. 0.50 for July-September 2020; Consolidated EPS was Tk. 1.54 for January-September 2021 as against Tk. 1.35 for January-September 2020. Consolidated NOCFPS was Tk. 6.39 for January-September 2021 as against Tk. 4.21 for January-September 2020. Consolidated NAV per share was Tk. 22.39 as on September 30, 2021 and Tk. 21.18 as on September 30, 2020.

SIBL

Hasan Abasan (Pvt.) Limited, one of the Corporate Directors of the Company, has expressed its intention to buy 1,98,07,000 shares of the Company at prevailing market price (in the Block Market) through Stock Exchanges (DSE) within October 31, 2021.

UNIQUEHRL

The Board of Directors has recommended 10% Cash Dividend for the General Shareholders (Other than Sponsor and Directors) for the year ended on June 30, 2021. Date of AGM: December 27, 2021, Time: 11:00 AM, Venue: Digital Platform, Record Date: November 18, 2021. The Company has reported Consolidated EPS of Tk. (0.33), NAV per share of Tk. 88.03, NOCFPS of Tk. 0.94 for the year ended on June 30, 2021 as against Tk. 0.88, Tk. 82.07 and Tk. 3.87 respectively for the same period of the previous year. Total paid up number of shares is 29,44,00,000 nos. and General Shareholders holding is 159,631,528 number of shares Sponsor Shareholders and Directors are holding 134,768,472 nos. of shares (except independent Directors and Nominee Directors) Taka 159,631,528 which is 10% cash dividend for 159,631,528 number of shares of Taka 10 each payable to the General Shareholders.

AFCAGRO

The Company has informed that Memorandum of Understanding has been signed between The Centre for Advanced Research in Sciences and AFC Agro Biotech Limited, JND Biotech and Emergent Biotech (Two USA Biotech Company) on Covid-19 vaccine (titled as DUBD-Vac) and other infectious diseases related research & development under the proposed "Biotechnology Research Collaboration".

EXIMBANK

Mr. Khandakar Mohammed Saiful Alam, one of the Independent Directors of the Company, has expressed his intentions to sell his entire holdings of 5,00,000 shares of the Company at prevailing market price (In the Public market) through Stock Exchange (DSE) within October 31, 2021.

Mr. Ranjan Chowdhury, one of the Independent Directors of the Company, has expressed his intentions to sell his entire holdings of 5,00,000 shares of the Company at prevailing market price (In the Public market) through Stock Exchange (DSE) within October 31, 2021.

Disclaimer: This report has been prepared by BRAC EPL Stock Brokerage Ltd and is provided for information purposes. It is not, under any circumstances, to be used or considered as an offer to sell, or a solicitation of any offer to buy. Reasonable care has been taken to ensure that the information is not untrue and misleading. BRAC EPL Stock Brokerage Ltd makes no representation or warranty as to the accuracy or completeness of such information. All opinions and estimates included in this report constitute our judgment as of this date and are subject to change without notice.