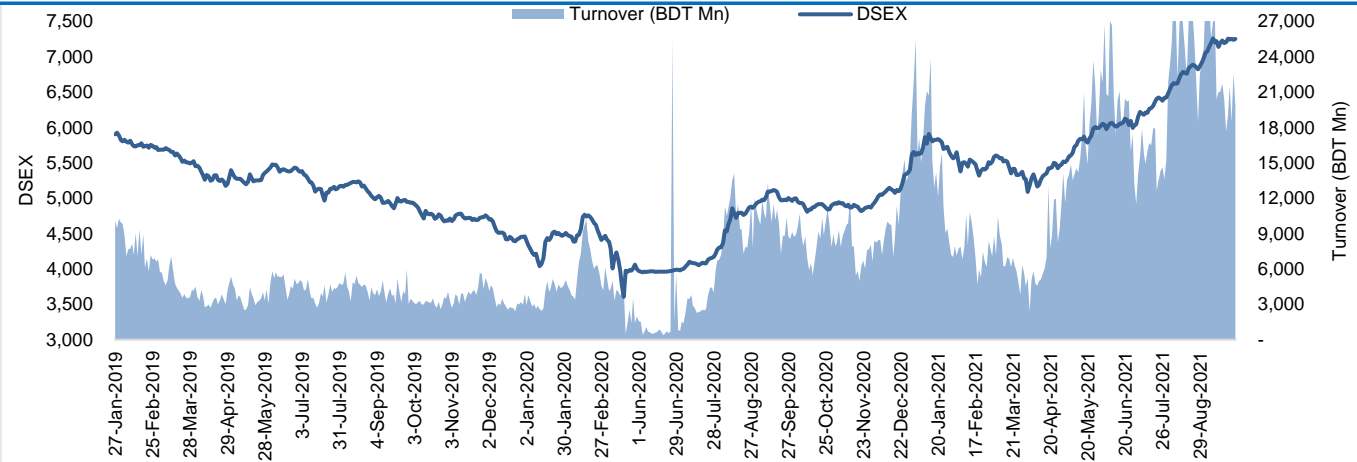


The market closed in green today. The benchmark index DSEX (+0.20%) gained 14.57 points and closed at 7,251.71. The bluechip index DS30 (+0.40%), the Shariah-based index DSES (+0.27%), and the large-cap index CDSET (+0.34%) closed at 2,676.24, 1,578.77, and 1,439.93 points, respectively. All the large-cap sectors posted positive performance today. NBF1 booked the highest gain of 0.76% followed by Engineering (+0.59%), Telecommunication (+0.46%), Food & Allied (+0.45%), Pharmaceutical (+0.15%), Bank (-0.15%), and Fuel & Power (-0.19%), respectively. Block trades contributed 2.6% of the overall market turnover. LafargeHolcim Bangladesh Limited (+2.6%) was the most traded share with a turnover of BDT 1,397 million.



Index	Closing	Opening	Point Δ	%Δ	YTD %Δ
DSEX	7,251.71	7,237.14	+14.57	+0.20%	+34.2%
DS30	2,676.24	2,665.61	+10.63	+0.40%	+36.3%
DSES	1,578.77	1,574.59	+4.18	+0.27%	+27.1%
CDSET	1,439.93	1,435.02	+4.91	+0.34%	+28.2%

	Advanced	Declined	Unchanged	Total
All Category	141	202	33	376
A Category (Equity)	106	147	25	278
B Category (Equity)	22	30	5	57
N Category (Equity)	6	3	2	11
Z Category (Equity)	7	22	1	30
Mutual Funds	2	24	10	36
Corporate Bonds	1	1	0	2

		Today	Last Day	Daily %Δ
Mcap	Mn BDT	5,769,130	5,755,232	
	Mn USD	67,713	67,550	+0.2%
Turnover	Mn BDT	19,809	22,573	-12.2%
	Mn USD	232	265	
Volume	Mn Shares	465	519	-10.5%
No. of Trade		274,457	282,171	-2.7%

Nazmus Saadat, CFA Research Analyst (880) 1708805229 nazmus.saadat@bracepl.com	Anika Mafiz Research Analyst (880) 1708805206 anika.mafiz@bracepl.com
--	---

Figure: Sectorial Turnover (BDT Mn)

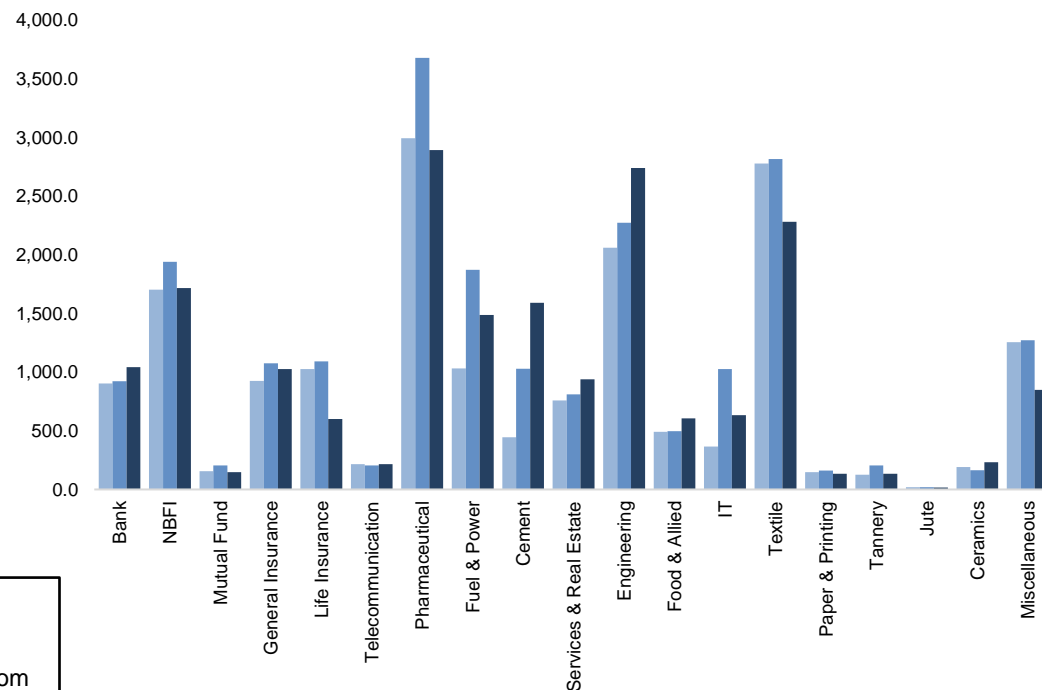
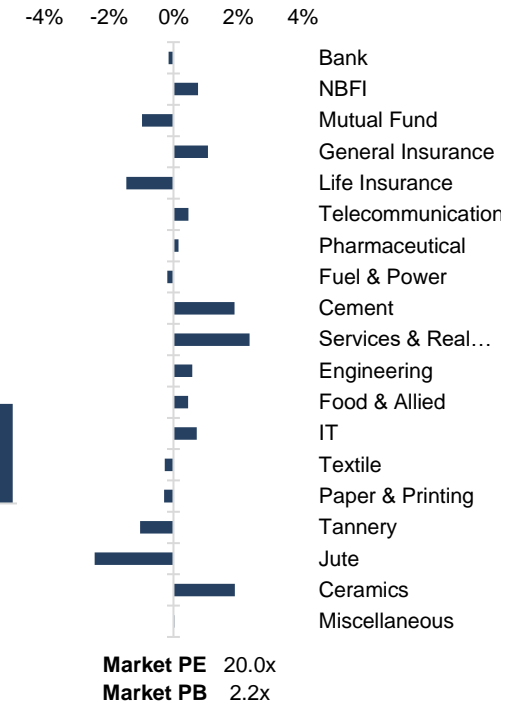


Figure: Sectorial Mcap Change



Sector Index	Closing	Opening	Points Δ	%Δ	No. of Companies	Mcap (BDT Mn)	% of Total Mcap	Turnover (BDT Mn)	% of Total Turnover	PE	PB	Top Twenty Market Cap	Mcap (BDT Mn)	% of Total Mcap	Turnover (BDT Mn)	PE	PB
Bank	1,655	1,657	-2.49	-0.15%	32	724,290	13.9%	1,042.0	5.4%	8.6x	0.9x	GP	517,165	9.9%	88.7	14.1x	10.4x
NBFI	2,673	2,652	+20.26	+0.76%	23	264,566	5.1%	1,717.5	8.9%	23.0x	4.2x	WALTONHIL	392,898	7.5%	52.3	23.9x	4.2x
Mutual Fund	998	1,007	-9.85	-0.98%	37	45,669	0.9%	146.8	0.8%	NM	0.9x	BATBC	352,782	6.8%	289.1	26.1x	9.5x
General Insurance	5,769	5,708	+61.05	+1.07%	38	145,356	2.8%	1,027.0	5.3%	24.7x	2.6x	ROBI	218,422	4.2%	64.3	NM	3.3x
Life Insurance	2,928	2,972	-43.44	-1.46%	13	82,908	1.6%	600.8	3.1%	NM	NM	SQURPHARMA	216,205	4.2%	240.8	14.9x	2.5x
Telecommunication	6,517	6,487	+30.09	+0.46%	3	771,305	14.8%	215.2	1.1%	19.3x	6.3x	UPGDCL	172,401	3.3%	21.3	17.9x	5.7x
Pharmaceutical	4,196	4,190	+6.47	+0.15%	31	760,901	14.6%	2,893.9	15.0%	25.0x	3.1x	RENATA	140,511	2.7%	8.0	30.6x	5.8x
Fuel & Power	1,970	1,973	-3.72	-0.19%	23	545,169	10.5%	1,487.4	7.7%	14.4x	1.7x	BEXIMCO	120,669	2.3%	535.5	33.2x	1.8x
Cement	2,833	2,781	+52.51	+1.89%	7	153,578	2.9%	1,591.0	8.2%	22.3x	3.3x	ICB	109,752	2.1%	91.1	53.3x	2.5x
Services & Real Estate	1,421	1,388	+32.72	+2.36%	8	54,429	1.0%	939.7	4.9%	NM	1.1x	BXPBARMA	106,532	2.0%	397.4	23.3x	3.0x
Engineering	5,276	5,246	+30.69	+0.59%	42	641,080	12.3%	2,741.4	14.2%	23.6x	2.5x	LHBL	95,465	1.8%	1,397.3	26.1x	5.2x
Food & Allied	25,887	25,771	+116.57	+0.45%	20	461,177	8.9%	606.9	3.1%	34.3x	9.9x	BERGERPBL	84,783	1.6%	14.2	25.5x	7.3x
IT	3,554	3,529	+25.34	+0.72%	11	41,658	0.8%	632.4	3.3%	38.5x	3.0x	MARICO	74,192	1.4%	16.6	23.2x	27.3x
Textile	1,748	1,752	-4.71	-0.27%	58	183,743	3.5%	2,282.4	11.8%	NM	1.2x	BRACBANK	65,571	1.3%	108.5	11.3x	1.3x
Paper & Printing	7,107	7,127	-20.35	-0.29%	6	20,999	0.4%	135.0	0.7%	56.2x	1.4x	DUTCHBANGL	51,486	1.0%	17.5	9.4x	1.5x
Tannery	2,833	2,862	-29.43	-1.03%	6	31,224	0.6%	134.7	0.7%	NM	3.2x	SUMITPOWER	49,870	1.0%	182.1	8.9x	1.4x
Jute	9,866	10,113	-246.70	-2.44%	3	2,377	0.0%	15.4	0.1%	NM	17.3x	ISLAMIBANK	48,300	0.9%	18.2	10.0x	0.8x
Ceramics	760	745	+14.17	+1.90%	5	36,110	0.7%	232.4	1.2%	41.1x	2.4x	BEACONPHAR	47,794	0.9%	34.1	47.3x	9.1x
Miscellaneous	4,816	4,814	+1.34	+0.03%	14	243,017	4.7%	847.5	4.4%	32.1x	2.4x	TITASGAS	40,657	0.8%	42.5	11.3x	0.6x
												POWERGRID	39,841	0.8%	52.9	18.4x	0.7x

Top Ten Gainers	Close Price (BDT)	Δ%	Turnover (BDT Mn)	PE	PB
RUPALIINS	49.3	+19.8%	86.6	31.0x	2.7x
EASTERNINS	155.3	+10.0%	172.8	44.4x	3.2x
FUWANGCER	23.7	+8.7%	102.1	59.2x	2.0x
KPPL	16.3	+7.9%	34.2	NM	1.7x
CENTRALPHL	19.5	+7.7%	69.1	NM	2.9x
MATINSPINN	64.1	+7.0%	152.7	14.2x	1.3x
PRIMEFIN	17.4	+6.7%	141.4	53.8x	1.9x
ACTIVEFINE	29.8	+6.0%	334.9	NM	1.4x
SAIFPOWER	39.6	+5.6%	499.3	49.4x	2.5x
WMSHIPYARD	16.0	+4.6%	102.9	19.1x	0.7x

Top Twenty Free Float Mcap	Free Float Mcap (BDT Mn)	% of Total Free Float Mcap	PE	PB
SQURPHARMA	141,463	7.3%	14.9x	2.5x
BATBC	93,311	4.8%	26.1x	9.5x
BEXIMCO	83,805	4.3%	33.2x	1.8x
BXPBARMA	74,380	3.8%	23.3x	3.0x
RENATA	68,597	3.5%	30.6x	5.8x
GP	51,716	2.7%	14.1x	10.4x
BRACBANK	35,251	1.8%	11.3x	1.3x
LHBL	33,718	1.7%	26.1x	5.2x
BEACONPHAR	33,454	1.7%	47.3x	9.1x
EBL	26,839	1.4%	7.4x	1.3x
ISLAMIBANK	23,513	1.2%	10.0x	0.8x
OLYMPIC	22,898	1.2%	18.2x	4.3x
ROBI	21,733	1.1%	NM	3.3x
CITYBANK	20,558	1.1%	5.5x	1.0x
NBL	18,442	0.9%	8.6x	0.5x
SUMITPOWER	18,347	0.9%	8.9x	1.4x
PUBALIBANK	17,894	0.9%	6.8x	0.7x
UPGDCL	17,240	0.9%	17.9x	5.7x
IFIC	16,646	0.9%	14.4x	0.9x
ALARABANK	16,095	0.8%	12.0x	1.1x

Most Traded Share	Close Price (BDT)	Δ%	Turnover (BDT Mn)	PE	PB
LHBL	82.2	+2.6%	1,397.3	26.1x	5.2x
ORIONPHARM	85.5	+1.3%	888.4	27.9x	1.1x
GPHISPAT	59.7	+3.6%	603.5	22.1x	3.2x
BEXIMCO	137.7	+0.1%	535.5	33.2x	1.8x
SAIFPOWER	39.6	+5.6%	499.3	49.4x	2.5x
SSSTEEL	26.9	+1.9%	453.4	12.0x	1.4x
BXPBARMA	238.8	+0.4%	397.4	23.3x	3.0x
PTL	71.0	+2.6%	381.0	17.7x	2.7x
SPCL	119.9	-3.8%	378.0	20.9x	3.3x
ACTIVEFINE	29.8	+6.0%	334.9	NM	1.4x

Top Ten Losers	Close Price (BDT)	Δ%	Turnover (BDT Mn)	PE	PB
DSHGARME	233.6	-7.8%	33.2	NM	12.2x
MEGCONMILK	20.7	-6.3%	4.2	NM	NM
JUTESPINN	161.7	-5.9%	1.5	NM	NM
ETL	14.1	-4.7%	130.5	NM	1.1x
LIBRAINFU	932.4	-4.3%	9.2	NM	0.7x
DULAMIACOT	61.0	-4.2%	2.2	NM	NM
MONOSPOOL	175.7	-4.1%	3.5	NM	4.3x
MITHUNKNIT	19.6	-3.9%	1.0	NM	1.1x
SPCL	119.9	-3.8%	378.0	20.9x	3.3x
NORTHERN	340.4	-3.7%	8.2	NM	4.2x

Block Trade	Maximum Price (BDT)	Minimum Price (BDT)	Turnover (BDT Mn)	Quantity ('000)	No. of Trade
ACTIVEFINE	27.0	27.0	2.2	81	2
AMCL(PRAN)	304.0	304.0	0.9	3	1
BATBC	601.0	601.0	2.0	3	2
BDTHAI	28.0	28.0	0.5	18	1
BDWELDING	21.7	21.7	0.5	23	1
BEXIMCO	144.5	124.0	13.8	104	2
BNICL	158.0	150.0	43.0	285	2
BPPL	46.3	46.3	1.4	30	1
BRACBANK	47.1	47.1	9.4	200	1
BXPBARMA	218.0	218.0	27.1	125	2

Block Trade	Maximum Price (BDT)	Minimum Price (BDT)	Turnover (BDT Mn)	Quantity ('000)	No. of Trade
CENTRALINS	65.0	65.0	1.0	15	1
DOMINAGE	40.5	35.5	2.7	70	2
EASTERNINS	155.0	150.0	91.5	600	2
EGEN	68.0	68.0	0.7	10	1
EHL	58.0	58.0	4.4	75	2
FARCHEM	17.8	17.8	0.8	43	1
GBBPOWER	50.7	50.0	2.3	45	2
GENEXIL	127.7	121.0	16.0	131	3
GPHISPAT	58.8	58.8	2.4	41	1
GREENDELMF	8.2	8.2	0.7	80	1
IBNSINA	272.0	270.0	3.4	12	2
ICBIBANK	7.3	7.3	5.1	700	1
INTRACO	25.0	25.0	1.0	40	1
JANATAINS	57.0	57.0	0.6	10	1
KARNAPHULI	51.0	51.0	5.1	100	1
LRGLOBMF1	9.0	8.8	1.8	200	2
MAKSONSPIN	34.5	34.5	18.5	535	3
MARICO	2,350.0	2,350.0	9.5	4	1
METROSPIN	34.5	34.5	2.2	63	1
NITOLINS	69.4	69.0	2.0	28	2
NRBCBANK	30.0	30.0	0.7	22	1
ORIONPHARM	81.0	76.0	30.4	394	4
PRIMEFIN	16.5	16.5	0.5	32	1
PTL	69.5	62.3	77.0	1,126	16
RDFOOD	55.0	55.0	2.5	45	1
SAIFPOWER	35.1	35.1	3.5	100	1
SPCL	120.0	114.0	107.7	937	7
SQURPHARMA	248.0	248.0	24.8	100	1
Total			519.316		78

Important DSE News
SUMITPOWER

The Board of Directors has recommended 35% Cash dividend for the year ended on June 30, 2021. Date of AGM: 05.12.2021, Time: 11:30 AM, Venue: Digital Platform. Record Date: 24.10.2021. The Company has also reported Consolidated EPS of Tk. 5.25, Consolidated NAV per share of Tk. 34.45 and Consolidated NOCFPS of Tk. 8.53 for the year ended on June 30, 2021, as against Tk. 5.17, Tk. 31.50, and Tk. 9.42 respectively for the same period of the previous year.

The Company also informed that no dividend has been declared out of the capital reserve account or revaluation reserve account or any unrealized gain or out of profit earned prior to incorporation of the Company or through reducing paid up capital or through doing anything so that the post dividend retained earnings become negative or a debit balance.

The Company mentioned that the power purchase agreement with BDPD regarding Madanganj Power Plant with 102 MW capacity expired on 31 March, 2021. The operation at this plant is suspended now. A proposal for extension of the PPA of this plant is under active consideration of the Government of Bangladesh under 'no-electricity, no-payment' without any guaranteed off-taka.

MERCANBANK

Mr. A.K.M. Shaheed Reza, one of the Sponsors of the Company, has expressed his intention to sell 10,00,000 shares out of his total holding of 4,88,03,931 shares of the Company at prevailing market price (in the Public Market) through Stock Exchange (DSE) within October 31, 2021.

Upcoming Corporate Events

DSE Ticker	Right Share	Dividend		Event	Date
		Stock	Cash		
EIL	-	0.0%	2.0%	Record Date	07-Oct-21
EHL	-	0.0%	15.0%	Record Date	07-Oct-21
IBNSINA	-	0.0%	47.0%	Record Date	18-Oct-21
SUMITPOWER	-	0.0%	35.0%	Record Date	24-Oct-21

Disclaimer: This report has been prepared by BRAC EPL Stock Brokerage Ltd and is provided for information purposes. It is not, under any circumstances, to be used or considered as an offer to sell, or a solicitation of any offer to buy. Reasonable care has been taken to ensure that the information is not untrue and misleading. BRAC EPL Stock Brokerage Ltd makes no representation or warranty as to the accuracy or completeness of such information. All opinions and estimates included in this report constitute our judgment as of this date and are subject to change without notice.