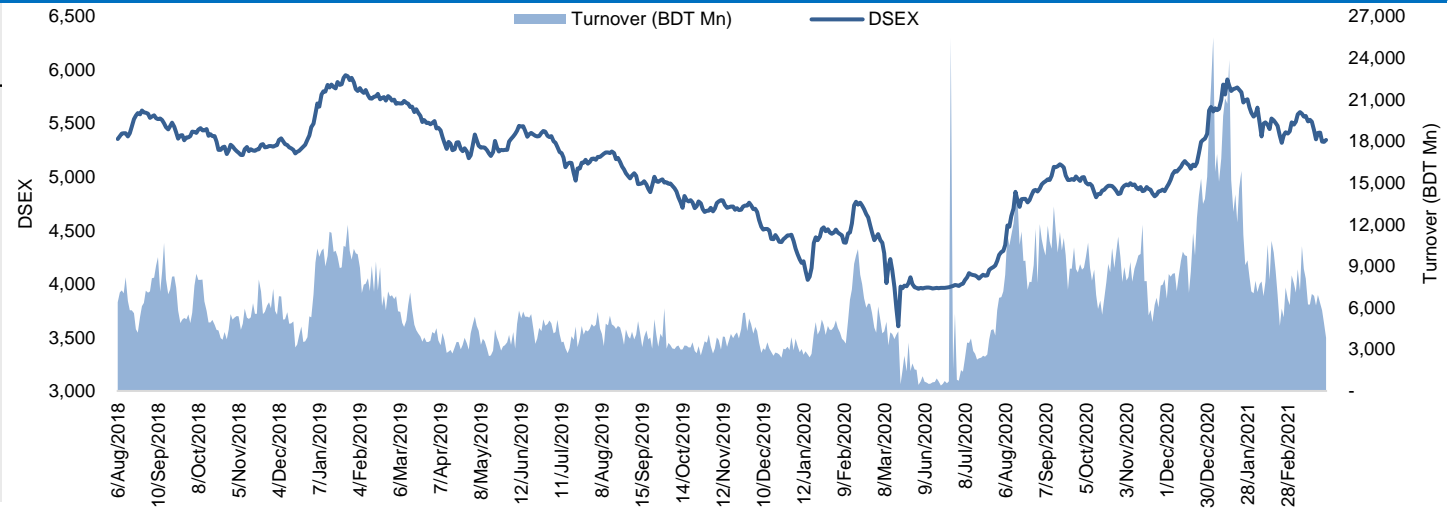


Daily Market Update

The market closed in green today. The benchmark index DSEX (+0.31%) gained 16.73 points and closed at 5,343.95. The blue-chip index DS30 (+0.06%), the Shariah-based index DSES (+0.06%), and the large-cap index CDSET (+0.23%) closed at 2,022.19, 1,218.45, and 1,136.09 points, respectively. All the large-cap sectors posted positive performance today except Food & Allied (-0.26%), and Fuel & Power (-0.33%). Bank booked the highest gain of 0.80% followed by NBF1 (+0.48%), Engineering (+0.38%), Telecommunication (+0.13%), and Pharmaceutical (+0.07%), respectively. Block trades contributed 8.0% of the overall market turnover. Bangladesh Export Import Company Ltd. (+0.3%) was the most traded share with a turnover of BDT 319 million.



Index	Closing	Opening	Point Δ	%Δ	YTD %Δ
DSEX	5,343.95	5,327.22	+16.73	+0.31%	-1.1%
DS30	2,022.19	2,020.90	+1.29	+0.06%	+3.0%
DSES	1,218.45	1,217.69	+0.76	+0.06%	-1.9%
CDSET	1,136.09	1,133.53	+2.56	+0.23%	+1.2%

	Advanced	Declined	Unchanged	Total
All Category	134	85	132	351
A Category (Equity)	101	63	93	257
B Category (Equity)	18	12	25	55
N Category (Equity)	6	3	0	9
Z Category (Equity)	9	7	14	30
Mutual Funds	7	12	17	36
Corporate Bonds	0	0	0	0

	Today	Last Day	Daily %Δ	
Mcap	Mn BDT	4,643,443	4,633,946	+0.2%
	Mn USD	54,654	54,543	
Turnover	Mn BDT	3,825	4,882	-21.6%
	Mn USD	45	57	
Volume	Mn Shares	121	127	-5.0%
No. of Trade		94,256	103,099	-8.6%

Figure: Sectorial Turnover (BDT Mn)

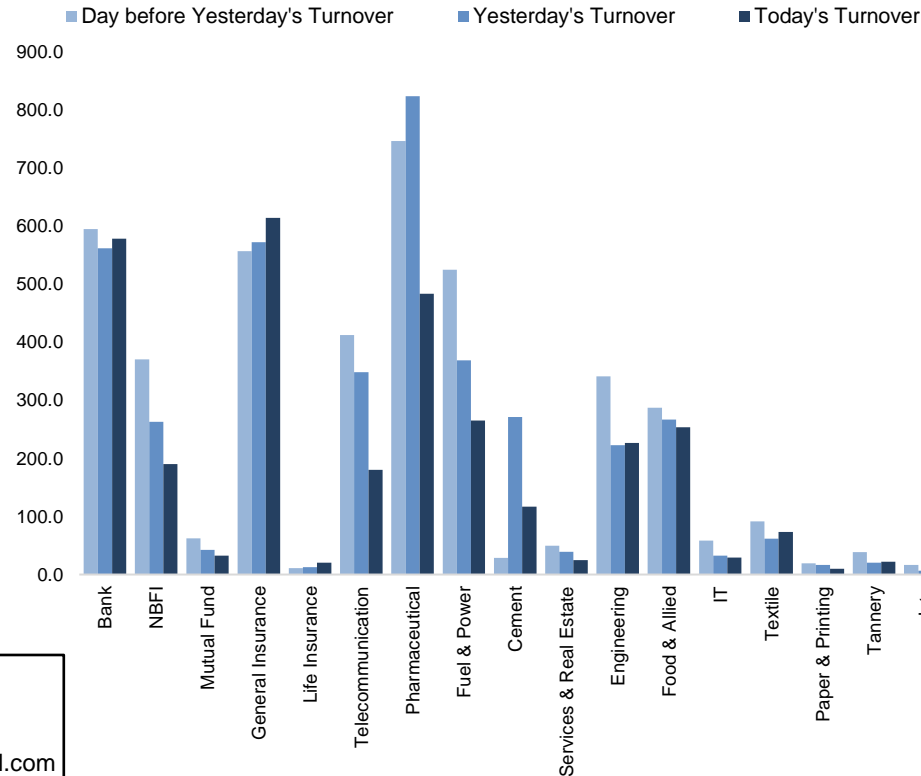
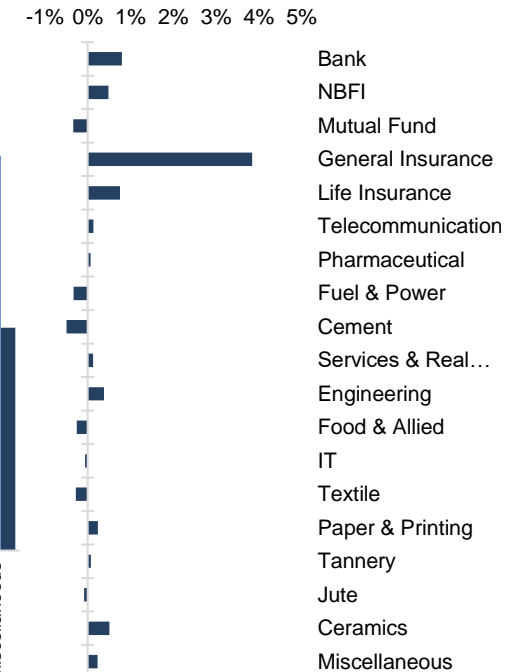


Figure: Sectorial Mcap Change



Market PE 18.5x
Market PB 1.8x

Md. Rafiqul Islam Research Associate (880) 1708805229 mrafiqulislam@bracepl.com	Md Mahirul Quddus Research Associate (880) 1709636546 mmahirul.quddus@bracepl.com
---	---

Sector Index	Closing	Opening	Points Δ	%Δ	No. of Companies	Mcap (BDT Mn)	% of Total Mcap	Turnover (BDT Mn)	% of Total Turnover	PE	PB	Top Twenty Market Cap	Mcap (BDT Mn)	% of Total Mcap	Turnover (BDT Mn)	PE	PB
Bank	1,324	1,313	+10.46	+0.80%	31	571,901	14.1%	577.9	16.4%	7.4x	0.7x	GP	455,996	11.2%	29.6	12.8x	10.8x
NBFI	1,736	1,728	+8.33	+0.48%	23	170,554	4.2%	189.8	5.4%	51.2x	2.8x	WALTONHIL	368,088	9.0%	26.6	48.2x	6.9x
Mutual Fund	782	784	-2.64	-0.34%	37	35,274	0.9%	32.7	0.9%	NM	0.7x	BATBC	292,140	7.2%	51.5	26.8x	2.9x
General Insurance	3,313	3,191	+122.77	+3.85%	37	85,099	2.1%	613.6	17.4%	17.4x	1.6x	ROBI	233,088	5.7%	123.7	NM	3.5x
Life Insurance	1,993	1,978	+14.94	+0.76%	12	54,478	1.3%	20.6	0.6%	NM	NM	SQURPHARMA	177,379	4.4%	72.5	12.5x	2.2x
Telecommunication	6,100	6,091	+8.21	+0.13%	3	716,624	17.6%	180.4	5.1%	19.4x	6.2x	UPGDCL	155,242	3.8%	20.7	19.1x	5.6x
Pharmaceutical	3,260	3,257	+2.28	+0.07%	31	593,907	14.6%	483.2	13.7%	20.5x	2.5x	RENATA	114,862	2.8%	4.7	26.0x	5.0x
Fuel & Power	1,630	1,636	-5.38	-0.33%	22	436,018	10.7%	264.7	7.5%	12.8x	1.4x	BXPBARMA	83,958	2.1%	307.8	21.0x	2.3x
Cement	1,565	1,573	-7.82	-0.50%	7	91,879	2.3%	116.8	3.3%	24.6x	2.2x	BERGERPBL	81,551	2.0%	34.1	33.0x	8.3x
Services & Real Estate	1,069	1,068	+1.32	+0.12%	8	41,528	1.0%	24.6	0.7%	NM	0.9x	ICB	72,120	1.8%	1.3	26.7x	1.6x
Engineering	4,354	4,337	+16.62	+0.38%	42	531,472	13.1%	226.2	6.4%	33.2x	2.6x	MARICO	65,926	1.6%	6.5	21.9x	39.3x
Food & Allied	21,177	21,232	-55.01	-0.26%	20	383,175	9.4%	253.5	7.2%	34.8x	3.4x	BEXIMCO	64,234	1.6%	318.6	NM	1.1x
IT	2,059	2,061	-1.26	-0.06%	11	24,452	0.6%	29.4	0.8%	24.4x	1.8x	LHBL	58,185	1.4%	102.9	24.7x	3.4x
Textile	1,003	1,006	-2.83	-0.28%	56	104,649	2.6%	73.2	2.1%	NM	0.7x	BRACBANK	55,289	1.4%	13.5	13.0x	1.2x
Paper & Printing	5,253	5,241	+12.34	+0.24%	4	14,796	0.4%	9.7	0.3%	58.7x	1.0x	SUMITPOWER	46,239	1.1%	43.1	8.4x	1.3x
Tannery	1,663	1,662	+1.18	+0.07%	6	18,154	0.4%	22.0	0.6%	NM	1.7x	ISLAMIBANK	45,080	1.1%	7.4	8.0x	0.7x
Jute	8,904	8,912	-7.44	-0.08%	3	2,196	0.1%	5.5	0.2%	NM	14.1x	DUTCHBANGL	36,465	0.9%	0.0	6.6x	1.1x
Ceramics	443	441	+2.24	+0.51%	5	22,493	0.6%	11.4	0.3%	57.0x	1.5x	UNILEVERCL	33,940	0.8%	3.2	64.1x	22.9x
Miscellaneous	3,428	3,420	+7.99	+0.23%	13	169,373	4.2%	383.6	10.9%	51.6x	1.8x	OLYMPIC	33,210	0.8%	6.8	16.2x	4.0x
												TITASGAS	31,655	0.8%	2.1	9.3x	0.5x

Top Ten Gainers	Close Price (BDT)	Δ%	Turnover (BDT Mn)	PE	PB
NITOLINS	53.2	+9.0%	58.4	9.2x	2.0x
PRIMEINSUR	33.2	+8.1%	7.1	41.5x	1.9x
PURABIGEN	26.8	+8.1%	41.2	23.3x	2.1x
RAHIMAFOOD	255.3	+7.9%	109.2	NM	26.5x
FIRSTFIN	6.9	+7.8%	0.6	5.9x	0.8x
ICBIBANK	4.2	+7.7%	6.1	NM	NM
DHAKAINS	42.5	+7.6%	6.7	17.6x	2.1x
TAUFIKA	23.7	+7.2%	48.7	32.5x	2.0x
BNICL	74.0	+7.1%	62.3	23.4x	3.7x
AGRANINS	37.9	+6.5%	32.7	22.0x	2.1x

Top Twenty Free Float Mcap	Free Float Mcap (BDT Mn)	% of Total Free Float Mcap	PE	PB
SQURPHARMA	116,059	8.2%	12.5x	2.2x
BATBC	77,271	5.5%	26.8x	2.9x
BXPBARMA	58,620	4.1%	21.0x	2.3x
RENATA	56,076	4.0%	26.0x	5.0x
GP	45,600	3.2%	12.8x	10.8x
BEXIMCO	44,611	3.2%	NM	1.1x
BRACBANK	29,721	2.1%	13.0x	1.2x
ROBI	23,192	1.6%	NM	3.5x
ISLAMIBANK	21,945	1.6%	8.0x	0.7x
EBL	20,688	1.5%	6.4x	1.1x
LHBL	20,551	1.5%	24.7x	3.4x
OLYMPIC	20,145	1.4%	16.2x	4.0x
CITYBANK	17,737	1.3%	6.1x	0.9x
BEACONPHAR	17,463	1.2%	41.4x	5.2x
SUMITPOWER	17,011	1.2%	8.4x	1.3x
PUBALIBANK	16,696	1.2%	10.2x	0.7x
NBL	15,872	1.1%	6.4x	0.4x
UPGDCL	15,524	1.1%	19.1x	5.6x
ALARABANK	13,681	1.0%	6.5x	1.0x
IFIC	11,967	0.8%	10.1x	0.7x

Most Traded Share	Close Price (BDT)	Δ%	Turnover (BDT Mn)	PE	PB
BEXIMCO	73.3	+0.3%	318.6	NM	1.1x
BXPBARMA	188.2	+1.1%	307.8	21.0x	2.3x
PREMIERBAN	13.9	+2.2%	191.6	6.5x	0.7x
ROBI	44.5	+0.5%	123.7	NM	3.5x
LANKABAFIN	28.3	+0.4%	113.2	21.4x	1.6x
RAHIMAFOOD	255.3	+7.9%	109.2	NM	26.5x
LHBL	50.1	-1.0%	102.9	24.7x	3.4x
NRBCBANK	12.8	+2.4%	95.6	3.8x	0.9x
SQURPHARMA	200.1	-0.1%	72.5	12.5x	2.2x
GBBPOWER	28.1	+1.1%	69.6	20.7x	1.4x

Top Ten Losers	Close Price (BDT)	Δ%	Turnover (BDT Mn)	PE	PB
ACFL	26.3	-9.3%	19.5	18.0x	0.7x
MEGHNAPET	9.9	-4.8%	0.1	NM	NM
ATCSLGF	8.0	-4.8%	0.5	NM	0.8x
PADMALIFE	17.5	-3.8%	1.2	NM	NM
UNIONCAP	6.5	-3.0%	1.6	NM	1.4x
VAMLBDMF1	6.6	-2.9%	0.2	NM	0.6x
MBL1STMF	7.0	-2.8%	1.9	NM	0.8x
ICBAGRANI1	7.1	-2.7%	0.0	NM	0.9x
OLYMPIC	166.1	-2.5%	6.8	16.2x	4.0x
BIFC	4.0	-2.4%	0.2	NM	NM

Block Trade	Maximum Price (BDT)	Minimum Price (BDT)	Turnover (BDT Mn)	Quantity ('000)	No. of
BDFINANCE	28.8	28.8	8.6	300	1
BNICL	71.0	71.0	7.1	100	1
DBH	83.4	83.4	0.5	6	1
EGEN	31.0	31.0	1.7	55	1
GBBPOWER	29.0	29.0	2.5	86	1
GENEXIL	52.3	49.3	6.1	121	5
GP	337.0	337.0	6.7	20	1
IFIC	11.9	11.9	107.1	9,000	1
NAHEEACP	42.5	42.5	0.5	12	1
NLI1STMF	13.2	13.2	5.3	402	1

Block Trade	Maximum Price (BDT)	Minimum Price (BDT)	Turnover (BDT Mn)	Quantity ('000)	No. of Trade
ROBI	48.7	48.7	15.6	320	1
SEBL1STMF	13.1	13.1	3.3	253	1
SINGERBD	169.0	169.0	5.9	35	2
SKTRIMS	60.1	60.0	3.9	65	4
SQURPHARMA	205.0	205.0	22.4	109	1
TRUSTBANK	33.0	33.0	1.7	50	1
UPGDCL	269.7	269.7	107.9	400	1
Total			306.8		25

Important DSE News
PADMALIFE

The Board of Directors has recommended No dividend for the year ended on December 31, 2020. Date of AGM: 06.05.2021, Time: 11:30 AM, Venue: Hybrid system: Physical presence: Padma Life Tower, 115, Kazi Nazrul Islam Avenue, Banglamotor, Dhaka and web link for joining digital platform will be notified later on. Record Date: 19.04.2021.

CNW

Trading of the shares of Desh General Insurance Company Limited will commence at DSE from March 29, 2021 under 'N' category. DSE Trading Code for Desh General Insurance Company Limited is "DGIC" and DSE Company Code is 25750.

Desh General Insurance Company Limited: (Q3): As per un-audited Q3 financial statements, profit after tax is Tk. 8.49 million and basic EPS of Tk. 0.35 for the 3 (three) months (July-September 2020) period ended on 30 September 2020 against profit after tax of Tk. 6.53 million and basic EPS of Tk. 0.27 for the same period of the previous year. However, Post-IPO basic EPS for the 3 (three) months (July-September 2020) period ended on 30 September 2020 would be Tk. 0.21. Moreover, profit after tax is Tk. 19.99 million and basic EPS of Tk. 0.83 for the 9 (nine) months (January-September 2020) period ended on 30 September 2020 against profit after tax of Tk. 19.82 million and basic EPS of Tk. 0.82 for the same period of the previous year. However, Post-IPO EPS would be Tk. 0.50 for 9 (nine) months (January-September 2020) period ended on 30 September 2020. Pre-IPO Net Asset Value (NAV) per share with revaluation (considering Pre-IPO paid up shares) would be Tk. 12.45 as on 30 September 2020 and the same would be Tk. 11.47 (considering Post-IPO paid up shares). Pre-IPO weighted average paid-up number of shares for 3 (three) months (July-September 2020) and 9 (nine) months (January-September 2020) period ended on 30 September 2020 was 24,000,000 which was same for the same period of the previous year and Post-IPO paid-up number of shares would be 40,000,000.

BEACONPHAR

In response to a DSE query dated March 24, 2021 regarding clarification on recent news published in the newspaper, the Company has informed that "We like to inform that a technical team of the government of Syria inspected the plant of Beacon Pharmaceuticals Limited on March 08, 2021. They expressed their satisfaction verbally on the Company's overall operations in drugs manufacturing. If the Syrian government agreed we may export USD 5.00 million worth of pharmaceuticals to Syria by December, 2021 and have the potential to increase exports to USD 10.00 million within one year which may have a positive financial impact of the Company. But no written agreement/deal has made yet. On the other hand worldwide COVID-19 situation is going down very roughly. In this situation we are not confirm regarding this deal before signing the agreement. We also assure you, after completion of the signing ceremony with the government of Syria we will inform you and other regulatory authorities on time."

SHAHJABANK

Artistic Design Ltd. (where Mr. A. K. Azad is the Sponsor Director of Shahjalal Islami Bank Ltd. and Managing Director of Artistic Design Ltd.), has expressed its intention to buy 10,00,000 shares of the Company at prevailing market price (in the Public Market) through Stock Exchange (DSE) within next 30 working days.

Upcoming Corporate Events

DSE Ticker	Right Share	Dividend		Event	Date
		Stock	Cash		
PARAMOUNT	-	20.0%	0.0%	Record Date	1-Apr-21
RELIANCINS	-	0.0%	25.0%	Record Date	4-Apr-21
SHAHJABANK	-	5.0%	7.0%	Record Date	4-Apr-21
UNITEDINS	-	0.0%	11.0%	Record Date	4-Apr-21
LANKABAFIN	-	0.0%	12.0%	Record Date	5-Apr-21
MERCANBANK	-	5.0%	10.0%	Record Date	5-Apr-21
AGRANINS	-	5.0%	5.0%	Record Date	6-Apr-21
GHAIL	-	0.0%	2.0%	Record Date	8-Apr-21
BANKASIA	-	0.0%	10.0%	Record Date	8-Apr-21

FIRSTFIN

The auditor of the First Finance Limited has given the "Qualified Opinion" & "Emphasis of Matter" paragraphs in the Auditor's Report for the year ended on 30 June 2020. Qualified Opinion: 1. As per FRC Circular no- 146/FRC/2020/01 dated 11-02-2020, any amount received as share money deposit must converted to share capital within 6 months from the receiving date. The company receipts amounting Tk. 159,916 but didn't convert to share which is violation the said circular. 2. The entity did not comply IFRS-16 (tease) for office rent expense. 3. As per labor law 2006 (Amendment 2013) Sec-234, a company must maintain WPPF but the company did not comply the said Law. 4. Withholding tax payable is amounting of Tk. 24,167,868 at 31.12.2018. Additional amount is imposed @ 2% amounting of Tk. 15,344,767 on the payable amount. So loss comes to amounting of Tk. 15,344,767 understated in accounts. 5. Tax assessment of the company did not finalize yet (From 2006-2019) which indicates additional tax liability may arise and if it is not practicable to quantify the financial effect in this regard. 6. We draw your attention to note 7.08 of the financial statement, which describe the effect of a provision shortfall against leases, loans and advances. The provision recorded by the company as at 31st December 2019 as a shortfall 460,000,000. The company has obtained permission from Bangladesh Bank through letter no. DFIM(C) 1054/42/2019-1272 dated 23 June 2019 to adjust this shortfall and increase the provision amount within 5 years

Disclaimer: This report has been prepared by BRAC EPL Stock Brokerage Ltd and is provided for information purposes. It is not, under any circumstances, to be used or considered as an offer to sell, or a solicitation of any offer to buy. Reasonable care has been taken to ensure that the information is not untrue and misleading. BRAC EPL Stock Brokerage Ltd makes no representation or warranty as to the accuracy or completeness of such information. All opinions and estimates included in this report constitute our judgment as of this date and are subject to change without notice.

starting from the 2020. 7. We draw your attention to Note 07 of the financial statements which describe the effect of a difference in the balance of leases, loans, advances between the FICL statement and the company's general ledger. A difference of BDT 205,804,139 exists in the leases, loans and advances balances between the FICL statement and the company's general ledger. The company has obtained permission from Bangladesh Bank through letter no. FIID/I-10/2018/1182 dated November 13, 2018 to adjust this difference over three (3) years starting from March 2019. During the year adjusted amount Tk.68,600,000, remaining unadjusted amount Tk. 137,204,139. 8. We draw your attention to Note 10.03 of the financial statements which describe the impact an under-accrual of interest expense on term deposit. The company had under-accrual interest expense worth BDT 24.15 crore as at December 31, 2016. The company has obtained permission from Bangladesh bank through letter No. DFIM(C) 1058/42/2017 to adjust this difference over three (3) years starting from June 2017. As detailed in note 10.03, FFL has created a deferred interest expenses asset in the balanced sheet which is being amortized since then. The total interest expense yet to be amortized is BDT 82,994,924 of which BDT 80,800,000 has expensed in 2019 and BDT 2,194,924 will be amortized in 2020. Emphasis of Matter: We draw attention to the fact disclosed in note- 2.02.01, 4.01, & 15.06.01. Note 2.02.01-Going Concern: The financial statements have been prepared on a going concern basis, which contemplates the realization of assets and the satisfaction of liabilities in the normal course of business. About Net Negative Cash Flow, it can be stated that the negative cash flow position is improving in 2019 in comparison to 2018. In 2019 the Net Operating Negative Cash flow was Tk. (91,034,555) and in 2018 it was Tk. (400,738,138). We have an approved 5 years strategic plan where we have a plan for next 5 year regarding the improvement of cash in flow. Note 4.01- Inside Bangladesh: Balance of Current accounts with as on 31 December 2019 and as on 31 December 2018 is respectively BDT 2,801,683 and BDT 11,833,967. Balance of Short-term deposit accounts with as on 31 December 2019 and as on 31 December 2018 is respectively BDT 19,739,575 and BDT 39,742,788. Balance of Fixed deposit accounts with as on 31 December 2019 and as on 31 December 2018 is respectively BDT 305,359,863 and BDT 1,276,916,714. Balance of Grand Total of Current accounts with, Short-term deposit accounts with and Fixed deposit accounts with as on 31 December 2019 and as on 31 December 2018 is respectively BDT 327,901,120 and BDT 1,328,493,469. Regarding TRD of Tk. 10.00 Crore with People's Leasing and Financial Services Limited, it may be stated that, have already communicated with the Organisation. People's Leasing and Financial Services Limited is not liquidated yet. And the company is running its limited operation under new management and they have taken positive steps to repay the TRD's with them gradually. We hope that the TRD will be adjusted gradually in the next year. Note 15.06.01-Total Risk Weighted Assets: Balance of Total Risk Weighted Assets as on 31 December 2019 is BDT 9,411,824,010. As per Bangladesh Bank Letter no. DFIM(C)1054/42/2019-1272 dated June 23, 2019, we got the permission to adjust shortfall in Loan Loss Provision in 5 years starting from 2020. In this connection, the CAR Calculation as per BASELIII and as per Accounts varies i.e. CAR as per BASEL II 6.20 and CAR as per Accounts 11.37.

Disclaimer: This report has been prepared by BRAC EPL Stock Brokerage Ltd and is provided for information purposes. It is not, under any circumstances, to be used or considered as an offer to sell, or a solicitation of any offer to buy. Reasonable care has been taken to ensure that the information is not untrue and misleading. BRAC EPL Stock Brokerage Ltd makes no representation or warranty as to the accuracy or completeness of such information. All opinions and estimates included in this report constitute our judgment as of this date and are subject to change without notice.