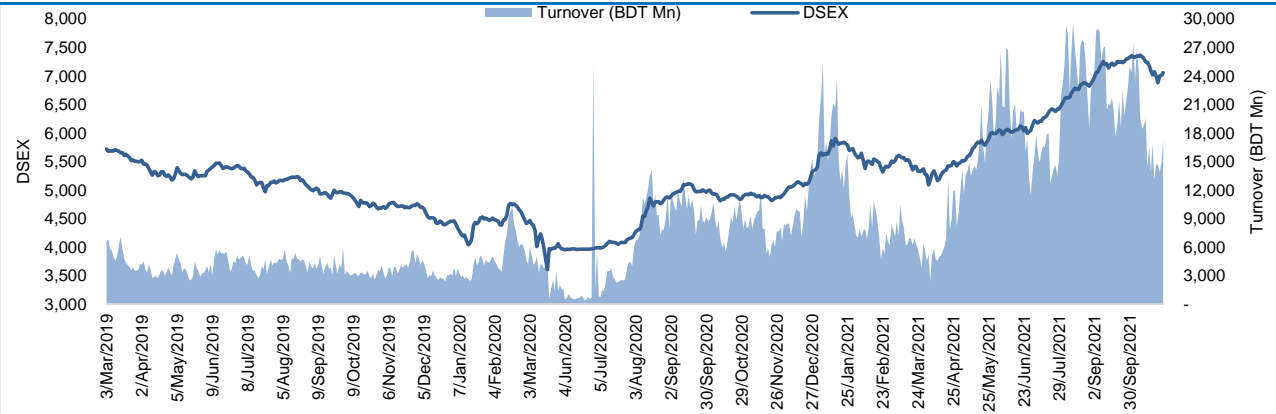


The market closed in green today. The benchmark index DSEX (+0.72%) gained 50.47 points and closed at 7,062.36. The blue-chip index DS30 (-0.20%), the Shariah-based index DSES (-0.14%), and the large-cap index CDSET (-0.09%) closed at 2,638.91, 1,479.39, and 1,414.75 points, respectively. Large-cap sectors posted mixed performance today. Bank booked the highest gain of 1.74% followed by NBF1 (+1.20%), Telecommunication (+0.27%). Food & Allied experienced the highest loss of 2.47% followed by Fuel & Power (-2.22%), Engineering (-0.79%), Pharmaceutical (-0.57%). Block trades contributed 0.4% of the overall market turnover. Bangladesh Export Import Company Ltd. (+2.1%) was the most traded share with a turnover of BDT 1,744 million.



Index	Closing	Opening	Point Δ	%Δ	YTD %Δ
DSEX	7,062.36	7,011.89	+50.47	+0.72%	+30.7%
DS30	2,638.91	2,644.33	-5.42	-0.20%	+34.4%
DSES	1,479.39	1,481.44	-2.04	-0.14%	+19.1%
CDSET	1,414.75	1,416.02	-1.27	-0.09%	+26.0%

	Advanced	Declined	Unchanged	Total
All Category	223	131	21	375
A Category (Equity)	171	92	15	278
B Category (Equity)	34	19	3	56
N Category (Equity)	6	4	1	11
Z Category (Equity)	12	16	2	30
Mutual Funds	15	9	12	36
Corporate Bonds	0	1	1	2

		Today	Last Day	Daily %Δ
Mcap	Mn BDT	5,634,986	5,633,418	+0.0%
	Mn USD	66,138	66,120	
Turnover	Mn BDT	17,245	14,973	+15.2%
	Mn USD	202	176	
Volume	Mn Shares	450	364	+23.4%
No. of Trade		252,512	218,918	+15.3%

Figure: Sectorial Turnover (BDT Mn)

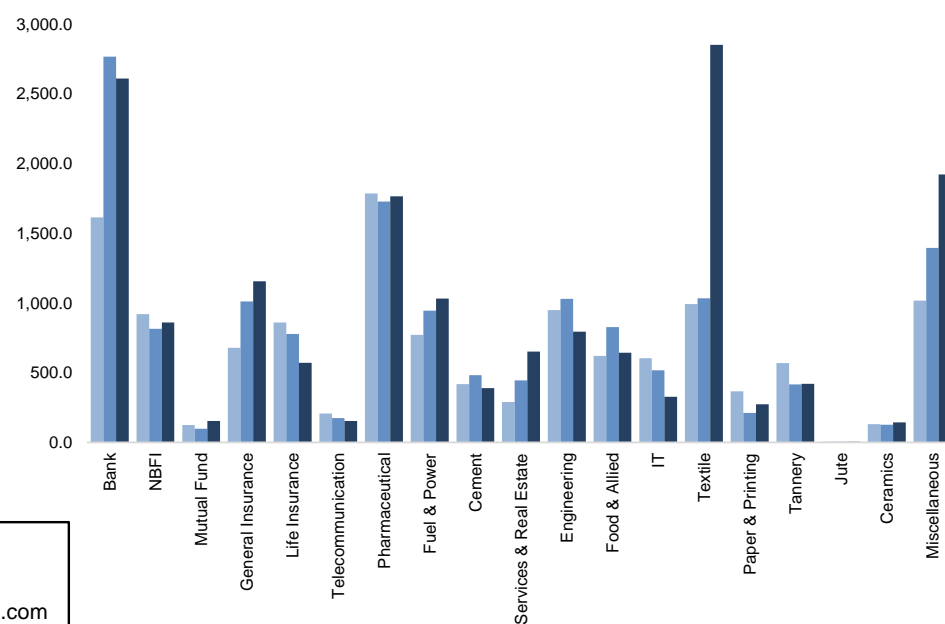
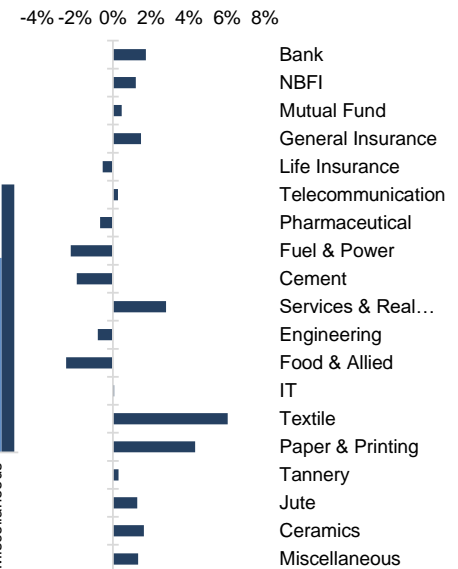


Figure: Sectorial Mcap Change



Market PE 18.4x
Market PB 2.1x

Anika Mafiz
Research Analyst
(880) 1708805206
anika.mafiz@bracepl.com

Fahim Hassan
Research Associate
(880) 1709636546
fahim.hassan@bracepl.com

Sector Index	Closing	Opening	Points Δ	%Δ	No. of Companies	Mcap (BDT Mn)	% of Total Mcap	Turnover (BDT Mn)	% of Total Turnover	PE	PB	Top Twenty Market Cap	Mcap (BDT Mn)	% of Total Mcap	Turnover (BDT Mn)	PE	PB
Bank	1,694	1,665	+28.94	+1.74%	32	741,452	14.8%	2,609.4	15.6%	8.4x	0.9x	GP	479,627	9.5%	38.6	13.2x	11.5x
NBFI	2,479	2,450	+29.38	+1.20%	23	245,402	4.9%	859.5	5.1%	22.1x	3.9x	WALTONHIL	358,395	7.1%	19.4	23.6x	3.9x
Mutual Fund	967	963	+4.51	+0.47%	37	44,284	0.9%	153.2	0.9%	NM	0.9x	BATBC	353,592	7.0%	500.8	26.2x	9.5x
General Insurance	5,514	5,434	+80.07	+1.47%	38	138,944	2.8%	1,154.1	6.9%	22.5x	2.5x	ROBI	206,898	4.1%	37.2	NM	3.2x
Life Insurance	2,961	2,976	-15.95	-0.54%	13	83,821	1.7%	570.3	3.4%	NM	NM	SQRPHARMA	192,980	3.8%	232.1	12.1x	2.1x
Telecommunication	6,091	6,074	+16.56	+0.27%	3	720,875	14.4%	153.4	0.9%	18.0x	6.2x	UPGDCL	164,460	3.3%	243.0	15.1x	5.0x
Pharmaceutical	3,961	3,987	-26.66	-0.67%	31	719,654	14.3%	1,764.6	10.6%	22.0x	2.8x	BEXIMCO	143,804	2.9%	1,744.2	21.8x	2.1x
Fuel & Power	1,860	1,902	-42.14	-2.22%	23	514,764	10.2%	1,031.9	6.2%	13.2x	1.5x	RENATA	140,920	2.8%	31.7	27.8x	5.5x
Cement	2,694	2,747	-52.10	-1.90%	7	146,058	2.9%	388.6	2.3%	20.4x	3.0x	ICB	106,690	2.1%	20.7	51.8x	2.4x
Services & Real Estate	1,432	1,393	+39.02	+2.80%	8	54,862	1.1%	650.3	3.9%	NM	1.1x	LHBL	96,162	1.9%	308.7	24.4x	5.0x
Engineering	4,831	4,869	-38.70	-0.79%	42	586,937	11.7%	794.2	4.8%	21.0x	2.3x	BXPBARMA	94,799	1.9%	167.8	18.5x	2.6x
Food & Allied	25,447	26,090	-643.64	-2.47%	20	453,330	9.0%	642.3	3.8%	33.6x	9.9x	BERGERPBL	82,599	1.6%	7.4	24.8x	7.2x
IT	3,374	3,372	+2.31	+0.07%	11	39,548	0.8%	327.8	2.0%	35.2x	2.8x	MARICO	72,387	1.4%	8.0	21.9x	30.8x
Textile	1,692	1,596	+96.30	+6.04%	58	177,881	3.5%	2,849.5	17.1%	NM	1.2x	BRACBANK	64,318	1.3%	58.7	11.1x	1.3x
Paper & Printing	8,030	7,696	+333.67	+4.34%	6	23,726	0.5%	273.6	1.6%	NM	1.7x	DUTCHBANGL	51,296	1.0%	25.0	8.8x	1.5x
Tannery	3,363	3,353	+10.15	+0.30%	6	37,065	0.7%	419.4	2.5%	NM	3.6x	ISLAMIBANK	48,944	1.0%	7.8	9.1x	0.7x
Jute	8,470	8,362	+107.63	+1.29%	3	2,041	0.0%	4.3	0.0%	NM	14.8x	BEACONPHAR	48,487	1.0%	17.0	48.0x	9.2x
Ceramics	715	704	+11.50	+1.63%	5	34,008	0.7%	143.0	0.9%	38.9x	2.2x	SUMITPOWER	43,997	0.9%	66.2	7.8x	1.2x
Miscellaneous	5,125	5,058	+67.39	+1.33%	14	258,613	5.1%	1,920.5	11.5%	24.3x	2.5x	POWERGRID	41,196	0.8%	131.6	19.1x	0.7x
												TITASGAS	38,876	0.8%	12.9	11.2x	0.5x

Top Ten Gainers	Close Price (BDT)	Δ%	Turnover (BDT Mn)	PE	PB
HFL	30.6	+67.2%	374.5	NM	0.8x
MALEKSPIN	36.5	+23.7%	703.0	NM	0.8x
ARGONDENIM	24.9	+12.7%	46.7	35.1x	1.0x
TOSRIFA	20.6	+12.0%	15.5	32.2x	0.7x
HRTEX	69.3	+10.5%	11.8	24.0x	1.5x
SAIHAMCOT	19.8	+10.0%	83.5	18.3x	0.5x
ESQUIRENIT	37.5	+10.0%	16.6	27.0x	1.0x
SAIHAMTEX	24.3	+10.0%	21.7	NM	0.6x
AFCAGRO	32.2	+9.9%	185.8	NM	1.8x
SIMTEX	20.0	+9.9%	14.3	NM	0.9x

Top Twenty Free Float Mcap	Free Float Mcap (BDT Mn)	% of Total Free Float Mcap	PE	PB
SQRPHARMA	126,267	6.7%	12.1x	2.1x
BEXIMCO	99,872	5.3%	21.8x	2.1x
BATBC	93,525	4.9%	26.2x	9.5x
RENATA	68,797	3.6%	27.8x	5.5x
BXPBARMA	66,189	3.5%	18.5x	2.6x
GP	47,963	2.5%	13.2x	11.5x
BRACBANK	34,578	1.8%	11.1x	1.3x
LHBL	33,964	1.8%	24.4x	5.0x
BEACONPHAR	33,939	1.8%	48.0x	9.2x
EBL	26,240	1.4%	7.2x	1.2x
ISLAMIBANK	23,827	1.3%	9.1x	0.7x
OLYMPIC	20,982	1.1%	16.7x	3.9x
IFIC	20,834	1.1%	18.0x	1.1x
ROBI	20,586	1.1%	NM	3.2x
CITYBANK	20,343	1.1%	6.8x	0.9x
PUBALIBANK	19,444	1.0%	7.0x	0.7x
NBL	17,998	1.0%	7.1x	0.5x
DELTALIFE	17,289	0.9%	NM	NM
ORIONPHARM	17,095	0.9%	35.0x	1.4x
ALARABANK	16,590	0.9%	10.3x	1.2x

Most Traded Share	Close Price (BDT)	Δ%	Turnover (BDT Mn)	PE	PB
BEXIMCO	164.1	+2.1%	1,744.2	21.8x	2.1x
IFIC	19.4	+2.1%	995.7	18.0x	1.1x
MALEKSPIN	36.5	+23.7%	703.0	NM	0.8x
ORIONPHARM	107.4	-2.5%	561.1	35.0x	1.4x
SAIFPOWER	45.0	+5.4%	550.3	25.7x	2.6x
BATBC	654.8	-2.6%	500.8	26.2x	9.5x
DELTALIFE	220.5	-1.8%	491.0	NM	NM
FORTUNE	117.6	+0.4%	407.4	48.1x	7.6x
NRBCBANK	36.5	-4.7%	400.6	14.2x	2.3x
HFL	30.6	+67.2%	374.5	NM	0.8x

Top Ten Losers	Close Price (BDT)	Δ%	Turnover (BDT Mn)	PE	PB
OIMEX	20.0	-11.9%	18.8	NM	1.5x
KPPL	11.4	-10.2%	23.3	NM	9.3x
STYLECRAFT	130.4	-9.8%	23.5	NM	5.9x
MEGHNAPEP	20.2	-8.2%	1.3	NM	NM
SAVAREFR	196.7	-7.5%	1.5	NM	89.8x
ALLTEX	13.9	-6.7%	7.2	NM	1.2x
BEACHHATCH	21.1	-6.6%	3.8	NM	2.1x
JUTESPINN	125.4	-6.4%	0.0	NM	NM
UPGDCL	283.7	-6.0%	243.0	15.1x	5.0x
GEMINISEA	179.7	-5.7%	4.3	NM	NM

Block Trade	Maximum Price (BDT)	Minimum Price (BDT)	No. of Trade	Quantity ('000)	Turnover (BDT Mn)
ISLAMIBANK	27.1	27.1	1.0	3,000	81.30
OLYMPIC	177.8	177.8	1.0	400	71.12
BSCCL	211.2	211.2	1.0	336	70.96
BNICL	145.0	145.0	1.0	340	49.30
BATBC	710.0	710.0	3.0	60	42.60
SSSTEEL	23.7	23.7	4.0	1,500	35.55
GREENDELMF	8.0	8.0	5.0	3,559	28.47
PHOENIXFIN	30.5	30.4	2.0	630	19.18
ACI	335.0	330.0	3.0	55	18.21
JAMUNAOIL	172.0	172.0	1.0	100	17.20

*NBFI Sector PE calculation methodology has been modified to reflect positive earnings only.

Block Trade	Maximum Price (BDT)	Minimum Price (BDT)	Turnover (BDT Mn)	Quantity ('000)	No. of Trade
ISLAMIBANK	27.1	27.1	81.3	3,000	1
OLYMPIC	177.8	177.8	71.1	400	1
BSCCL	211.2	211.2	71.0	336	1
BNICL	145.0	145.0	49.3	340	1
BATBC	710.0	710.0	42.6	60	3
SSSTEEL	23.7	23.7	35.6	1,500	4
GREENELMF	8.0	8.0	28.5	3,559	5
PHOENIXFIN	30.5	30.4	19.2	630	2
ACI	335.0	330.0	18.2	55	3
JAMUNAOIL	172.0	172.0	17.2	100	1
DELTALIFE	232.4	230.0	14.5	63	3
MBL1STMF	8.3	8.3	10.8	1,296	5
ALIF	18.5	18.5	9.2	495	3
FORTUNE	121.5	105.5	8.8	77	4
ASIAINS	96.0	96.0	8.5	89	2
SAIFPOWER	44.5	43.5	7.5	172	4
GP	355.0	353.9	6.2	18	7
SHEPHERD	33.9	33.5	4.1	120	4
DBH1STMF	8.0	8.0	3.2	402	1
NCCBLMF1	8.7	8.7	3.1	357	1
BEXIMCO	152.5	150.2	3.0	20	2
SONALIPAPR	594.4	594.4	2.7	5	1
Total			535.0		75

Upcoming Corporate Events

DSE Ticker	Right Share	Dividend		Event	Date
		Stock	Cash		
Deshbandhu Polymer Limited	-	0.0%	5.0%	Record Date	28-Oct-21
Apex Tannery Limited	-	0.0%	10.0%	Record Date	27-Oct-21
Index Agro Industries Limited	-	0.0%	25.0%	Record Date	31-Oct-21
Quasem Industries Ltd.	-	10.0%	0.0%	Record Date	3-Nov-21
Fortune Shoes Limited	-	5.0%	10.0%	Record Date	4-Nov-21
Far East Knitting & Dyeing Industries Limited	-	0.0%	10.0%	Record Date	11-Nov-21
Anwar Galvanizing Ltd.	-	10.0%	20.0%	Record Date	18-Nov-21
Envoy Textiles Limited	-	0.0%	5.0%	Record Date	15-Nov-21
Nahee Aluminum Composite Panel Ltd.	-	0.0%	10.0%	Record Date	10-Nov-21
Taufika Foods and Lovello Ice-cream PLC	-	0.0%	11.0%	Record Date	17-Nov-21
Bangladesh Lamps Limited	-	0.0%	20.0%	Record Date	10-Nov-21
MJL Bangladesh Limited	-	0.0%	55.0%	Record Date	17-Nov-21
Doreen Power Generations and Systems Limite	-	12.0%	13.0%	Record Date	9-Nov-21
Titas Gas Transmission & Dist. Co. Ltd.	-	0.0%	22.0%	Record Date	11-Nov-21
Square Pharmaceuticals Ltd.	-	0.0%	60.0%	Record Date	22-Nov-21
Square Textile Ltd.	-	0.0%	20.0%	Record Date	22-Nov-21
Marico Bangladesh Limited	-	0.0%	200.0%	Record Date	11-Nov-21

Disclaimer: This report has been prepared by BRAC EPL Stock Brokerage Ltd and is provided for information purposes. It is not, under any circumstances, to be used or considered as an offer to sell, or a solicitation of any offer to buy. Reasonable care has been taken to ensure that the information is not untrue and misleading. BRAC EPL Stock Brokerage Ltd makes no representation or warranty as to the accuracy or completeness of such information. All opinions and estimates included in this report constitute our judgment as of this date and are subject to change without notice.

Important DSE News
RENWICKJA

The Board of Directors has recommended No dividend for the year ended on June 30, 2021. Date of AGM: 25.12.2021, Time: 11:00 AM, Venue: Digital Platform. Record Date: 22.11.2021. The Company has also reported EPS of Tk. (23.32), NAV per share of Tk. (23.25) and NOCFPS of Tk. 24.84 for the year ended on June 30, 2021 as against Tk. (32.35), Tk. 0.08 and Tk. (1.26) respectively for the same period of the previous year.

(Q1 Un-audited): EPS was Tk. (5.92) for July-September, 2021 as against Tk. (0.40) for July-September, 2020; NOCFPS was Tk. (2.12) for July-September, 2021 as against Tk. (1.96) for July-September, 2020. NAV per share was Tk. (29.17) as on September 30, 2021 and Tk. (23.25) as on June 30, 2021.

AGNISYSL

The Board of Directors has recommended 3.50% cash dividend for the year ended on June 30, 2021. Record Date: 21.11.2021. The Company has also reported EPS of Tk. 0.77, NAV per share of Tk. 14.62 and NOCFPS of Tk. 1.25 for the year ended on June 30, 2021.

SHYAMPSUG

The Board of Directors has recommended No dividend for the year ended on June 30, 2021. Date of AGM: 25.12.2021, Time: 4:00 PM, Venue: Digital Platform. Record Date: 22.11.2021. The Company has also reported EPS of Tk. (125.14), NAV per share of Tk. (1,114.52) and NOCFPS of Tk. (86.06) for the year ended on June 30, 2021 as against Tk. (121.38), Tk. (989.37) and Tk. (90.61) respectively for the same period of the previous year.

HFL

The Board of Directors has recommended 5% cash dividend for general shareholders only for the year ended on June 30, 2021. Sponsors/Directors hold 46,901,661 shares. General shareholders will get cash dividend of Tk. 22,077,826.00. Date of AGM: 27.12.2021, Time: 11:00 AM, Venue: Digital Platform. Record Date: 28.11.2021. The Company has also reported EPS of Tk. (1.76), NAV per share of Tk. 37.79 and NOCFPS of Tk. 0.31 for the year ended on June 30, 2021.

RAHIMTEXT

The Board of Directors has recommended 16% cash dividend for the year ended on June 30, 2021. Date of AGM: 27.12.2021, Time: 12:00 Noon, Venue: Digital Platform. Record Date: 18.11.2021. The Company has also reported EPS of Tk. 2.25, NAV per share of Tk. 37.99 and NOCFPS of Tk. 0.28 for the year ended on June 30, 2021.

NATLIFEINS

Dhaka Stock Exchange Limited (DSE) has accorded its consent to transfer of 35,000 shares of National Life Insurance Company Ltd. outside the trading system of the exchange from Mr. SK. Abdul Momin, one of the Sponsors of National Life Insurance Company Ltd. (the transferor/pledgor) to First Finance Limited (the transferee/pledgee) within October 31, 2021 from the date of issuance of approval letter by DSE, under Regulation-47 of the Dhaka Stock Exchange (Listing) Regulations.

WALTONHIL

(Q1 Un-audited): EPS was Tk. 9.28 for July-September 2021 as against Tk. 13.38 for July-September 2020; NOCFPS was Tk. 4.33 for July-September 2021 as against Tk. 42.58 for July-September 2020. Net Asset Value Per Share (NAVPS) without revaluation was Taka 200.38 as on 30 Sep 2021 and Taka 208.16 as on 30 June 2021. Net Asset Value Per Share (NAVPS) with revaluation was Taka 303.79 as on 30 Sep 2021 and Taka 311.59 as on 30 June 2021.

The Company has informed that, they have got the declaration of Walton Hi-Tech Industries Limited as Private Hi-Tech Park by the "Bangladesh Hi-Tech Park Authority". According to the declaration, the Company will enjoy benefits on Tax as allowed for Company for operation in Hi-Tech Park, which will create a positive impact on Company's profitability.

RECKITT BEN

(Q3 Un-audited): EPS was Tk. 43.17 for July-September 2021 as against Tk. 33.93 for July-September 2020; EPS was Tk. 105.20 for January-September 2021 as against Tk. 91.44 for January-September 2020. NOCFPS was Tk. 215.43 for January-September 2021 as against Tk. 260.10 for January-September 2020. NAV per share was Tk. 136.15 as on September 30, 2021 and Tk. 109.08 as on September 30, 2020.

The Company has informed that the Board of Directors, has decided to upgrade waste water treatment plant at the Factory located at 58/59, Nasirabad Industrial Area, Chattogram-4209 for enforcing the environmental Compliance in the factory of the Company. In this regard the Board approved the capex budget of BDT 158.89 Million for upgrading the ETP project in the factory premises at Chattogram and the project will be completed by end of 2022.

IDLC

(Q3 Un-audited): Consolidated EPS was Tk. 1.41 for July-September 2021 as against Tk. 2.39 for July-September 2020; Consolidated EPS was Tk. 4.02 for January-September 2021 as against Tk. 4.02 for January-September 2020. Consolidated NOCFPS was Tk. 5.89 for January-September 2021 as against Tk. 28.28 for January-September 2020. Consolidated NAV per share was Tk. 41.09 as on September 30, 2021 and Tk. 30.60 as on December 31, 2020.

MTB

(Q3 Un-audited): Consolidated EPS was Tk. 0.12 for July-September 2021 as against Tk. 0.19 for July-September 2020; Consolidated EPS was Tk. 1.20 for January-September 2021 as against Tk. 1.53 for January-September 2020. Consolidated NOCFPS was Tk. 2.62 for January-September 2021 as against Tk. 0.61 for January-September 2020. Consolidated NAV per share was Tk. 22.14 as on September 30, 2021 and Tk. 20.94 as on December 31, 2020.

BRACBANK

(Q3 Un-audited): Consolidated EPS was Tk. 1.02 for July-September 2021 as against Tk. 1.07 for July-September 2020; Consolidated EPS was Tk. 2.87 for January-September 2021 as against Tk. 1.92 for January-September 2020. Consolidated NOCFPS was Tk. (5.34) for January-September 2021 as against Tk. 21.96 for January-September 2020. Consolidated NAV per share was Tk. 35.23 as on September 30, 2021 and Tk. 31.87 as on September 30, 2020.

STANDARINS

(Q3 Un-audited): EPS was Tk. 0.82 for July-September 2021 as against Tk. 0.78 for July-September 2020; EPS was Tk. 2.22 for January-September 2021 as against Tk. 1.85 for January-September 2020. NOCFPS was Tk. 2.85 for January-September 2021 as against Tk. 2.95 for January-September 2020. NAV per share was Tk. 20.06 as on September 30, 2021 and Tk. 19.09 as on December 31, 2020.

ZEALBANGLA

(Q1 Un-audited): EPS was Tk. (19.96) for July-September, 2021 as against Tk. (19.36) for July-September, 2020; NOCFPS was Tk. (19.58) for July-September, 2021 as against Tk. (19.00) for July-September, 2020. NAV per share was Tk. (837.40) as on September 30, 2021 and Tk. (817.43) as on June 30, 2020. (cont.)

USMANIAGL

(Q1 Un-audited): EPS was Tk. (0.96) for July-September 2021 as against Tk. (1.93) for July-September 2020; NOCFPS was Tk. 0.46 for July-September 2021 as against Tk. (1.01) for July-September 2020. NAV per share was Tk. 84.88 as on September 30, 2021 and Tk. 90.51 as on September 30, 2020.

Disclaimer: This report has been prepared by BRAC EPL Stock Brokerage Ltd and is provided for information purposes. It is not, under any circumstances, to be used or considered as an offer to sell, or a solicitation of any offer to buy. Reasonable care has been taken to ensure that the information is not untrue and misleading. BRAC EPL Stock Brokerage Ltd makes no representation or warranty as to the accuracy or completeness of such information. All opinions and estimates included in this report constitute our judgment as of this date and are subject to change without notice.