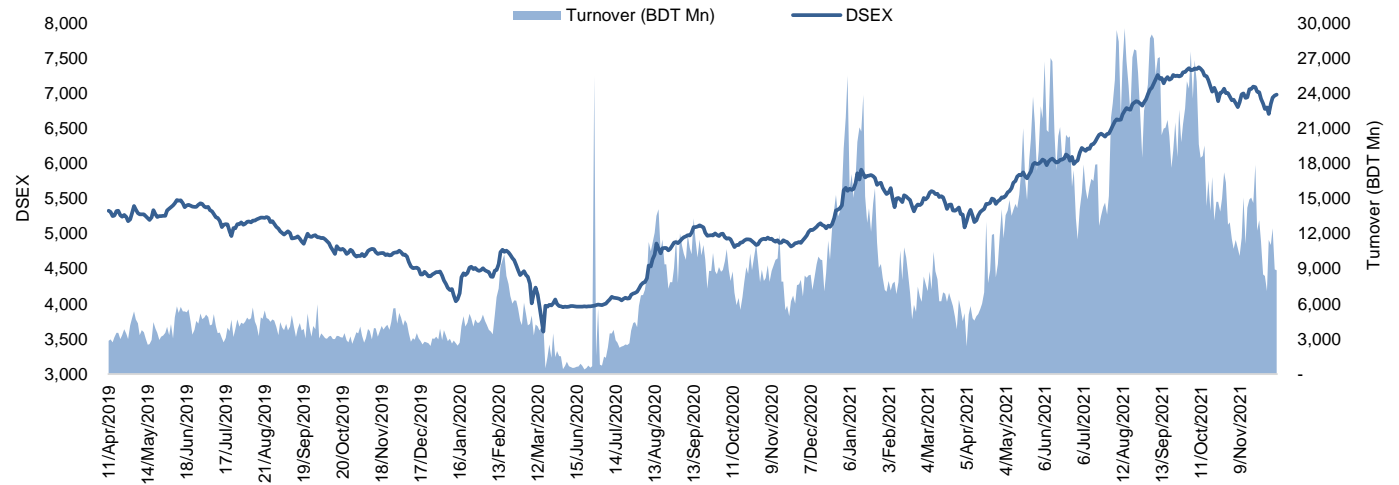


Daily Market Update

The market closed in green today. The benchmark index DSEX (+0.19%) gained 12.91 points and closed at 6,978.54. The bluechip index DS30 (-0.14%), the Shariah-based index DSES (+0.25%), and the large-cap index CDSET (-0.13%) closed at 2,634.63, 1,464.68, and 1,415.62 points, respectively. Large-cap sectors posted mixed performance today. Food & Allied booked the highest gain of 1.17% followed by Engineering (+0.30%), Fuel & Power (+0.06%), Bank (+0.02%). Telecommunication experienced the highest loss of 0.54% followed by NBFi (-0.17%), Pharmaceutical (-0.03%). Block trades contributed 0.6% of the overall market turnover. Bangladesh Export Import Company Ltd. (-0.8%) was the most traded share with a turnover of BDT 798 million.



Index	Closing	Opening	Point Δ	%Δ	YTD %Δ
DSEX	6,978.54	6,965.63	+12.91	+0.19%	+29.2%
DS30	2,634.63	2,638.26	-3.63	-0.14%	+34.1%
DSES	1,464.68	1,461.07	+3.61	+0.25%	+17.9%
CDSET	1,415.62	1,417.51	-1.89	-0.13%	+26.1%

	Advanced	Declined	Unchanged	Total
All Category	219	117	35	371
A Category (Equity)	150	101	26	277
B Category (Equity)	42	8	5	55
N Category (Equity)	7	4	1	12
Z Category (Equity)	20	4	3	27
Mutual Funds	8	11	17	36
Corporate Bonds	0	2	0	2

	Today	Last Day	Daily %Δ	
Mcap	Mn BDT	5,570,111	5,561,709	+0.2%
	Mn USD	65,377	65,278	
Turnover	Mn BDT	8,871	8,950	-0.9%
	Mn USD	104	105	
Volume	Mn Shares	235	237	-0.7%
No. of Trade		219,162	209,264	+4.7%

Figure: Sectorial Turnover (BDT)

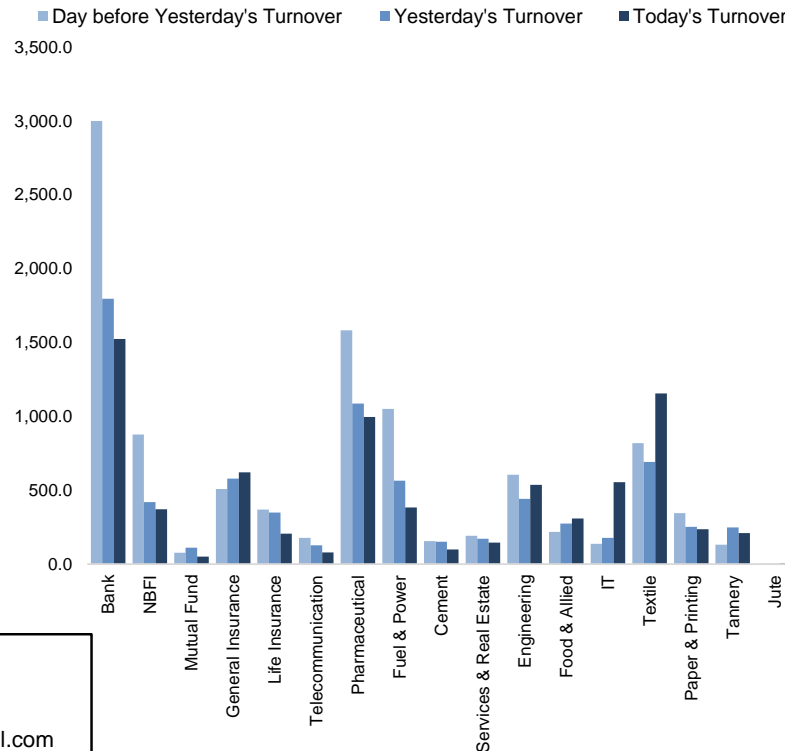
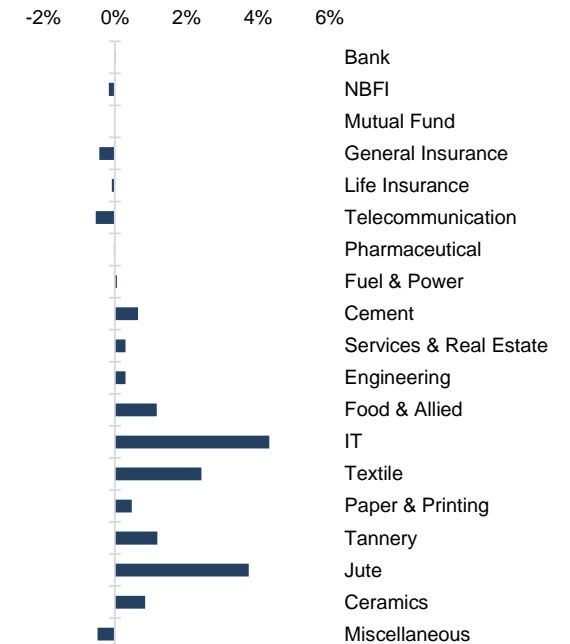


Figure: Sectorial Mcap Change



Market PE 17.3x
Market PB 2.0x

Anika Mafiz
Research Analyst
(880) 1708805206
anika.mafiz@bracepl.com

Fahim Hassan
Research Associate
(880) 1709636546
fahim.hassan@bracepl.com

Sector Index	Closing	Opening	Points Δ	%Δ	No. of Companies	Mcap (BDT Mn)	% of Total Mcap	Turnover (BDT Mn)	% of Total Turnover	PE	PB	Top Twenty Market Cap	Mcap (BDT Mn)	% of Total Mcap	Turnover (BDT Mn)	PE	PB
Bank	1,759	1,759	+0.30	+0.02%	32	759,897	15.3%	1,524.3	17.9%	8.4x	0.9x	GP	487,053	9.8%	15.7	13.4x	11.7x
NBFI	2,398	2,402	-4.05	-0.17%	23	234,331	4.7%	370.5	4.4%	22.2x	4.2x	WALTONHIL	360,303	7.3%	10.8	23.7x	3.9x
Mutual Fund	980	980	-0.18	-0.02%	37	42,632	0.9%	51.3	0.6%	NM	0.8x	BATBC	349,002	7.0%	91.7	25.4x	8.7x
General Insurance	5,883	5,908	-25.57	-0.43%	39	129,937	2.6%	621.6	7.3%	20.4x	2.2x	ROBI	204,803	4.1%	17.5	89.2x	3.1x
Life Insurance	3,025	3,027	-2.48	-0.08%	13	77,599	1.6%	205.3	2.4%	NM	NM	SQURPHARMA	195,108	3.9%	59.0	11.5x	2.0x
Telecommunication	6,121	6,154	-32.93	-0.54%	3	722,661	14.6%	78.3	0.9%	17.8x	6.2x	UPGDCL	147,648	3.0%	22.5	13.6x	4.2x
Pharmaceutical	4,022	4,023	-1.12	-0.03%	32	731,380	14.7%	996.4	11.7%	19.4x	2.7x	BEXIMCO	146,082	2.9%	798.3	14.5x	2.0x
Fuel & Power	1,792	1,791	+1.05	+0.06%	23	486,572	9.8%	383.4	4.5%	12.0x	1.2x	RENATA	142,256	2.9%	53.2	27.3x	5.2x
Cement	2,666	2,649	+17.28	+0.65%	7	135,950	2.7%	99.5	1.2%	18.9x	2.8x	ICB	99,518	2.0%	4.6	70.5x	2.2x
Services & Real Estate	1,451	1,447	+4.30	+0.30%	8	54,154	1.1%	144.9	1.7%	NM	1.1x	BXPHERMA	92,211	1.9%	71.3	16.7x	2.4x
Engineering	4,821	4,807	+14.22	+0.30%	42	577,919	11.6%	536.1	6.3%	19.2x	2.2x	LHBL	90,471	1.8%	75.9	22.9x	4.7x
Food & Allied	26,644	26,335	+308.63	+1.17%	20	449,658	9.1%	308.2	3.6%	30.7x	9.0x	BERGERPBL	81,713	1.6%	2.3	26.3x	6.8x
IT	3,868	3,708	+160.10	+4.32%	11	43,983	0.9%	554.0	6.5%	37.7x	3.1x	BRACBANK	78,101	1.6%	131.6	13.6x	1.6x
Textile	1,663	1,623	+39.27	+2.42%	58	166,675	3.4%	1,154.3	13.6%	36.2x	1.1x	MARICO	72,894	1.5%	2.5	22.1x	31.0x
Paper & Printing	8,268	8,230	+38.85	+0.47%	6	22,692	0.5%	236.5	2.8%	NM	1.6x	BEACONPHAR	52,529	1.1%	17.8	60.8x	9.8x
Tannery	3,422	3,382	+40.33	+1.19%	6	33,966	0.7%	208.9	2.5%	NM	3.4x	DUTCHBANGL	51,802	1.0%	48.6	8.8x	1.5x
Jute	8,925	8,603	+322.14	+3.74%	3	1,966	0.0%	5.4	0.1%	NM	19.8x	ISLAMIBANK	51,520	1.0%	8.4	9.6x	0.8x
Ceramics	692	686	+5.80	+0.85%	5	31,910	0.6%	64.2	0.8%	32.7x	2.0x	SUMITPOWER	43,463	0.9%	9.3	8.2x	1.1x
Miscellaneous	5,299	5,325	-25.75	-0.48%	14	260,831	5.3%	956.2	11.3%	18.6x	2.4x	POWERGRID	43,191	0.9%	0.0	13.0x	0.5x
												TITASGAS	37,393	0.8%	16.3	10.9x	0.5x

Top Ten Gainers	Close Price (BDT)	Δ%	Turnover (BDT Mn)	PE	PB
SKICL	79.2	+10.0%	279.0	29.8x	4.4x
CVOPRL	189.0	+9.9%	62.4	NM	19.1x
HAKKANIPUL	52.3	+9.9%	14.5	NM	2.1x
AAMRANET	52.8	+9.8%	130.6	31.1x	1.5x
ISNLTD	42.7	+9.8%	14.6	NM	16.4x
METROSPIN	22.9	+9.6%	31.1	17.9x	1.1x
MAKSONSPIN	27.6	+9.5%	231.6	10.2x	1.3x
TUNGHAI	6.3	+8.6%	2.2	NM	NM
SAMATALETH	76.3	+7.3%	5.1	NM	5.3x
DOMINAGE	28.1	+7.3%	21.7	38.0x	1.6x

Top Ten Losers	Close Price (BDT)	Δ%	Turnover (BDT Mn)	PE	PB
NORTHRNINS	48.4	-4.3%	8.3	28.3x	2.3x
FAREASTFIN	6.5	-3.0%	0.5	NM	5.7x
MERCINS	47.5	-2.9%	1.7	31.5x	2.5x
ICB3RDNRB	6.9	-2.8%	0.1	NM	1.2x
ASIAPACINS	64.2	-2.6%	3.1	26.1x	2.9x
BEACHHATCH	28.7	-2.4%	13.1	NM	3.0x
UNITEDFIN	22.1	-2.2%	15.1	16.5x	1.3x
FEDERALINS	35.8	-2.2%	9.1	66.6x	3.0x
ORIONINFU	99.9	-2.1%	106.0	61.5x	7.2x
GLOBALINS	47.6	-2.1%	7.8	25.9x	3.6x

Top Twenty Free Float Mcap	Free Float Mcap (BDT Mn)	% of Total Free Float Mcap	PE	PB
SQURPHARMA	127,659	6.8%	11.5x	2.0x
BEXIMCO	101,454	5.4%	14.5x	2.0x
BATBC	92,311	4.9%	25.4x	8.7x
RENATA	69,449	3.7%	27.3x	5.2x
BXPHERMA	64,382	3.4%	16.7x	2.4x
GP	48,705	2.6%	13.4x	11.7x
BRACBANK	41,987	2.2%	13.6x	1.6x
BEACONPHAR	36,769	2.0%	60.8x	9.8x
LHBL	31,954	1.7%	22.9x	4.7x
EBL	25,707	1.4%	6.8x	1.2x
ISLAMIBANK	25,081	1.3%	9.6x	0.8x
IFIC	20,512	1.1%	15.7x	1.1x
ROBI	20,378	1.1%	89.2x	3.1x
CITYBANK	20,200	1.1%	6.7x	0.9x
OLYMPIC	19,660	1.1%	17.2x	3.4x
PUBALIBANK	19,092	1.0%	5.2x	0.7x
NBL	17,998	1.0%	7.1x	0.5x
ORIONPHARM	16,744	0.9%	30.1x	1.3x
ALARABANK	16,404	0.9%	10.2x	1.2x
DELTALIFE	16,058	0.9%	NM	NM

*NBFI Sector PE calculation methodology has been modified to reflect positive earnings only.

Most Traded Share	Close Price (BDT)	Δ%	Turnover (BDT Mn)	PE	PB
BEXIMCO	166.7	-0.8%	798.3	14.5x	2.0x
GENEXIL	166.5	+6.6%	316.8	49.3x	9.3x
FIRSTSBANK	14.7	-1.3%	299.0	5.2x	0.8x
SKICL	79.2	+10.0%	279.0	29.8x	4.4x
ONEBANKLTD	18.8	+0.5%	277.8	9.6x	1.0x
MAKSONSPIN	27.6	+9.5%	231.6	10.2x	1.3x
SONALIPAPR	653.3	-0.7%	216.9	85.5x	2.2x
FORTUNE	95.2	+0.7%	197.8	40.9x	6.4x
ORIONPHARM	105.2	+0.5%	183.7	30.1x	1.3x
IFIC	19.1	-1.0%	169.4	15.7x	1.1x

Block Trade	Maximum Price (BDT)	Price (BDT)	No. of Trade	Quantity ('000)	Turnover (BDT Mn)
SONALIPAPR	610.9	609.0	10.0	157	96.06
DELTALIFE	214.0	202.0	3.0	449	92.18
RENATA	1,335.0	1,335.0	2.0	38	50.26
IDLC	61.0	61.0	1.0	500	30.50
ASIAINS	93.0	93.0	1.0	300	27.90
GBBPOWER	37.0	37.0	3.0	500	18.50
KAY&QUE	276.0	276.0	1.0	58	16.04
ORIONINFU	104.0	104.0	1.0	66	6.90
GENEXIL	157.0	141.5	2.0	39	5.60
SKICL	79.2	70.8	6.0	70	5.21

Block Trade	Maximum Price (BDT)	Minimum Price (BDT)	Turnover (BDT Mn)	Quantity ('000)	No. of Trade
SONALIPAPR	610.9	609.0	96.1	157	10
DELTALIFE	214.0	202.0	92.2	449	3
RENATA	1,335.0	1,335.0	50.3	38	2
IDLC	61.0	61.0	30.5	500	1
ASIAINS	93.0	93.0	27.9	300	1
GBBPOWER	37.0	37.0	18.5	500	3
KAY&QUE	276.0	276.0	16.0	58	1
ORIONINFU	104.0	104.0	6.9	66	1
GENEXIL	157.0	141.5	5.6	39	2
SKICL	79.2	70.8	5.2	70	6
HFL	27.4	27.3	3.4	125	2
AAMRANET	50.0	44.0	3.2	65	2
RDFOOD	51.5	51.5	2.9	56	2
FIRSTSBANK	15.9	15.4	2.6	168	2
DOMINAGE	25.8	25.8	1.8	70	2
STANDBANKL	11.0	11.0	1.8	160	1
ICB	111.0	111.0	1.7	15	1
FORTUNE	99.5	99.5	1.1	11	2
LRGLOBMF1	7.0	7.0	0.8	118	1
DBH1STMF	7.9	7.9	0.8	99	1
AFCAGRO	32.6	32.6	0.8	23	1
AL-HAJTEX	68.5	68.5	0.7	10	1
Total			372.3		51

Important DSE News
WATACHEM

As per Regulation 16(1) of the Dhaka Stock Exchange (Listing) Regulations, 2015, the Company has informed that a meeting of the Board of Directors will be held on December 07, 2021 at 5:00 PM to consider, among others, un-audited financial statements of the Company for the First Quarter (Q1) period ended on September 30, 2021.

Upcoming Corporate Events

DSE Ticker	Right Share	Dividend		Event	Date
		Stock	Cash		
Pharma Aids	-	0.0%	50.0%	Record Date	7-Dec-21
Sunlife Insurance Company Limited	-	0.0%	1.0%	Record Date	7-Dec-21
Sonali Aansh Industries Limited	-	0.0%	10.0%	Record Date	7-Dec-21
International Leasing & Financial Services Ltd.	-	0.0%	0.0%	Record Date	8-Dec-21
Eastern Cables Ltd.	-	0.0%	0.0%	Record Date	8-Dec-21
Ratanpur Steel Re-Rolling Mills Limited	-	0.0%	0.0%	Record Date	8-Dec-21
Wata Chemicals Limited	-	0.0%	30.0%	Record Date	8-Dec-21
National Tubes Limited	-	0.0%	2.0%	Record Date	9-Dec-21
Fu-Wang Ceramic Industries Ltd.	-	0.0%	2.0%	Record Date	12-Dec-21
Regent Textile Mills Limited	-	0.0%	0.0%	Record Date	12-Dec-21
Kattali Textile Limited	-	0.0%	10.0%	Record Date	13-Dec-21
Premier Leasing & Finance Limited	-	0.0%	0.0%	Record Date	14-Dec-21
S. S. Steel Limited	-	8.0%	2.0%	Record Date	15-Dec-21
Bangladesh Services Ltd.	-	0.0%	0.0%	Record Date	19-Dec-21
Dominage Steel Building Systems Limited	-	5.0%	5.0%	Record Date	20-Dec-21
Silco Pharmaceuticals Limited	-	0.0%	10.0%	Record Date	20-Dec-21

Disclaimer: This report has been prepared by BRAC EPL Stock Brokerage Ltd and is provided for information purposes. It is not, under any circumstances, to be used or considered as an offer to sell, or a solicitation of any offer to buy. Reasonable care has been taken to ensure that the information is not untrue and misleading. BRAC EPL Stock Brokerage Ltd makes no representation or warranty as to the accuracy or completeness of such information. All opinions and estimates included in this report constitute our judgment as of this date and are subject to change without notice.