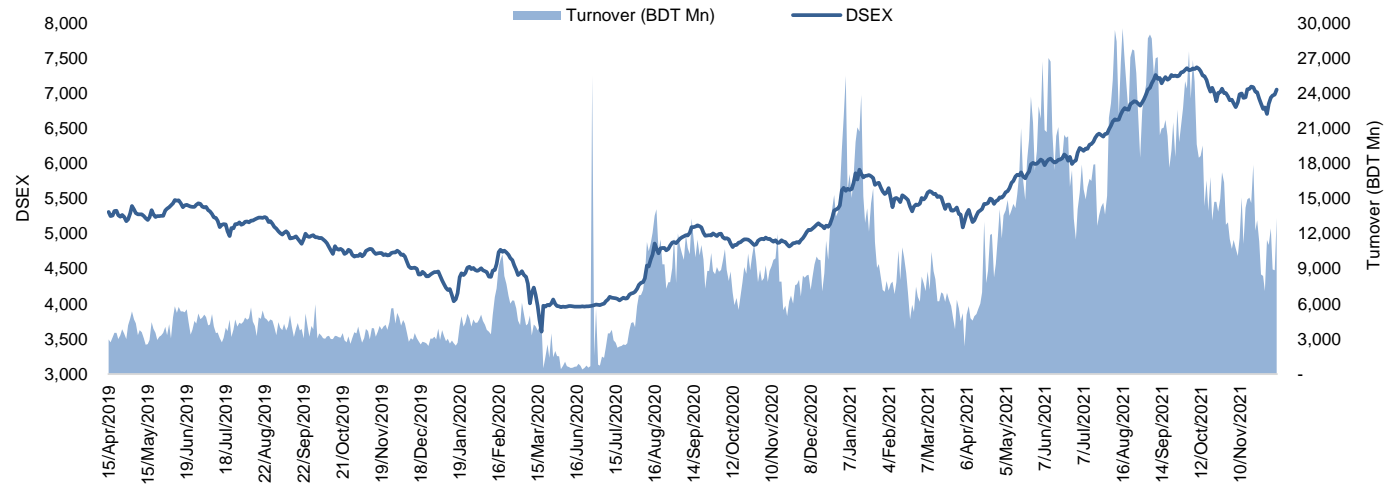


Daily Market Update

The market closed in green today. The benchmark index DSEX (+1.01%) gained 70.46 points and closed at 7,048.99. The blue-chip index DS30 (+0.97%), the Shariah-based index DSES (+1.05%), and the large-cap index CDSET (+0.86%) closed at 2,660.30, 1,480.07, and 1,427.86 points, respectively. All the large-cap sectors posted positive performance today. NBFi booked the highest gain of 2.79% followed by Fuel & Power (+1.24%), Pharmaceutical (+0.76%), Bank (+0.44%), Engineering (+0.38%), Food & Allied (+0.17%), and Telecommunication (+0.01%), respectively. Block trades contributed 0.5% of the overall market turnover. Bangladesh Export Import Company Ltd. (+2.1%) was the most traded share with a turnover of BDT 1,302 million.



Index	Closing	Opening	Point Δ	%Δ	YTD %Δ
DSEX	7,048.99	6,978.54	+70.46	+1.01%	+30.5%
DS30	2,660.30	2,634.63	+25.67	+0.97%	+35.5%
DSES	1,480.07	1,464.68	+15.39	+1.05%	+19.2%
CDSET	1,427.86	1,415.62	+12.24	+0.86%	+27.1%

	Advanced	Declined	Unchanged	Total
All Category	274	69	32	375
A Category (Equity)	190	59	28	277
B Category (Equity)	53	4	0	57
N Category (Equity)	5	5	2	12
Z Category (Equity)	26	1	2	29
Mutual Funds	17	3	16	36
Corporate Bonds	2	1	0	3

	Today	Last Day	Daily %Δ	
Mcap	Mn BDT	5,606,574	5,570,111	+0.7%
	Mn USD	65,345	64,920	
Turnover	Mn BDT	13,310	8,871	+50.0%
	Mn USD	155	103	
Volume	Mn Shares	383	235	+63.2%
No. of Trade		220,617	219,162	+0.7%

Figure: Sectorial Turnover (BDT)

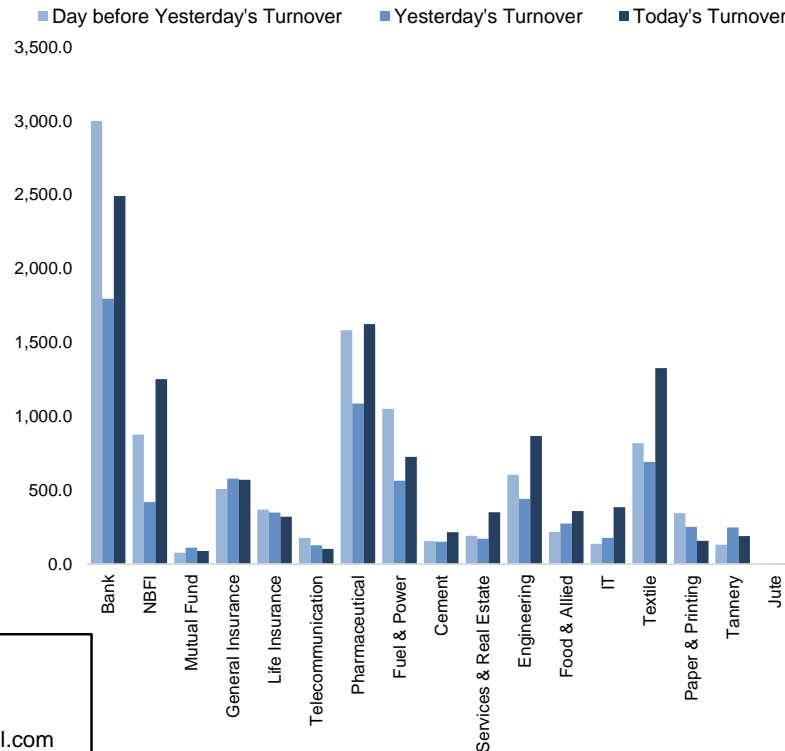
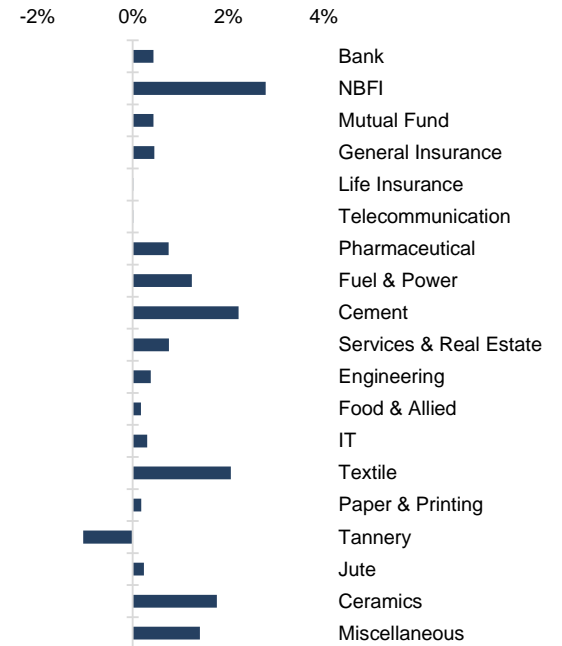


Figure: Sectorial Mcap Change



Market PE 17.4x
Market PB 2.0x

Anika Mafiz
Research Analyst
(880) 1708805206
anika.mafiz@bracepl.com

Fahim Hassan
Research Associate
(880) 1709636546
fahim.hassan@bracepl.com

Sector Index	Closing	Opening	Points Δ	%Δ	No. of Companies	Mcap (BDT Mn)	% of Total Mcap	Turnover (BDT Mn)	% of Total Turnover	PE	PB	Top Twenty Market Cap	Mcap (BDT Mn)	% of Total Mcap	Turnover (BDT Mn)	PE	PB
Bank	1,651	1,643	+7.16	+0.44%	32	763,208	15.3%	2,489.9	19.7%	8.4x	0.9x	GP	487,323	9.7%	15.9	13.4x	11.7x
NBFI	2,482	2,414	+67.34	+2.79%	23	240,866	4.8%	1,250.9	9.9%	22.7x	4.3x	WALTONHIL	358,364	7.2%	4.4	23.6x	3.9x
Mutual Fund	919	915	+3.97	+0.43%	37	42,817	0.9%	89.1	0.7%	NM	0.8x	BATBC	348,894	7.0%	125.3	25.4x	8.7x
General Insurance	4,766	4,744	+21.65	+0.46%	39	130,530	2.6%	571.5	4.5%	20.5x	2.2x	ROBI	204,279	4.1%	24.2	88.9x	3.1x
Life Insurance	2,695	2,695	+0.25	+0.01%	13	77,606	1.6%	321.3	2.5%	NM	NM	SQURPHARMA	195,817	3.9%	82.9	11.5x	2.0x
Telecommunication	6,027	6,027	+0.77	+0.01%	3	722,753	14.5%	103.5	0.8%	17.8x	6.2x	UPGDCL	150,083	3.0%	14.8	13.8x	4.2x
Pharmaceutical	4,010	3,980	+30.10	+0.76%	32	736,912	14.7%	1,624.5	12.8%	19.5x	2.7x	BEXIMCO	149,149	3.0%	1,302.0	14.8x	2.0x
Fuel & Power	1,890	1,867	+23.13	+1.24%	23	492,601	9.9%	725.6	5.7%	12.2x	1.3x	RENATA	142,481	2.8%	73.6	27.4x	5.3x
Cement	2,658	2,600	+57.70	+2.22%	7	138,966	2.8%	216.6	1.7%	19.3x	2.9x	ICB	101,613	2.0%	28.3	71.9x	2.3x
Services & Real Estate	1,372	1,362	+10.35	+0.76%	8	54,565	1.1%	350.3	2.8%	NM	1.1x	BXPHERMA	94,219	1.9%	188.3	17.1x	2.4x
Engineering	4,837	4,818	+18.40	+0.38%	42	580,126	11.6%	866.6	6.8%	19.3x	2.2x	LHBL	93,026	1.9%	185.3	23.6x	4.8x
Food & Allied	25,049	25,006	+43.37	+0.17%	20	450,438	9.0%	359.6	2.8%	30.8x	9.1x	BERGERPBL	82,423	1.6%	0.1	26.5x	6.9x
IT	3,423	3,413	+10.33	+0.30%	11	44,116	0.9%	385.9	3.0%	37.8x	3.2x	BRACBANK	78,379	1.6%	122.2	13.6x	1.6x
Textile	1,590	1,558	+32.04	+2.06%	58	170,102	3.4%	1,327.2	10.5%	37.0x	1.1x	MARICO	72,834	1.5%	9.9	22.1x	31.0x
Paper & Printing	7,196	7,182	+13.08	+0.18%	6	22,733	0.5%	158.2	1.2%	NM	1.6x	BEACONPHAR	53,038	1.1%	129.7	61.4x	9.9x
Tannery	3,023	3,055	-31.73	-1.04%	6	33,613	0.7%	188.8	1.5%	NM	3.4x	DUTCHBANGL	51,928	1.0%	98.0	8.9x	1.5x
Jute	7,950	7,931	+18.83	+0.24%	3	1,971	0.0%	3.7	0.0%	NM	19.8x	ISLAMIBANK	51,842	1.0%	6.3	9.6x	0.8x
Ceramics	701	689	+12.15	+1.76%	5	32,473	0.6%	116.1	0.9%	33.2x	2.1x	SUMITPOWER	43,783	0.9%	13.8	8.2x	1.1x
Miscellaneous	4,979	4,909	+69.28	+1.41%	14	264,512	5.3%	1,518.5	12.0%	18.8x	2.4x	POWERGRID	43,690	0.9%	313.2	13.2x	0.5x
												TITASGAS	38,085	0.8%	16.2	11.1x	0.5x

Top Ten Gainers	Close Price (BDT)	Δ%	Turnover (BDT Mn)	PE	PB
KBPPWBIL	12.1	+10.0%	10.4	NM	1.0x
MEGCONMILK	16.5	+10.0%	0.9	NM	NM
MEGHNAPET	20.9	+10.0%	1.0	NM	NM
TAMIJTEX	138.9	+10.0%	1.4	56.2x	1.7x
SKICL	87.1	+10.0%	119.3	32.7x	4.8x
FUWANGFOOD	16.6	+9.9%	28.2	NM	1.4x
DELTASPINN	10.0	+9.9%	32.1	NM	0.7x
APOLOISPAT	10.0	+9.9%	65.4	NM	0.5x
FINEFOODS	45.6	+9.9%	2.4	NM	4.3x
GSPFINANCE	26.7	+9.9%	431.3	14.9x	1.3x

Top Ten Losers	Close Price (BDT)	Δ%	Turnover (BDT Mn)	PE	PB
AMANFEED	59.4	-3.6%	79.2	23.1x	1.8x
ASIAINS	88.8	-3.1%	21.6	31.2x	3.2x
GBBPOWER	39.2	-2.5%	21.4	25.4x	1.8x
INDEXAGRO	131.8	-2.3%	46.1	26.0x	2.2x
FORTUNE	93.1	-2.2%	176.0	40.0x	6.3x
ORIONINFU	97.7	-2.2%	107.9	60.1x	7.1x
SONALIPAPR	639.2	-2.2%	92.7	83.7x	2.2x
DSHGARME	154.3	-2.2%	8.0	NM	7.7x
SPCL	96.0	-2.0%	78.7	13.8x	2.5x
STANDARINS	77.9	-1.9%	9.0	31.9x	3.9x

Top Twenty Free Float Mcap	Free Float Mcap (BDT Mn)	% of Total Free Float Mcap	PE	PB
SQURPHARMA	128,123	6.8%	11.5x	2.0x
BEXIMCO	103,584	5.5%	14.8x	2.0x
BATBC	92,282	4.9%	25.4x	8.7x
RENATA	69,559	3.7%	27.4x	5.3x
BXPHERMA	65,784	3.5%	17.1x	2.4x
GP	48,732	2.6%	13.4x	11.7x
BRACBANK	42,137	2.2%	13.6x	1.6x
BEACONPHAR	37,125	2.0%	61.4x	9.9x
LHBL	32,857	1.7%	23.6x	4.8x
EBL	25,974	1.4%	6.9x	1.2x
ISLAMIBANK	25,237	1.3%	9.6x	0.8x
IFIC	20,619	1.1%	15.8x	1.1x
ROBI	20,326	1.1%	88.9x	3.1x
CITYBANK	20,200	1.1%	6.7x	0.9x
OLYMPIC	19,818	1.0%	17.4x	3.4x
PUBALIBANK	19,021	1.0%	5.2x	0.7x
NBL	17,998	1.0%	7.1x	0.5x
ORIONPHARM	16,808	0.9%	30.2x	1.3x
ALARABANK	16,714	0.9%	10.4x	1.2x
SUMITPOWER	16,108	0.9%	8.2x	1.1x

Most Traded Share	Close Price (BDT)	Δ%	Turnover (BDT Mn)	PE	PB
BEXIMCO	170.2	+2.1%	1,302.0	14.8x	2.0x
ONEBANKLTD	19.6	+4.3%	1,001.2	10.0x	1.0x
GSPFINANCE	26.7	+9.9%	431.3	14.9x	1.3x
POWERGRID	61.3	+1.2%	313.2	13.2x	0.5x
FIRSTSBANK	14.9	+1.4%	280.8	5.3x	0.8x
PTL	96.2	+0.4%	275.1	23.2x	3.5x
DELTALIFE	203.1	-0.8%	257.3	NM	NM
ACTIVEFINE	26.9	+6.7%	240.2	69.0x	1.2x
IFIC	19.2	+0.5%	222.0	15.8x	1.1x
GPHISPAT	56.6	+2.7%	212.7	13.5x	2.0x

Block Trade	Maximum Price (BDT)	Price (BDT)	No. of Trade	Quantity ('000)	Turnover (BDT Mn)
BDFINANCE	63.3	59.8	2.0	2,410	144.15
PIONEERINS	126.9	126.9	1.0	1,000	126.90
PADMALIFE	51.8	51.8	11.0	1,512	78.31
BRACBANK	56.0	56.0	3.0	1,335	74.76
ONEBANKLTD	19.0	18.0	6.0	2,250	42.51
BATBC	648.0	648.0	2.0	62	40.14
PTL	102.5	97.0	4.0	358	36.42
SQURPHARMA	220.0	220.0	2.0	103	22.66
GP	360.0	360.0	2.0	45	16.20
GENEXIL	158.0	158.0	2.0	90	14.22

*NBFI Sector PE calculation methodology has been modified to reflect positive earnings only.

Block Trade	Maximum Price (BDT)	Minimum Price (BDT)	Turnover (BDT Mn)	Quantity ('000)	No. of Trade
BDFINANCE	63.3	59.8	144.2	2,410	2
PIONEERINS	126.9	126.9	126.9	1,000	1
PADMALIFE	51.8	51.8	78.3	1,512	11
BRACBANK	56.0	56.0	74.8	1,335	3
ONEBANKLTD	19.0	18.0	42.5	2,250	6
BATBC	648.0	648.0	40.1	62	2
PTL	102.5	97.0	36.4	358	4
SQURPHARMA	220.0	220.0	22.7	103	2
GP	360.0	360.0	16.2	45	2
GENEXIL	158.0	158.0	14.2	90	2
DACCADYE	20.2	18.8	4.9	255	2
RENATA	1,335.0	1,335.0	4.7	4	1
LHBL	78.0	78.0	4.7	60	1
KPCL	37.0	37.0	2.5	69	1
AAMRANET	50.0	50.0	2.5	50	1
DSHGARME	142.0	142.0	2.4	17	1
BEACONPHAR	245.9	245.9	2.2	9	1
ORIONPHARM	109.9	109.9	2.2	20	1
AIL	41.9	41.9	2.0	47	1
NAHEEACP	39.0	39.0	2.0	50	1
ANWARGALV	380.0	380.0	1.9	5	1
SKICL	79.3	79.3	1.5	20	1
Total			642.3		65

Upcoming Corporate Events

DSE Ticker	Right Share	Dividend		Event	Date
		Stock	Cash		
International Leasing & Financial Services Ltd.	-	0.0%	0.0%	Record Date	08-Dec-21
Eastern Cables Ltd.	-	0.0%	0.0%	Record Date	08-Dec-21
Ratanpur Steel Re-Rolling Mills Limited	-	0.0%	0.0%	Record Date	08-Dec-21
Wata Chemicals Limited	-	0.0%	30.0%	Record Date	08-Dec-21
National Tubes Limited	-	0.0%	2.0%	Record Date	09-Dec-21
Fu-Wang Ceramic Industries Ltd.	-	0.0%	2.0%	Record Date	12-Dec-21
Regent Textile Mills Limited	-	0.0%	0.0%	Record Date	12-Dec-21
Kattali Textile Limited	-	0.0%	10.0%	Record Date	13-Dec-21
Premier Leasing & Finance Limited	-	0.0%	0.0%	Record Date	14-Dec-21
S. S. Steel Limited	-	8.0%	2.0%	Record Date	15-Dec-21
Bangladesh Services Ltd.	-	0.0%	0.0%	Record Date	19-Dec-21
Dominage Steel Building Systems Limited	-	5.0%	5.0%	Record Date	20-Dec-21
Silco Pharmaceuticals Limited	-	0.0%	10.0%	Record Date	20-Dec-21
Beacon Pharmaceuticals Limited	-	0.0%	15.0%	Record Date	20-Dec-21
Tung Hai Knitting & Dyeing Limited	-	0.0%	0.0%	Record Date	20-Dec-21
Beach Hatchery Ltd.	-	0.0%	1.0%	Record Date	22-Dec-21

Important DSE News
SINOBANGLA

Credit Rating Information and Services Limited (CRISL) has rated the Company as "A" in the long term and "ST-3" in the short term along with a stable outlook in consideration of its audited financials up to June 30, 2021; unaudited financials up to September 30, 2021 and other relevant quantitative as well as qualitative information up to the date of rating declaration.

MONNOAGML

WASO Credit Rating Company (BD) Ltd. (WCRCL) has announced the entity rating of the Company as "A3" in the long term and "ST-3" in the short term along with a stable outlook based on latest audited financial statements of the Company for FY2021 and other relevant quantitative and qualitative information up-to the date of the rating issuance.

ACMELAB

Jahanara Mizan Sinha one of the Sponsor Directors of the company, has expressed her intention to transfer 18,24,572 shares out of her total holding of 71,14,572 shares of the Company; 9,12,286 shares to her son Tanveer Sinha (Director of the company) and 9,12,286 shares to her daughter Tasneem Sinha (Director of the company) respectively, by way of gift outside the trading system of the Exchange within next 30 working days from the date of issuance of approval letter by DSE.

Mr. Mizanur Rahman Sinha one of the Sponsor Directors of the company, has expressed his intention to transfer 89,12,119 shares out of his total holding of 1,73,76,119 shares of the Company; 44,56,139 shares to his son Tanveer Sinha (Director of the company) and 44,55,980 shares to his daughter Tasneem Sinha (Director of the company) respectively, by way of gift outside the trading system of the Exchange within next 30 working days from the date of issuance of approval letter by DSE.

BEACONPHAR

As per Regulation 16(1) of the Dhaka Stock Exchange (Listing) Regulations, 2015, the Company has informed that a meeting of the Board of Directors will be held on December 12, 2021 at 3:00 PM to consider, among others, un-audited financial statements of the Company for the First Quarter (Q1) period ended on September 30, 2021.

AIL

The Company has informed that the Board has decided to raise capital up to BDT 2,000.00 mn through issuance of new shares to the prospective shareholders/investors at a price of the latest annual audited NAV/Share of the Company subject to approval of shareholders in the 28th AGM and Bangladesh Securities and Exchange Commission.

SILCOPHL

(Q1 Un-audited): EPS was Tk. 0.34 for July-September 2021 as against Tk. 0.33 for July-September 2020; NOCFPS was Tk. 0.38 for July-September 2021 as against Tk. 0.52 for July-September 2020. NAV per share was Tk. 22.18 as on September 30, 2021 and Tk. 21.85 as on June 30, 2021.

Disclaimer: This report has been prepared by BRAC EPL Stock Brokerage Ltd and is provided for information purposes. It is not, under any circumstances, to be used or considered as an offer to sell, or a solicitation of any offer to buy. Reasonable care has been taken to ensure that the information is not untrue and misleading. BRAC EPL Stock Brokerage Ltd makes no representation or warranty as to the accuracy or completeness of such information. All opinions and estimates included in this report constitute our judgment as of this date and are subject to change without notice.