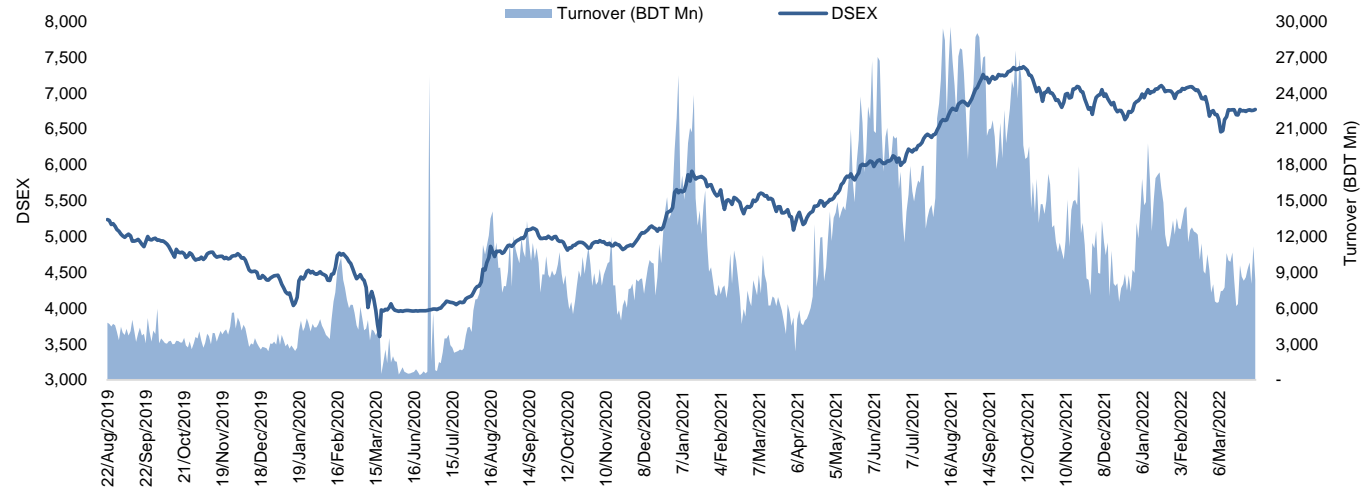


The market closed in green today. The benchmark index DSEX (+0.21%) gained 14.08 points and closed at 6,771.92. The blue-chip index DS30 (+0.56%), the Shariah-based index DSES (+0.19%), and the large-cap index CDSET (+0.45%) closed at 2,487.97, 1,470.94, and 1,344.32 points, respectively. Most of the large-cap sectors posted positive performance today. NBF I booked the highest gain of 2.95% followed by Food & Allied (+0.60%), Telecommunication (+0.51%), Engineering (+0.47%), Bank (+0.18%), Pharmaceutical (+0.10%), and Fuel & Power (-0.66%), respectively. Block trades contributed 0.6% of the overall market turnover. IPDC Finance Limited (+9.9%) was the most traded share with a turnover of BDT 580 million.

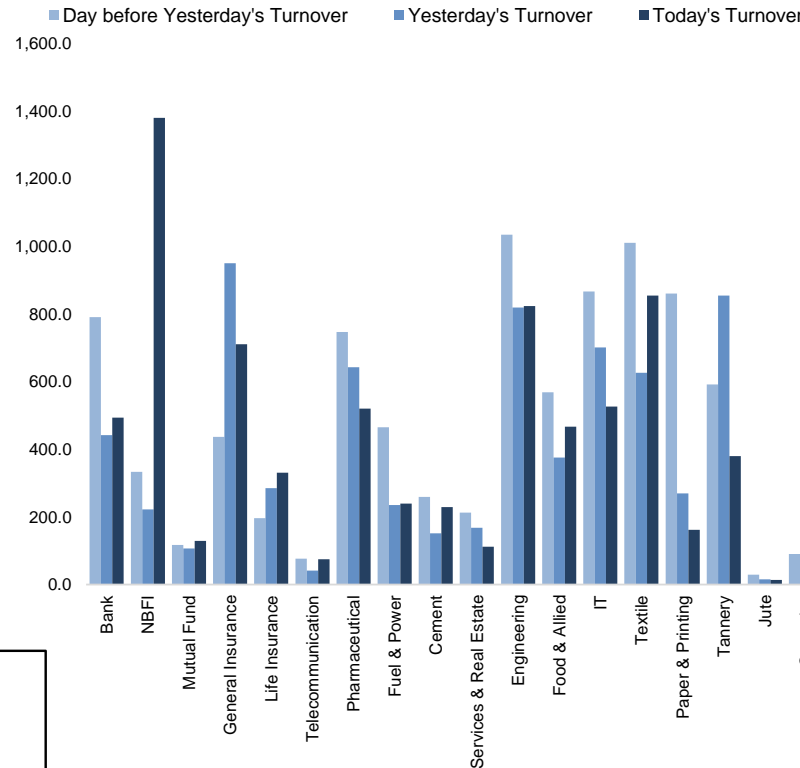


Index	Closing	Opening	Point Δ	%Δ	YTD %Δ
DSEX	6,771.92	6,757.84	+14.08	+0.21%	+0.2%
DS30	2,487.97	2,474.01	+13.97	+0.56%	-1.8%
DSES	1,470.94	1,468.11	+2.82	+0.19%	+2.8%
CDSET	1,344.32	1,338.26	+6.06	+0.45%	-1.1%

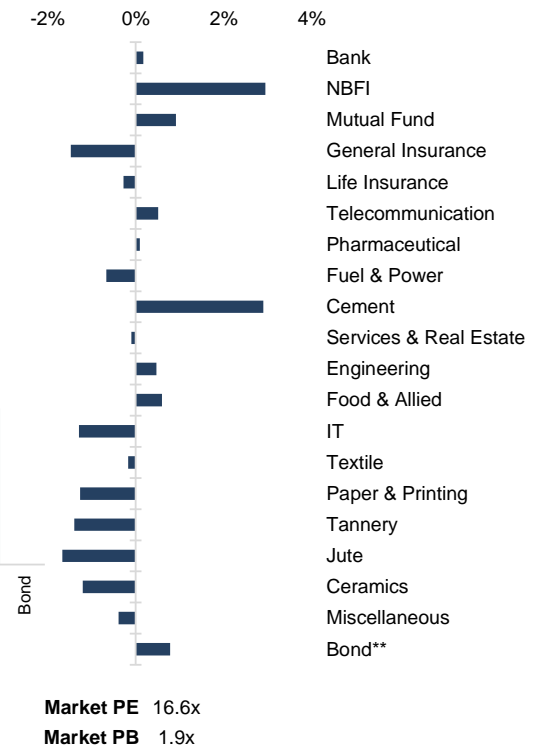
	Advanced	Declined	Unchanged	Total
<b>All Category</b>	129	195	55	379
<b>A Category (Equity)</b>	93	137	32	262
<b>B Category (Equity)</b>	30	42	16	88
<b>N Category (Equity)</b>	2	3	1	6
<b>Z Category (Equity)</b>	4	13	6	23
<b>Mutual Funds</b>	19	6	10	35
<b>Corporate Bonds</b>	1	1	0	2

		Today	Last Day	Daily %Δ
<b>Mcap</b>	Mn BDT	5,406,305	5,394,155	+0.2%
	Mn USD	62,864	62,723	
<b>Turnover</b>	Mn BDT	8,366	11,169	-25.1%
	Mn USD	97	130	
<b>Volume</b>	Mn Shares	210	215	-2.2%
<b>No. of Trade</b>		128,151	152,808	-16.1%

**Figure: Sectorial Turnover (BDT)**



**Figure: Sectorial Mcap Change**



<b>Fahim Hassan</b> Research Associate (880) 1709636546 fahim.hassan@bracepl.com	<b>Md. Mahmudul Hasan</b> Junior Research Associate (880) 1708805201 mmahmudul.hasan@bracepl.com
---	---

Sector Index	Closing	Opening	Points Δ	%Δ	No. of Companies	Mcap (BDT Mn)	% of Total Mcap	Turnover (BDT Mn)	% of Total Turnover	PE	PB	Top Twenty Market Cap	Mcap (BDT Mn)	% of Total Mcap	Turnover (BDT Mn)	PE	PB
Bank	1,550	1,548	+2.72	+0.18%	33	712,518	14.8%	493.1	6.2%	8.1x	0.8x	GP	443,844	9.2%	11.3	13.0x	8.9x
NBFI	2,091	2,031	+59.81	+2.95%	23	205,714	4.3%	1,380.0	17.4%	NM	3.7x	WALTONHIL	327,435	6.8%	1.3	22.7x	3.5x
Mutual Fund	913	905	+8.29	+0.92%	36	40,408	0.8%	128.9	1.6%	NM	0.8x	BATBC	318,276	6.6%	40.6	21.3x	8.7x
General Insurance	4,030	4,090	-60.16	-1.47%	40	118,412	2.5%	710.2	8.9%	18.9x	2.0x	SQURPHARMA	194,842	4.1%	16.9	10.9x	2.0x
Life Insurance	2,626	2,633	-7.31	-0.28%	13	73,760	1.5%	330.2	4.2%	NM	NM	ROBI	179,137	3.7%	46.4	NM	2.7x
Telecommunication	5,585	5,557	+28.28	+0.51%	3	658,419	13.7%	75.0	0.9%	17.2x	5.2x	UPGDCL	145,619	3.0%	6.2	11.9x	4.9x
Pharmaceutical	3,893	3,889	+3.77	+0.10%	32	730,713	15.2%	520.1	6.5%	18.2x	2.7x	RENATA	144,175	3.0%	6.6	26.7x	5.3x
Fuel & Power	1,834	1,847	-12.23	-0.66%	23	478,607	10.0%	239.6	3.0%	11.7x	1.2x	BEXIMCO	133,288	2.8%	363.1	10.7x	1.8x
Cement	2,752	2,675	+77.61	+2.90%	7	134,771	2.8%	229.0	2.9%	20.4x	2.8x	LHBL	90,587	1.9%	214.9	23.4x	4.6x
Services & Real Estate	1,466	1,467	-1.44	-0.10%	8	55,705	1.2%	111.9	1.4%	NM	1.1x	ICB	86,303	1.8%	26.5	44.8x	1.9x
Engineering	4,764	4,741	+22.46	+0.47%	42	556,486	11.6%	823.6	10.4%	18.8x	2.0x	BERGERPBL	81,259	1.7%	0.7	26.9x	7.3x
Food & Allied	23,757	23,615	+141.89	+0.60%	21	422,352	8.8%	466.7	5.9%	26.3x	9.1x	BXPHARMA	78,783	1.6%	25.3	12.9x	2.0x
IT	3,209	3,251	-41.77	-1.28%	11	40,608	0.8%	526.2	6.6%	32.5x	2.8x	MARICO	73,940	1.5%	1.4	21.5x	28.6x
Textile	1,628	1,631	-2.75	-0.17%	58	175,709	3.7%	854.0	10.8%	29.9x	1.1x	BRACBANK	70,026	1.5%	16.9	12.8x	1.2x
Paper & Printing	9,984	10,111	-127.34	-1.26%	6	35,723	0.7%	162.0	2.0%	NM	2.4x	BEACONPHAR	59,483	1.2%	35.7	50.8x	10.6x
Tannery	3,948	4,004	-55.71	-1.39%	6	42,145	0.9%	379.5	4.8%	NM	4.2x	ISLAMIBANK	52,486	1.1%	4.3	9.8x	0.8x
Jute	8,977	9,129	-152.15	-1.67%	3	2,066	0.0%	14.0	0.2%	NM	24.5x	POWERGRID	45,187	0.9%	23.8	13.0x	0.5x
Ceramics	675	683	-8.22	-1.20%	5	30,389	0.6%	37.3	0.5%	29.8x	1.9x	DUTCHBANGL	42,061	0.9%	15.3	7.6x	1.1x
Miscellaneous	4,611	4,629	-17.99	-0.39%	15	256,072	5.3%	460.6	5.8%	14.3x	2.2x	SUMITPOWER	41,220	0.9%	7.5	8.7x	1.2x
Bond**	89	88	+0.69	+0.78%	8	33,264	0.7%	0.8	0.0%	NM	NM	TITASGAS	39,866	0.8%	9.8	11.7x	0.6x

Top Ten Gainers	Close Price (BDT)	Δ%	Turnover (BDT Mn)	PE	PB	Top Twenty Free Float Mcap	Free Float Mcap (BDT Mn)	% of Total Free Float Mcap	PE	PB	Most Traded Share	Close Price (BDT)	Δ%	Turnover (BDT Mn)	PE	PB
JHRML	24.2	+10.0%	0.0	50.4x	0.8x	SQURPHARMA	127,485	7.0%	10.9x	2.0x	IPDC	45.4	+9.9%	579.7	19.2x	2.7x
IPDC	45.4	+9.9%	579.7	19.2x	2.7x	BEXIMCO	88,837	4.9%	10.7x	1.8x	PROVATIINS	115.5	-2.0%	445.8	26.7x	5.5x
CAPMBDBLMF	11.0	+8.9%	21.7	NM	1.3x	BATBC	84,184	4.6%	21.3x	8.7x	BEXIMCO	152.1	-0.7%	363.1	10.7x	1.8x
IMAMBUTTON	37.4	+8.7%	4.0	NM	7.8x	RENATA	70,256	3.9%	26.7x	5.3x	FORTUNE	140.0	-2.0%	363.0	47.9x	9.2x
NHFIL	49.0	+8.2%	71.5	22.0x	2.6x	BXPHARMA	55,007	3.0%	12.9x	2.0x	GSPFINANCE	29.6	+5.3%	299.8	18.2x	1.5x
BAYLEASING	30.2	+7.5%	129.8	10.5x	1.3x	GP	44,384	2.4%	13.0x	8.9x	GENEXIL	121.8	-1.9%	270.2	31.9x	6.1x
ISLAMICFIN	23.9	+6.2%	33.5	16.6x	1.6x	BEACONPHAR	41,638	2.3%	50.8x	10.6x	LHBL	78.0	+4.0%	214.9	23.4x	4.6x
GSPFINANCE	29.6	+5.3%	299.8	18.2x	1.5x	BRACBANK	37,646	2.1%	12.8x	1.2x	NAHEEACP	69.9	-0.7%	194.1	31.1x	4.0x
UNITEDFIN	19.8	+5.3%	24.7	16.6x	1.1x	LHBL	31,995	1.8%	23.4x	4.6x	YPL	24.5	-	191.8	49.0x	2.1x
LANKABAFIN	34.0	+5.3%	73.0	13.1x	1.8x	EBL	26,040	1.4%	7.8x	1.2x	VFSTDL	25.1	+1.6%	159.4	16.4x	1.3x

Top Ten Losers	Close Price (BDT)	Δ%	Turnover (BDT Mn)	PE	PB	Top Twenty Free Float Mcap	Free Float Mcap (BDT Mn)	% of Total Free Float Mcap	PE	PB	Block Trade	Maximum Price (BDT)	Minimum Price (BDT)	No. of Trade	Quantity ('000)	Turnover (BDT Mn)
LINDEBD	1,549.8	-2.0%	30.9	19.2x	3.9x	ROBI	17,914	1.0%	NM	2.7x	FORTUNE	140.0	140.0	11.0	1,675	234.50
EASTRNLU	2,021.0	-2.0%	7.1	40.8x	7.3x	BSRMLTD	17,285	0.9%	5.9x	0.8x	SHAHJABANK	21.8	21.8	1.0	1,466	31.95
APEXSPINN	152.1	-2.0%	7.6	50.9x	2.7x	NBL	17,271	0.9%	6.6x	0.4x	GENEXIL	126.2	122.0	4.0	232	28.37
AAMRANET	44.2	-2.0%	33.3	25.1x	1.2x	OLYMPIC	17,176	0.9%	16.3x	3.1x	UTTARABANK	28.2	28.2	1.0	763	21.51
ATLASBANG	113.2	-2.0%	3.0	NM	0.9x	ORIONPHARM	16,362	0.9%	25.7x	1.3x	MERCANBANK	16.7	16.7	1.0	988	16.51
PAPERPROC	286.1	-2.0%	39.5	NM	9.8x	ALARABANK	16,342	0.9%	10.2x	1.2x	YPL	24.1	24.1	2.0	524	12.63
BDLAMPS	345.3	-2.0%	36.3	47.2x	3.5x	FORTUNE	15,717	0.9%	47.9x	9.2x	DSSL	22.0	21.5	3.0	534	11.69
ANWARGALV	381.0	-2.0%	53.7	37.4x	16.5x						SONALIPAPR	877.0	870.0	3.0	10	8.54
AAMRATECH	39.7	-2.0%	69.0	21.6x	1.6x						PTL	92.9	92.9	1.0	90	8.36
AMBEEPHEA	472.2	-2.0%	0.8	NM	25.0x						NAHEEACP	71.0	71.0	1.0	100	7.10

\*NBFI Sector PE calculation methodology has been modified to reflect positive earnings only.

\*\* The base of the Bond index starts at 100, starting from Jan 13, 2022

Block Trade	Maximum Price (BDT)	Minimum Price (BDT)	Turnover (BDT Mn)	Quantity ('000)	No. of Trade
FORTUNE	140.0	140.0	234.5	1,675	11
SHAHJABANK	21.8	21.8	31.9	1,466	1
GENEXIL	126.2	122.0	28.4	232	4
UTTARABANK	28.2	28.2	21.5	763	1
MERCANBANK	16.7	16.7	16.5	988	1
YPL	24.1	24.1	12.6	524	2
DSSL	22.0	21.5	11.7	534	3
SONALIPAPR	877.0	870.0	8.5	10	3
PTL	92.9	92.9	8.4	90	1
NAHEEACP	71.0	71.0	7.1	100	1
SAIFPOWER	38.3	38.2	6.5	170	2
BDCOM	40.2	40.2	6.0	150	1
KAY&QUE	250.0	250.0	6.0	24	4
MARICO	2,345.0	2,345.0	5.9	3	1
RAHIMAFOOD	334.0	334.0	3.3	10	1
POWERGRID	66.3	66.3	3.0	45	1
BDLAMPS	345.3	345.3	1.9	6	2
SALVOCHEM	55.5	55.5	1.7	30	1
DELTALIFE	153.5	153.5	1.3	8	2
GBBPOWER	33.0	33.0	1.2	38	1
IFIC	14.2	14.2	1.1	80	1
AL-HAJTEX	104.5	104.5	1.0	10	1
<b>Total</b>			<b>423.5</b>		<b>51</b>

**Upcoming Corporate Events**

DSE Ticker	Right Share	Dividend		Event	Date
		Stock	Cash		
Robi Axiata Limited	-	0.0%	2.0%	Record Date	6-Apr-22
Uttara Bank Limited	-	14.0%	14.0%	Record Date	6-Apr-22
BRAC Bank Ltd.	-	7.5%	7.5%	Record Date	6-Apr-22
Mercantile Bank Ltd.	-	5.0%	12.5%	Record Date	6-Apr-22
Bank Asia Ltd.	-	0.0%	15.0%	Record Date	6-Apr-22
Shahjalal Islami Bank Ltd.	-	5.0%	10.0%	Record Date	6-Apr-22
Dragon Sweater and Spinning Limited	-	5.0%	0.0%	Record Date	10-Apr-22
IFIC Bank Ltd.	-	5.0%	0.0%	Record Date	12-Apr-22
United Finance Limited	-	0.0%	10.0%	Record Date	17-Apr-22
Prime Bank Ltd.	-	0.0%	17.5%	Record Date	19-Apr-22
Premier Bank Ltd.	-	10.0%	12.5%	Record Date	20-Apr-22
National Housing Fin. and Inv. Ltd.	-	0.0%	16.0%	Record Date	20-Apr-22
Jamuna Bank Ltd.	-	0.0%	17.5%	Record Date	21-Apr-22
United Commercial Bank Ltd.	-	10.0%	0.0%	Record Date	25-Apr-22
Eastern Bank Ltd.	-	12.5%	12.5%	Record Date	25-Apr-22
Paramount Insurance Company Ltd.	-	0.0%	10.0%	Record Date	28-Apr-22
ICB Islamic Bank Limited	-	0.0%	0.0%	Record Date	11-May-22

**Important DSE News**

**EBL**

The Board of Directors has recommended 12.50% cash and 12.50% stock dividend for the year ended December 31, 2021. The Board of Directors has also decided to increase Authorized Capital from BDT 1,200.00 crore only to BDT 2,500.00 crore only and amendment of the related Clauses of the Memorandum of Association and Article of Association of the Company in compliance with the respective rules and regulations subject to approval of the Regulatory Authorities and the shareholders in the AGM. Date of AGM: 19.05.2022, Time: 11:00 AM, Venue: Digital Platform. Record date: 25.04.2022. The Company has also reported Consolidated EPS of Tk. 5.03, Consolidated NAV per share of Tk. 33.17 and Consolidated NOCFPS of Tk. 14.10 for the year ended December 31, 2021 as against Tk. 4.38, Tk. 30.87 and Tk. 6.32 respectively for the same period of the previous year.

**ROBI**

The Company has informed that it has secured 60MHz from 2.6GHz bands for an amount of BDT 2,409 crore (including 7.5% VAT) for 10 years period from the Spectrum Auction - 2022? organized by Bangladesh Telecommunication Regulatory Commission (BTRC).

**UPGDCL**

The Company has informed that United Energy Ltd. (UEL), a subsidiary of United Power Generation & Distribution Company Ltd. (UPGDCL), signed the contract for renewal/extension of the Power Purchase Agreement (PPA) with the Bangladesh Power Development Board (BPDB) for the 53 MW Power Plant at Ashuganj, Brahmanbaria, for further 5 (five) years from the date of operation.

**BIFC**

The Company has informed that as per the Order of the Honorable Company Bench of the High Court Division, Supreme Court of Bangladesh, the Board of Directors of the company has decided their pending AGM for the year 2018 will be held on May 17, 2022 at 11:00 AM through Digital Platform.

**INTRACO**

Intraco Properties Ltd., a Placement holder of the Company (where Mr. H.M Hakim Ali and Mr. Mohammed Riyadh Ali are the directors (Chairman & Sponsor Director) of Intraco Refueling Station Limited and they are also the Chairman and Managing Director of Intraco Properties Ltd.), has further informed that it has completed its sale of 5,00,000 shares of the Company at prevailing market price through Dhaka Stock Exchange as per declaration disseminated on 06.03.2022.

**BSRMLTD**

H. Akberali & Co. Limited, one of the Corporate Directors of the company, has expressed its intention to buy 13,00,000 shares of the Company at prevailing market price (in the Public Market) through Chittagong Stock Exchange within April 28, 2022 as per Rule-4 of the BSEC (Substantial Acquisition of Shares and Takeovers), Rules, 2018.

**Disclaimer:** This report has been prepared by BRAC EPL Stock Brokerage Ltd and is provided for information purposes. It is not, under any circumstances, to be used or considered as an offer to sell, or a solicitation of any offer to buy. Reasonable care has been taken to ensure that the information is not untrue and misleading. BRAC EPL Stock Brokerage Ltd makes no representation or warranty as to the accuracy or completeness of such information. All opinions and estimates included in this report constitute our judgment as of this date and are subject to change without notice.