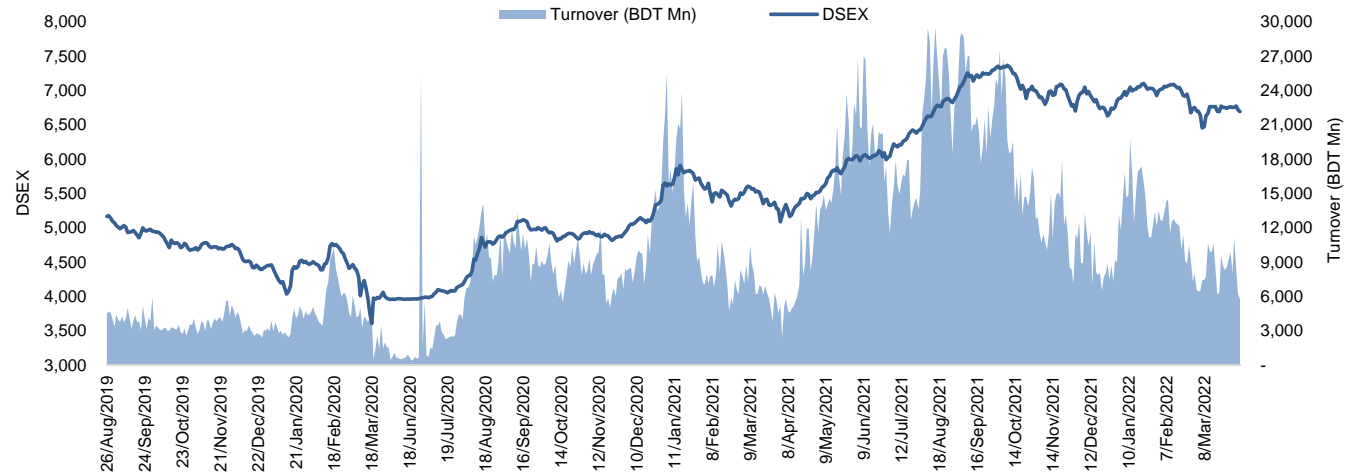


Daily Market Update

The market closed in red today. The benchmark index DSEX (-0.37%) lost 24.61 points and closed at 6,694.30. The blue-chip index DS30 (-0.17%), the Shariah-based index DSES (-0.09%), and the large-cap index CDSET (-0.05%) closed at 2,464.63, 1,460.77, and 1,334.68 points, respectively. All the large-cap sectors posted negative performance today. NBF1 experienced the highest loss of 1.39% followed by Food & Allied (-0.48%), Bank (-0.43%), Fuel & Power (-0.32%), Engineering (-0.03%), Pharmaceutical (-0.02%), and Telecommunication (+0.03%), respectively. Block trades contributed 1.6% of the overall market turnover. Bangladesh Export Import Company Ltd. (-0.6%) was the most traded share with a turnover of BDT 486 million.



Index	Closing	Opening	Point Δ	%Δ	YTD %Δ
DSEX	6,694.30	6,718.91	-24.61	-0.37%	-0.9%
DS30	2,464.63	2,468.72	-4.09	-0.17%	-2.7%
DSES	1,460.77	1,462.05	-1.28	-0.09%	+2.1%
CDSET	1,334.68	1,335.37	-0.69	-0.05%	-1.8%

	Advanced	Declined	Unchanged	Total
All Category	51	286	44	381
A Category (Equity)	44	189	31	264
B Category (Equity)	2	79	7	88
N Category (Equity)	1	4	1	6
Z Category (Equity)	4	14	5	23
Mutual Funds	0	22	13	35
Corporate Bonds	1	1	0	2

		Today	Last Day	Daily %Δ
Mcap	Mn BDT	5,358,544	5,371,706	-0.2%
	Mn USD	62,309	62,462	
Turnover	Mn BDT	5,758	6,207	-7.2%
	Mn USD	67	72	
Volume	Mn Shares	139	157	-11.1%
No. of Trade		104,004	110,725	-6.1%

Figure: Sectorial Turnover (BDT)

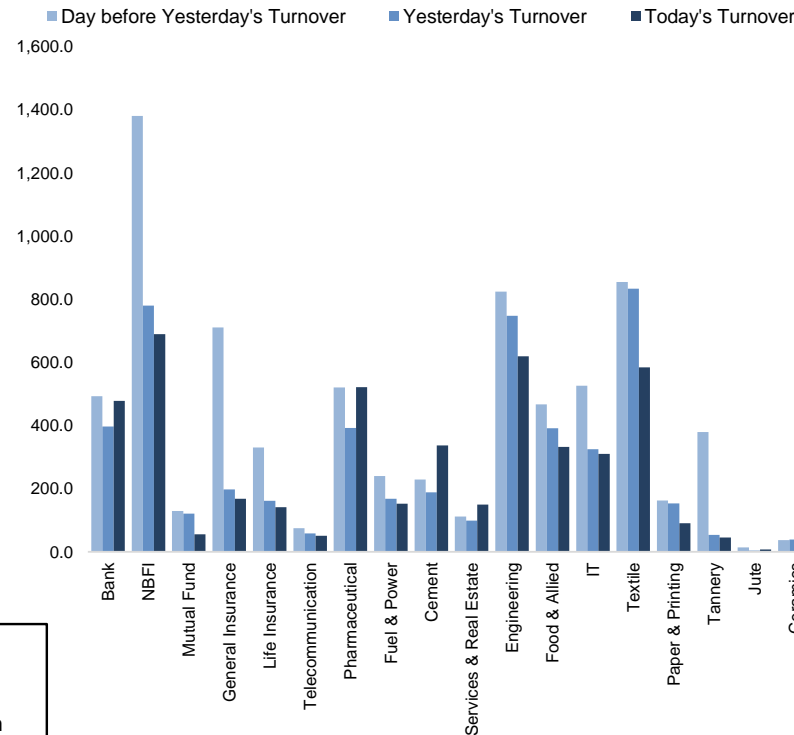
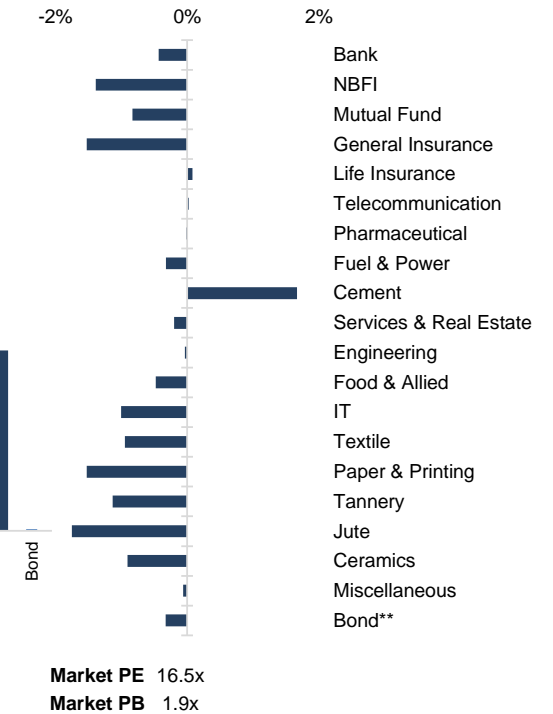


Figure: Sectorial Mcap Change



Fahim Hassan Research Associate (880) 1709636546 fahim.hassan@bracepl.com	Md. Mahmudul Hasan Junior Research Associate (880) 1708805201 mmahmudul.hasan@bracepl.com
---	---

Sector Index	Closing	Opening	Points Δ	%Δ	No. of Companies	Mcap (BDT Mn)	% of Total Mcap	Turnover (BDT Mn)	% of Total Turnover	PE	PB	Top Twenty Market Cap	Mcap (BDT Mn)	% of Total Mcap	Turnover (BDT Mn)	PE	PB
Bank	1,531	1,538	-6.65	-0.43%	33	703,553	14.8%	477.8	9.0%	8.0x	0.8x	GP	438,848	9.2%	15.5	12.9x	8.8x
NBFI	2,048	2,077	-28.81	-1.39%	23	201,493	4.2%	689.5	12.9%	NM	3.6x	WALTONHIL	327,132	6.9%	2.4	22.6x	3.5x
Mutual Fund	902	909	-7.54	-0.83%	36	39,910	0.8%	55.5	1.0%	NM	0.8x	BATBC	314,172	6.6%	41.3	21.0x	8.5x
General Insurance	3,902	3,963	-60.40	-1.52%	40	114,662	2.4%	168.2	3.2%	18.3x	2.0x	SQURPHARMA	194,487	4.1%	58.2	10.9x	2.0x
Life Insurance	2,599	2,597	+2.07	+0.08%	13	73,003	1.5%	141.7	2.7%	NM	NM	ROBI	177,042	3.7%	23.9	99.4x	2.7x
Telecommunication	5,519	5,518	+1.43	+0.03%	3	650,701	13.7%	50.8	1.0%	17.0x	5.1x	UPGDCL	145,330	3.1%	3.1	11.9x	4.9x
Pharmaceutical	3,879	3,880	-0.59	-0.02%	32	728,175	15.3%	521.1	9.8%	18.2x	2.7x	RENATA	145,032	3.0%	11.2	26.8x	5.4x
Fuel & Power	1,819	1,825	-5.87	-0.32%	23	474,665	10.0%	152.0	2.9%	11.6x	1.2x	BEXIMCO	131,010	2.8%	485.8	10.5x	1.8x
Cement	2,763	2,718	+45.33	+1.67%	7	135,300	2.8%	337.2	6.3%	20.5x	2.8x	LHBL	91,632	1.9%	325.5	23.6x	4.6x
Services & Real Estate	1,452	1,455	-2.87	-0.20%	8	55,186	1.2%	149.6	2.8%	NM	1.1x	ICB	84,691	1.8%	8.3	44.0x	1.9x
Engineering	4,744	4,745	-1.51	-0.03%	42	554,129	11.7%	619.3	11.6%	18.8x	2.0x	BERGERPBL	81,338	1.7%	0.2	26.9x	7.4x
Food & Allied	23,476	23,589	-112.58	-0.48%	21	417,357	8.8%	332.6	6.2%	26.0x	9.0x	BXPBARMA	76,464	1.6%	53.7	12.5x	2.0x
IT	3,140	3,172	-31.74	-1.00%	11	39,735	0.8%	310.2	5.8%	31.8x	2.8x	MARICO	73,886	1.6%	1.8	21.4x	28.6x
Textile	1,604	1,620	-15.32	-0.95%	58	173,168	3.6%	583.8	11.0%	29.4x	1.1x	BRACBANK	68,634	1.4%	9.7	12.5x	1.2x
Paper & Printing	9,647	9,796	-149.22	-1.52%	6	34,517	0.7%	90.2	1.7%	NM	2.4x	BEACONPHAR	61,954	1.3%	121.1	52.9x	11.1x
Tannery	3,864	3,908	-44.15	-1.13%	6	41,246	0.9%	45.7	0.9%	NM	4.1x	ISLAMIBANK	52,325	1.1%	7.8	9.7x	0.8x
Jute	8,699	8,854	-155.18	-1.75%	3	2,002	0.0%	7.6	0.1%	NM	23.7x	POWERGRID	44,617	0.9%	14.1	12.8x	0.5x
Ceramics	665	671	-6.09	-0.91%	5	29,956	0.6%	24.2	0.5%	29.3x	1.9x	DUTCHBANGL	41,555	0.9%	3.4	7.5x	1.1x
Miscellaneous	4,579	4,582	-2.86	-0.06%	15	254,302	5.3%	571.1	10.7%	14.2x	2.2x	SUMITPOWER	41,220	0.9%	16.8	8.7x	1.2x
Bond**	88	89	-0.29	-0.33%	8	33,081	0.7%	1.4	0.0%	NM	NM	TITASGAS	39,173	0.8%	7.2	11.5x	0.6x

Top Ten Gainers	Close Price (BDT)	Δ%	Turnover (BDT Mn)	PE	PB	Top Twenty Free Float Mcap	Free Float Mcap (BDT Mn)	% of Total Free Float Mcap	PE	PB	Most Traded Share	Close Price (BDT)	Δ%	Turnover (BDT Mn)	PE	PB
JHRML	29.2	+9.8%	0.0	60.8x	1.0x	SQURPHARMA	127,253	7.1%	10.9x	2.0x	BEXIMCO	149.5	-0.6%	485.8	10.5x	1.8x
ADNTEL	69.2	+3.7%	105.0	26.6x	2.6x	BEXIMCO	87,318	4.8%	10.5x	1.8x	LHBL	78.9	+2.9%	325.5	23.6x	4.6x
ZEALBANGLA	164.0	+3.7%	3.4	NM	NM	BATBC	83,098	4.6%	21.0x	8.5x	IPDC	43.9	-1.3%	306.8	18.5x	2.6x
NATLIFEINS	205.5	+3.1%	3.9	NM	NM	RENATA	70,674	3.9%	26.8x	5.4x	GSPFINANCE	29.0	-0.7%	253.6	17.8x	1.5x
LHBL	78.9	+2.9%	325.5	23.6x	4.6x	BXPBARMA	53,387	3.0%	12.5x	2.0x	VFSTDL	26.1	+0.4%	150.8	17.1x	1.4x
BIFC	7.4	+2.8%	0.5	NM	NM	GP	43,885	2.4%	12.9x	8.8x	BEACONPHAR	268.2	+2.2%	121.1	52.9x	11.1x
BEACONPHAR	268.2	+2.2%	121.1	52.9x	11.1x	BEACONPHAR	43,368	2.4%	52.9x	11.1x	YPL	23.7	-1.7%	108.6	47.4x	2.0x
NAHEEACP	72.7	+2.1%	60.6	32.3x	4.2x	BRACBANK	36,898	2.0%	12.5x	1.2x	ADNTEL	69.2	+3.7%	105.0	26.6x	2.6x
PROGRESLIF	90.9	+1.9%	1.3	NM	NM	LHBL	32,365	1.8%	23.6x	4.6x	GEMINISEA	528.2	-2.0%	93.4	41.4x	87.3x
MTB	18.9	+1.6%	1.1	26.8x	0.9x	EBL	25,507	1.4%	7.6x	1.2x	RANFOUNDRY	212.4	+1.4%	84.5	57.4x	7.3x

Top Ten Losers	Close Price (BDT)	Δ%	Turnover (BDT Mn)	PE	PB	Top Twenty Free Float Mcap	Free Float Mcap (BDT Mn)	% of Total Free Float Mcap	PE	PB	Block Trade	Maximum Price (BDT)	Minimum Price (BDT)	No. of Trade	Quantity ('000)	Turnover (BDT Mn)
PRAGATIINS	80.5	-2.7%	7.2	14.1x	1.4x	PUBALIBANK	19,793	1.1%	5.4x	0.7x	GENEXIL	127.0	117.9	11.0	559	69.59
CENTRALPHL	14.7	-2.0%	7.1	NM	2.3x	CITYBANK	18,171	1.0%	6.0x	0.8x	FORTUNE	137.2	134.5	13.0	476	64.40
EASTRNLUUB	1,943.1	-2.0%	11.4	39.2x	7.0x	ROBI	17,704	1.0%	99.4x	2.7x	IPDC	44.2	44.0	5.0	1,372	60.50
PAPERPROC	274.8	-2.0%	32.2	NM	9.4x	NBL	17,271	1.0%	6.6x	0.4x	HRTEX	72.5	71.5	6.0	623	44.75
PIONEERINS	98.2	-2.0%	23.6	12.8x	2.0x	BSRMLTD	17,156	1.0%	5.9x	0.8x	ISLAMIBANK	31.9	31.9	1.0	938	29.93
BEACHHATCH	39.3	-2.0%	5.8	NM	4.1x	OLYMPIC	17,088	0.9%	16.2x	3.1x	BEXIMCO	151.5	150.5	3.0	132	19.92
SONALIPAPR	826.7	-2.0%	26.8	73.2x	3.3x	ALARABANK	16,342	0.9%	10.2x	1.2x	LOVELLO	41.9	41.6	4.0	401	16.73
GEMINISEA	528.2	-2.0%	93.4	41.4x	87.3x	ORIONPHARM	16,155	0.9%	25.4x	1.3x	BATBC	581.0	581.0	1.0	26	15.11
PADMALIFE	49.4	-2.0%	4.0	NM	NM	PRIMEBANK	15,257	0.8%	7.7x	0.8x	IBNSINA	300.0	300.0	1.0	50	15.00
MEGHNAPET	24.7	-2.0%	0.6	NM	NM						AL-HAJTEX	106.5	105.5	4.0	138	14.60

*NBFI Sector PE calculation methodology has been modified to reflect positive earnings only.

** The base of the Bond index starts at 100, starting from Jan 13, 2022

Block Trade	Maximum Price (BDT)	Minimum Price (BDT)	Turnover (BDT Mn)	Quantity ('000)	No. of Trade
GENEXIL	127.0	117.9	69.6	559	11
FORTUNE	137.2	134.5	64.4	476	13
IPDC	44.2	44.0	60.5	1,372	5
HRTEX	72.5	71.5	44.7	623	6
ISLAMIBANK	31.9	31.9	29.9	938	1
BEXIMCO	151.5	150.5	19.9	132	3
LOVELLO	41.9	41.6	16.7	401	4
BATBC	581.0	581.0	15.1	26	1
IBNSINA	300.0	300.0	15.0	50	1
AL-HAJTEX	106.5	105.5	14.6	138	4
MHSML	38.0	37.9	10.4	273	7
PRIMELIFE	71.5	71.5	8.9	125	1
LHBL	75.2	75.2	7.5	100	2
PADMALIFE	50.4	50.4	6.0	120	4
SAIHAMTEX	22.0	21.9	5.9	267	2
PROVATIINS	111.0	111.0	5.8	52	2
SEAPEARL	47.3	47.3	5.7	120	1
PRAGATIINS	83.5	51.0	3.7	64	3
AMANFEED	48.1	48.1	3.6	75	2
STANDARINS	63.0	63.0	3.3	52	5
GBBPOWER	32.9	30.2	3.2	98	2
DELTALIFE	149.0	149.0	3.0	20	1
Total			428.9		94

Upcoming Corporate Events

DSE Ticker	Right Share	Dividend		Event	Date
		Stock	Cash		
Robi Axiata Limited	-	0.0%	2.0%	Record Date	6-Apr-22
Uttara Bank Limited	-	14.0%	14.0%	Record Date	6-Apr-22
BRAC Bank Ltd.	-	7.5%	7.5%	Record Date	6-Apr-22
Mercantile Bank Ltd.	-	5.0%	12.5%	Record Date	6-Apr-22
Bank Asia Ltd.	-	0.0%	15.0%	Record Date	6-Apr-22
Shahjalal Islami Bank Ltd.	-	5.0%	10.0%	Record Date	6-Apr-22
Dragon Sweater and Spinning Limited	-	5.0%	0.0%	Record Date	10-Apr-22
IFIC Bank Ltd.	-	5.0%	0.0%	Record Date	12-Apr-22
National Feed Mill Limited	-	1.0%	0.0%	Record Date	12-Apr-22
United Finance Limited	-	0.0%	10.0%	Record Date	17-Apr-22
Prime Bank Ltd.	-	0.0%	17.5%	Record Date	19-Apr-22
Premier Bank Ltd.	-	10.0%	12.5%	Record Date	20-Apr-22
National Housing Fin. and Inv. Ltd.	-	0.0%	16.0%	Record Date	20-Apr-22
Jamuna Bank Ltd.	-	0.0%	17.5%	Record Date	21-Apr-22
United Commercial Bank Ltd.	-	10.0%	0.0%	Record Date	25-Apr-22
Eastern Bank Ltd.	-	12.5%	12.5%	Record Date	25-Apr-22
Paramount Insurance Company Ltd.	-	0.0%	10.0%	Record Date	28-Apr-22

Important DSE News
PRAGATIINS

The Board of Directors has recommended 35% Cash dividend for the year ended December 31, 2021. Date of AGM: 06.06.2022, Time: 11:30 AM, Venue: Digital Platform. Record Date: 10.05.2022. The Company has also reported EPS of Tk. 5.72, NAV per share of Tk. 57.32 and NOCFPS of Tk. 12.09 for the year ended December 31, 2021 as against Tk. 4.07, Tk. 53.51 and Tk. 8.53, respectively for the same period of the previous year.

NFML

The Company has further informed that BSEC has accorded consent for issuance of 1% Stock Dividend for the year ended June 30, 2021. The Company has also informed that the Board of Directors has fixed the Record date on 12.04.2022 for entitlement of the aforesaid Bonus Shares.

SSSTEEL

The Company has informed that the 2% cash dividend for General Shareholders other than Sponsors and Directors and 8% stock dividend for all shareholders proposed by the Board of directors of S. S. Steel Limited were approved by the shareholders in the Annual General Meeting-2021. Accordingly, an application was made by the Company to the Commission and Bangladesh Securities and Exchange Commission has canceled the said 8% stock dividend for the year ended June 30, 2021.

NLI1STMF

The trustee of the fund has informed to all respected unitholders of NLI First Mutual Fund that, on April 03, 2022, BSEC has approved the audited financial statements and valuation report of the fund as on its record date/trade suspension date of February 06, 2022. The trustee of the fund has informed to all respected unitholders of NLI First Mutual Fund that, on April 03, 2022, BSEC has approved the audited financial statements and valuation report of the fund as on its record date/trade suspension date of February 06, 2022. The Fund has reported EPU of Tk. 0.42, NAV per unit at market price of Tk. 14.95, NAV per unit at cost of Tk. 12.52 and NOCFPU of Tk. 0.58 for the period ended on February 06, 2022 whereas EPU of Tk. 3.14, NAV per unit at market price of Tk. 15.32, NAV per unit at cost of Tk. 13.85 and NOCFPU of Tk. 2.00 for the year ended June 30, 2021.

BDTHAIFOOD

Trading of the shares of the Company will be allowed only in the Spot Market and Block transactions will also be settled as per Spot settlement cycle from 06.04.2022 to 07.04.2022. Trading of the shares of the Company will remain suspended on record date i.e., 10.04.2022 for EGM.

DSSL

Trading of the shares of the Company will be allowed only in the Spot Market and Block transactions will also be settled as per Spot settlement cycle with cum benefit from 06.04.2022 to 07.04.2022. Trading of the shares of the Company will remain suspended on record date i.e., 10.04.2022.

Disclaimer: This report has been prepared by BRAC EPL Stock Brokerage Ltd and is provided for information purposes. It is not, under any circumstances, to be used or considered as an offer to sell, or a solicitation of any offer to buy. Reasonable care has been taken to ensure that the information is not untrue and misleading. BRAC EPL Stock Brokerage Ltd makes no representation or warranty as to the accuracy or completeness of such information. All opinions and estimates included in this report constitute our judgment as of this date and are subject to change without notice.