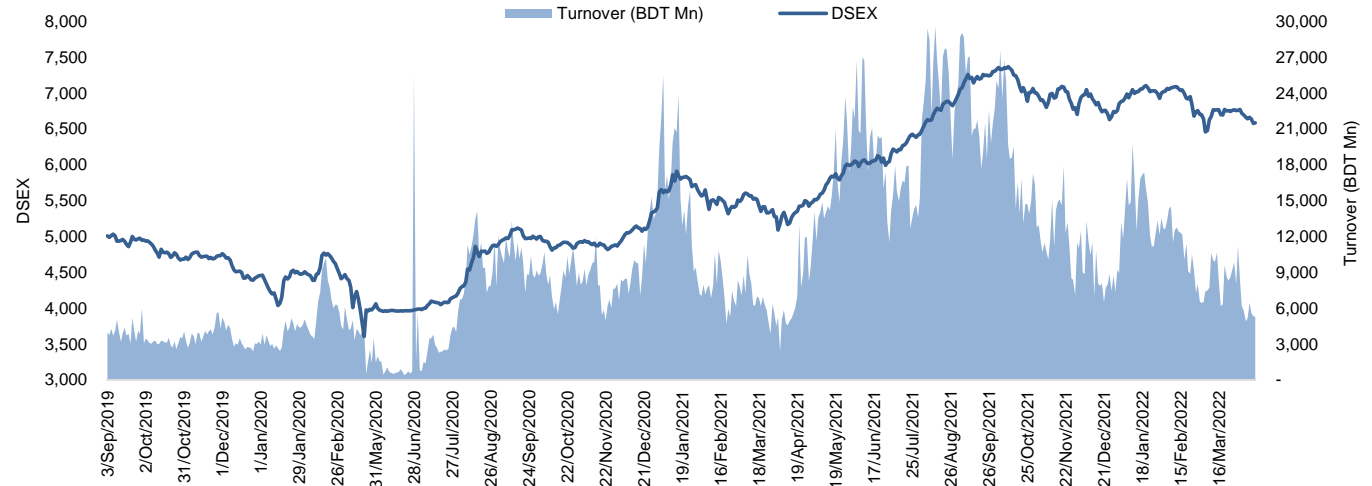


**Daily Market Update**

The market closed in green today. The benchmark index DSEX (+0.17%) gained 10.9 points and closed at 6,584.97. The blue-chip index DS30 (+0.36%), the Shariah-based index DSES (+0.34%), and the large-cap index CDSET (+0.43%) closed at 2,440.45, 1,447.79, and 1,325.69 points, respectively. Large-cap sectors posted mixed performance today. Pharmaceutical booked the highest gain of 0.58% followed by Engineering (+0.33%), Bank (+0.16%), Telecommunication (+0.03%). NBFi experienced the highest loss of 0.57% followed by Fuel & Power (-0.03%), Food & Allied (-0.02%). Block trades contributed 1.1% of the overall market turnover. Bangladesh Export Import Company Ltd. (-0.5%) was the most traded share with a turnover of BDT 538 million.

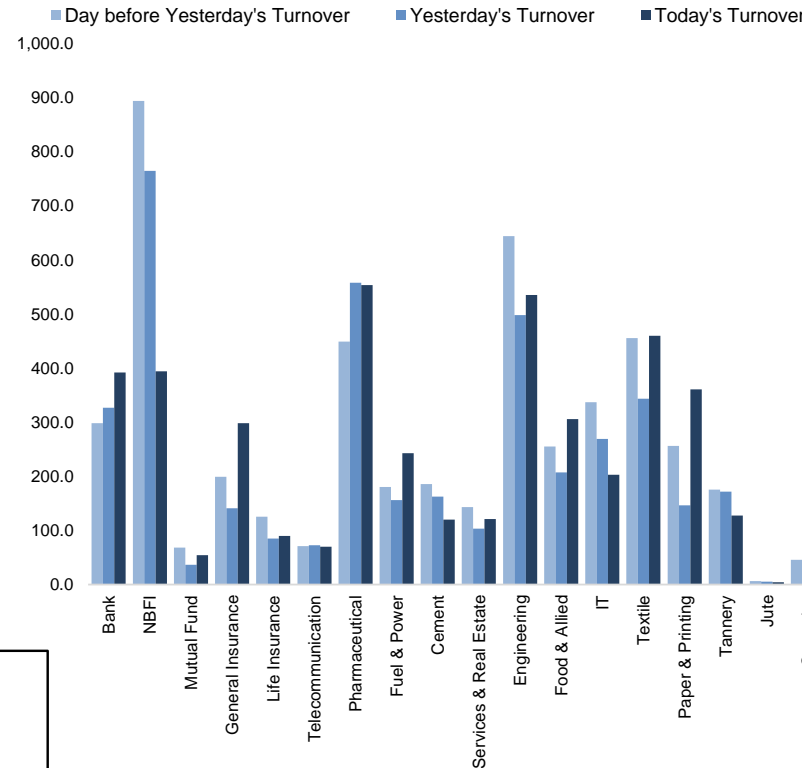


Index	Closing	Opening	Point Δ	%Δ	YTD %Δ
DSEX	6,584.97	6,574.07	+10.90	+0.17%	-2.5%
DS30	2,440.45	2,431.65	+8.80	+0.36%	-3.6%
DSES	1,447.79	1,442.88	+4.91	+0.34%	+1.2%
CDSET	1,325.69	1,319.97	+5.72	+0.43%	-2.5%

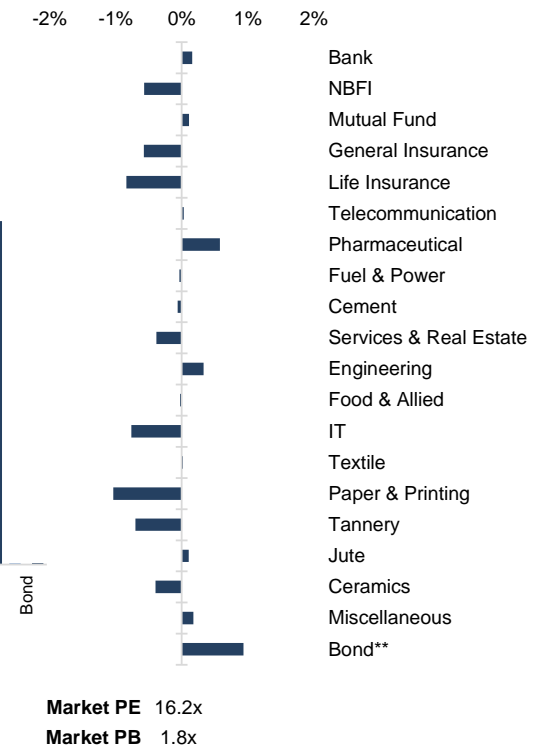
	Advanced	Declined	Unchanged	Total
All Category	130	184	66	380
A Category (Equity)	93	128	41	262
B Category (Equity)	26	45	18	89
N Category (Equity)	2	3	1	6
Z Category (Equity)	9	8	6	23
Mutual Funds	6	12	17	35
Corporate Bonds	3	0	1	4

		Today	Last Day	Daily %Δ
Mcap	Mn BDT	5,290,247	5,285,074	+0.1%
	Mn USD	61,514	61,454	
Turnover	Mn BDT	5,297	5,330	-0.6%
	Mn USD	62	62	
Volume	Mn Shares	126	124	+1.0%
No. of Trade		102,724	90,763	+13.2%

**Figure: Sectorial Turnover (BDT)**



**Figure: Sectorial Mcap Change**



<b>Fahim Hassan</b> Research Associate (880) 1709636546 fahim.hassan@bracepl.com	<b>Md. Mahmudul Hasan</b> Junior Research Associate (880) 1708805201 mmahmudul.hasan@bracepl.com
---	---

Market PE 16.2x  
Market PB 1.8x

Sector Index	Closing	Opening	Points Δ	%Δ	No. of Companies	Mcap (BDT Mn)	% of Total Mcap	Turnover (BDT Mn)	% of Total Turnover	PE	PB	Top Twenty Market Cap	Mcap (BDT Mn)	% of Total Mcap	Turnover (BDT Mn)	PE	PB
Bank	1,476	1,474	+2.33	+0.16%	33	678,471	14.5%	391.7	7.8%	7.7x	0.8x	GP	431,961	9.2%	28.3	12.7x	8.7x
NBFI	1,984	1,995	-11.32	-0.57%	23	195,191	4.2%	394.0	7.9%	NM	3.5x	WALTONHIL	331,767	7.1%	8.3	23.0x	3.5x
Mutual Fund	883	882	+0.97	+0.11%	36	39,071	0.8%	54.4	1.1%	NM	0.8x	BATBC	311,256	6.7%	74.3	20.8x	8.5x
General Insurance	3,760	3,781	-21.70	-0.57%	40	110,471	2.4%	298.4	6.0%	17.7x	1.9x	SQURPHARMA	199,274	4.3%	141.9	11.2x	2.1x
Life Insurance	2,538	2,560	-21.39	-0.84%	13	71,292	1.5%	90.0	1.8%	NM	NM	ROBI	164,995	3.5%	28.0	92.6x	2.5x
Telecommunication	5,359	5,358	+1.68	+0.03%	3	631,850	13.5%	70.0	1.4%	16.5x	5.0x	RENATA	144,410	3.1%	11.3	26.7x	5.3x
Pharmaceutical	3,884	3,862	+22.29	+0.58%	32	729,098	15.6%	553.4	11.1%	18.2x	2.7x	UPGDCL	143,591	3.1%	9.4	11.7x	4.9x
Fuel & Power	1,793	1,794	-0.58	-0.03%	23	467,923	10.0%	242.9	4.9%	11.5x	1.2x	BEXIMCO	127,417	2.7%	538.4	10.2x	1.7x
Cement	2,729	2,731	-1.65	-0.06%	7	133,633	2.9%	119.7	2.4%	20.2x	2.7x	LHBL	90,123	1.9%	108.3	23.2x	4.6x
Services & Real Estate	1,414	1,420	-5.45	-0.38%	8	53,749	1.1%	120.8	2.4%	NM	1.1x	BERGERPBL	81,472	1.7%	0.5	27.0x	7.4x
Engineering	4,762	4,746	+15.85	+0.33%	42	556,262	11.9%	534.9	10.7%	18.8x	2.0x	ICB	80,582	1.7%	9.6	41.9x	1.8x
Food & Allied	23,218	23,224	-5.61	-0.02%	21	412,776	8.8%	305.6	6.1%	25.7x	8.9x	BXPHARMA	73,608	1.6%	56.0	12.1x	1.9x
IT	3,019	3,042	-23.18	-0.76%	11	38,199	0.8%	203.1	4.1%	30.5x	2.7x	MARICO	73,206	1.6%	2.5	21.2x	28.3x
Textile	1,563	1,562	+0.29	+0.02%	58	168,835	3.6%	459.6	9.2%	28.7x	1.0x	BEACONPHAR	65,027	1.4%	68.3	55.5x	11.6x
Paper & Printing	9,793	9,895	-102.32	-1.03%	6	35,040	0.7%	360.8	7.2%	NM	2.4x	BRACBANK	62,926	1.3%	9.5	11.5x	1.1x
Tannery	3,678	3,704	-25.97	-0.70%	6	39,260	0.8%	127.4	2.6%	NM	3.9x	ISLAMIBANK	52,325	1.1%	9.9	9.7x	0.8x
Jute	8,775	8,766	+9.26	+0.11%	3	2,020	0.0%	4.3	0.1%	NM	23.9x	POWERGRID	42,479	0.9%	20.7	12.2x	0.5x
Ceramics	649	651	-2.59	-0.40%	5	29,224	0.6%	27.3	0.5%	28.6x	1.8x	SUMITPOWER	41,220	0.9%	13.7	8.7x	1.2x
Miscellaneous	4,548	4,540	+8.16	+0.18%	15	252,600	5.4%	634.3	12.7%	14.1x	2.2x	DUTCHBANGL	39,911	0.9%	6.2	7.2x	1.1x
Bond**	88	88	+0.82	+0.93%	8	33,046	0.7%	2.5	0.1%	NM	NM	TITASGAS	38,876	0.8%	8.9	11.4x	0.5x

Top Ten Gainers	Close Price (BDT)	Δ%	Turnover (BDT Mn)	PE	PB	Top Twenty Free Float Mcap	Free Float Mcap (BDT Mn)	% of Total Free Float Mcap	PE	PB	Most Traded Share	Close Price (BDT)	Δ%	Turnover (BDT Mn)	PE	PB
JHRML	51.4	+9.8%	5.0	NM	1.7x	SQURPHARMA	130,385	7.4%	11.2x	2.1x	BEXIMCO	145.4	-0.5%	538.4	10.2x	1.7x
HRTEX	79.4	+5.9%	55.0	25.7x	1.6x	BEXIMCO	84,923	4.8%	10.2x	1.7x	SONALIPAPR	872.8	-1.1%	309.1	77.2x	3.5x
PRIME1CBA	7.7	+5.5%	0.1	NM	1.3x	BATBC	82,327	4.7%	20.8x	8.5x	IPDC	47.7	+1.1%	211.0	20.1x	2.8x
BEACONPHAR	281.5	+4.6%	68.3	55.5x	11.6x	RENATA	70,371	4.0%	26.7x	5.3x	PROVATIINS	109.4	+0.1%	149.2	25.2x	5.2x
SALVOCHEM	531.1	+3.9%	25.8	38.3x	3.8x	BXPHARMA	51,393	2.9%	12.1x	1.9x	SQURPHARMA	224.8	+1.1%	141.9	11.2x	2.1x
SAVAREFR	248.8	+3.7%	0.4	NM	606.8x	BEACONPHAR	45,519	2.6%	55.5x	11.6x	LHBL	77.6	+0.4%	108.3	23.2x	4.6x
AMBEEPHA	483.2	+3.3%	0.1	NM	25.5x	GP	43,196	2.4%	12.7x	8.7x	FORTUNE	122.6	-1.2%	96.7	42.0x	8.1x
RENWICKJA	990.0	+3.1%	0.0	NM	NM	BRACBANK	33,829	1.9%	11.5x	1.1x	GBBPOWER	28.0	-1.8%	83.4	21.2x	1.4x
1STPRIMFMF	17.1	+3.0%	1.1	NM	1.6x	LHBL	31,831	1.8%	23.2x	4.6x	BATBC	576.4	+0.0%	74.3	20.8x	8.5x
RNSPIN	7.0	+2.9%	4.8	NM	77.8x	ISLAMIBANK	25,472	1.4%	9.7x	0.8x	BDLAMPS	334.2	-1.7%	69.4	45.7x	3.4x

Top Ten Losers	Close Price (BDT)	Δ%	Turnover (BDT Mn)	PE	PB	Block Trade	Maximum Price (BDT)	Minimum Price (BDT)	No. of Trade	Quantity ('000)	Turnover (BDT Mn)
TAKAFULINS	65.0	-5.0%	4.0	28.9x	3.4x	PUBALIBANK	26.3	26.3	1.0	5,076	133.49
IFIC	12.4	-4.6%	41.3	8.3x	0.7x	PROVATIINS	115.0	114.0	4.0	365	41.63
PEOPLESINS	58.8	-2.0%	10.3	22.5x	2.0x	GENEXIL	120.0	111.4	3.0	210	25.10
MERCANBANK	14.8	-2.0%	8.4	4.3x	0.6x	HRTEX	75.5	73.5	13.0	313	23.21
BDCOM	34.9	-2.0%	47.4	25.0x	2.3x	SAIFPOWER	34.3	34.3	3.0	461	15.82
HWAWELLTEX	44.9	-2.0%	1.2	11.0x	1.4x	DELTASPINN	9.8	9.8	1.0	700	6.86
CENTRALINS	45.3	-1.9%	0.3	18.4x	1.8x	GSPFINANCE	29.2	29.2	1.0	200	5.84
SAMORITA	86.9	-1.9%	6.9	40.6x	1.7x	ALLTEX	28.0	28.0	1.0	200	5.60
AAMRATECH	36.0	-1.9%	24.4	19.6x	1.5x	UNITEDFIN	21.1	21.1	2.0	250	5.28
PTL	77.9	-1.9%	8.7	16.5x	2.8x	AAMRATECH	40.3	40.3	1.0	100	4.03

\*NBFI Sector PE calculation methodology has been modified to reflect positive earnings only.

\*\* The base of the Bond index starts at 100, starting from Jan 13, 2022

Block Trade	Maximum Price (BDT)	Minimum Price (BDT)	Turnover (BDT Mn)	Quantity ('000)	No. of Trade
PUBALIBANK	26.3	26.3	133.5	5,076	1
PROVATIINS	115.0	114.0	41.6	365	4
GENEXIL	120.0	111.4	25.1	210	3
HRTEX	75.5	73.5	23.2	313	13
SAIFPOWER	34.3	34.3	15.8	461	3
DELTASPINN	9.8	9.8	6.9	700	1
GSPFINANCE	29.2	29.2	5.8	200	1
ALLTEX	28.0	28.0	5.6	200	1
UNITEDFIN	21.1	21.1	5.3	250	2
AAMRATECH	40.3	40.3	4.0	100	1
RDFOOD	57.5	57.5	3.8	66	1
CITYBANK	27.0	27.0	3.8	140	1
SHEPHERD	31.0	31.0	3.6	115	1
BEXIMCO	146.6	146.6	3.3	22	1
AL-HAJTEX	114.0	103.0	2.1	20	3
PRIMEINSUR	83.0	83.0	2.1	25	1
PADMALIFE	52.0	52.0	1.8	35	3
DOREENPWR	72.0	72.0	1.4	20	1
SONALIPAPR	880.0	880.0	1.3	2	1
FORTUNE	127.0	127.0	1.3	10	1
SALVOCHEM	55.0	55.0	1.1	20	1
ANWARGALV	358.5	358.5	1.1	3	1
<b>Total</b>			<b>302.0</b>		<b>57</b>

**Important DSE News**
**TAKAFULINS**

The Board of Directors has recommended 11% cash dividend for the year ended December 31, 2021. Date of AGM: 23.07.2022, Time: 11:00 AM, Venue: Digital Platform. Record Date: 31.05.2022. The Company has also reported EPS of Tk. 2.25, NAV per share of Tk. 19.15 and NOCFPS of Tk. 3.13 for the year ended December 31, 2021 as against Tk. 1.65, Tk. 17.97 and Tk. 2.94 respectively for the same period of the previous year.

**SUMITPOWER**

Refer to their earlier news disseminated by DSE on 28.03.2022 regarding verbal consent from BPDB to purchase electricity, the Company further informed that Bangladesh Power Development Board (BPDB) has officially informed that the Government of Bangladesh has approved the extension of existing Contract (Power Purchase Agreement) for 2 (two) years following the effective date on 23 March 2022 of 2nd Amendment on "No electricity, No Payment (without any guaranteed minimum offtake)? basis from 102MW HFO Fired Narayanganj (Madanganj) Power Plant (Unit 1) of Summit Power Limited. BPDB and the Company are in the process of finalizing amended PPA for the new term of 2 years.

**Upcoming Corporate Events**

DSE Ticker	Right Share	Dividend		Event	Date
		Stock	Cash		
United Finance Limited	-	0.0%	10.0%	Record Date	17-Apr-22
Prime Bank Ltd.	-	0.0%	17.5%	Record Date	19-Apr-22
Premier Bank Ltd.	-	10.0%	12.5%	Record Date	20-Apr-22
National Housing Fin. and Inv. Ltd.	-	0.0%	16.0%	Record Date	20-Apr-22
Jamuna Bank Ltd.	-	0.0%	17.5%	Record Date	21-Apr-22
United Commercial Bank Ltd.	-	10.0%	0.0%	Record Date	25-Apr-22
Eastern Bank Ltd.	-	12.5%	12.5%	Record Date	25-Apr-22
Paramount Insurance Company Ltd.	-	0.0%	10.0%	Record Date	28-Apr-22
The City Bank Ltd.	-	12.5%	12.5%	Record Date	5-May-22
Pubali Bank Ltd.	-	0.0%	12.5%	Record Date	8-May-22
LankaBangla Finance Ltd.	-	0.0%	10.0%	Record Date	9-May-22
Pragati Insurance Ltd	-	0.0%	35.0%	Record Date	10-May-22
ICB Islamic Bank Limited	-	0.0%	0.0%	Record Date	11-May-22
Takaful Islami Insurance Limited	-	0.0%	11.0%	Record Date	31-May-22

**Disclaimer:** This report has been prepared by BRAC EPL Stock Brokerage Ltd and is provided for information purposes. It is not, under any circumstances, to be used or considered as an offer to sell, or a solicitation of any offer to buy. Reasonable care has been taken to ensure that the information is not untrue and misleading. BRAC EPL Stock Brokerage Ltd makes no representation or warranty as to the accuracy or completeness of such information. All opinions and estimates included in this report constitute our judgment as of this date and are subject to change without notice.