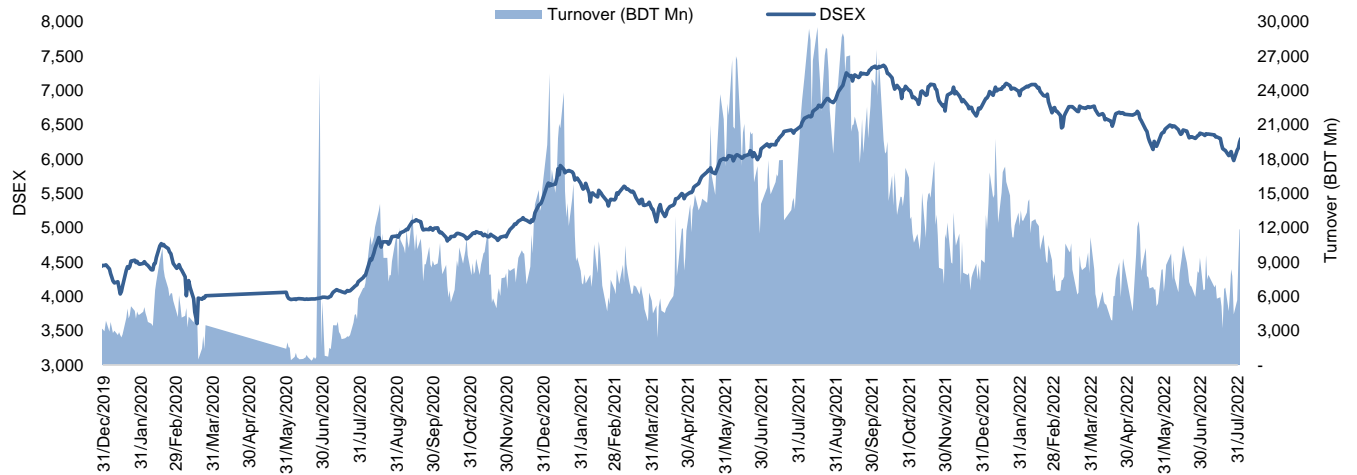


**Daily Market Update**

The market closed in green today. The benchmark index DSEX (+0.19%) gained 12.14 points and closed at 6,312.25. The blue-chip index DS30 (+0.28%), the Shariah-based index DSES (+0.34%), and the large-cap index CDSET (+0.35%) closed at 2,265.20, 1,375.19, and 1,250.31 points, respectively. Most of the large-cap sectors posted positive performance today. Engineering booked the highest gain of 0.99% followed by Pharmaceutical (+0.77%), Food & Allied (+0.52%), NBF1 (+0.26%), Telecommunication (+0.12%), Bank (-0.17%), and Fuel & Power (-0.45%), respectively. Block trades contributed 0.7% of the overall market turnover. Bangladesh Export Import Company Ltd. (+0.7%) was the most traded share with a turnover of BDT 1,001 million.



Index	Closing	Opening	Point Δ	%Δ	YTD %Δ
DSEX	6,312.25	6,300.11	+12.14	+0.19%	-6.6%
DS30	2,265.20	2,258.83	+6.38	+0.28%	-10.6%
DSES	1,375.19	1,370.51	+4.68	+0.34%	-3.9%
CDSET	1,250.31	1,245.97	+4.34	+0.35%	-8.0%

	Advanced	Declined	Unchanged	Total
All Category	129	199	53	381
A Category (Equity)	81	148	33	262
B Category (Equity)	40	37	13	90
N Category (Equity)	1	5	0	6
Z Category (Equity)	7	9	7	23
Mutual Funds	7	17	11	35
Corporate Bonds	1	0	2	3

		Today	Last Day	Daily %Δ
Mcap	Mn BDT	5,134,774	5,122,459	
	Mn USD	54,221	54,091	+0.2%
Turnover	Mn BDT	11,903	11,954	-0.4%
	Mn USD	126	126	
Volume	Mn Shares	312	336	-7.2%
No. of Trade		201,219	206,841	-2.7%

\* Exchange Rate is BDT 94.70 as of Aug 04, 2022

Figure: Sectorial Turnover (BDT)

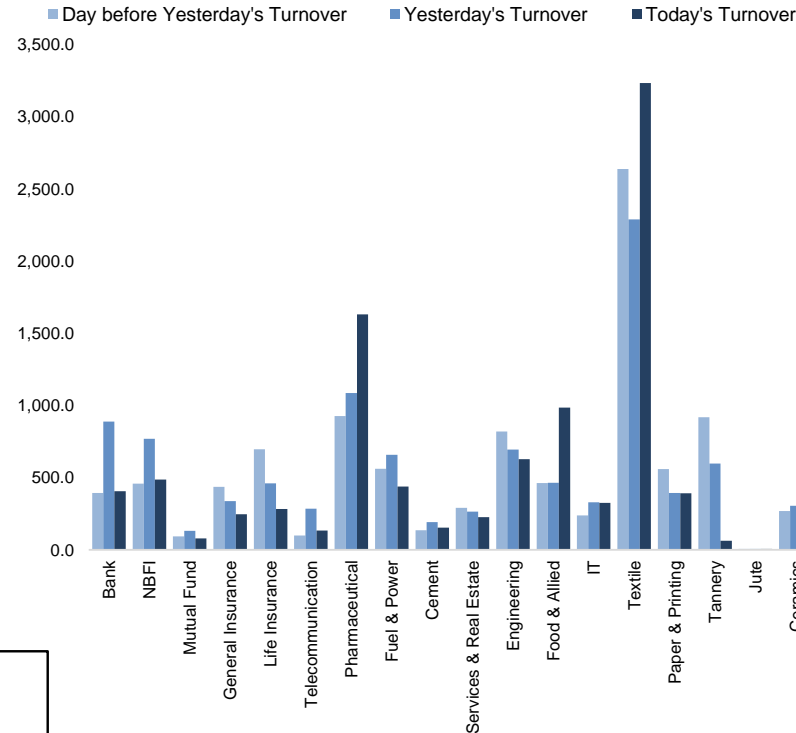
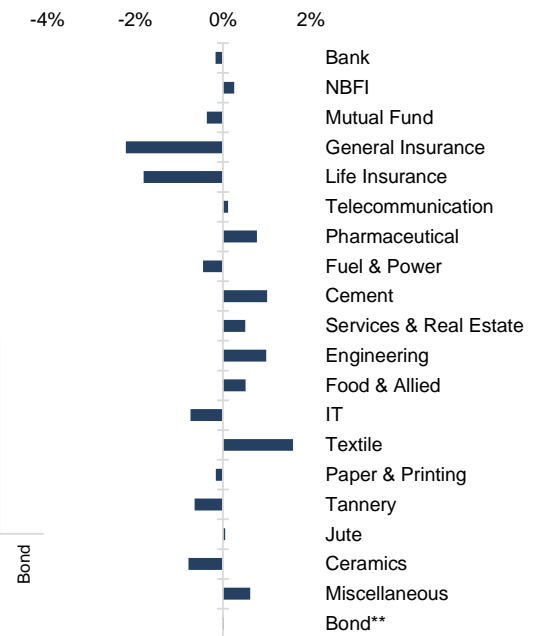


Figure: Sectorial Mcap Change



Market PE 15.7x  
Market PB 1.7x

<b>Fahim Hassan</b> Research Associate (880) 1709636546 fahim.hassan@bracepl.com	<b>Billal Hossain</b> Research Associate (880) 1708805229 billal.hossain@bracepl.com
---	---

Sector Index	Closing	Opening	Points Δ	%Δ	No. of Companies	Mcap (BDT Mn)	% of Total Mcap	Turnover (BDT Mn)	% of Total Turnover	PE	PB	Top Twenty Market Cap	Mcap (BDT Mn)	% of Total Mcap	Turnover (BDT Mn)	PE	PB
Bank	1,454	1,456	-2.42	-0.17%	33	670,461	14.8%	405.1	3.6%	7.8x	0.8x	GP	404,685	9.0%	41.5	11.9x	8.0x
NBFI	1,988	1,982	+5.15	+0.26%	23	195,764	4.3%	486.0	4.3%	NM	3.8x	WALTONHIL	329,010	7.3%	19.0	23.0x	3.4x
Mutual Fund	881	885	-3.21	-0.36%	36	38,847	0.9%	78.2	0.7%	NM	0.8x	BATBC	282,474	6.3%	140.9	18.2x	7.5x
General Insurance	3,207	3,279	-72.54	-2.21%	41	94,781	2.1%	246.6	2.2%	15.3x	1.5x	SQURPHARMA	191,562	4.2%	127.3	10.3x	1.9x
Life Insurance	2,337	2,380	-43.01	-1.81%	13	67,351	1.5%	282.6	2.5%	NM	NM	ROBI	157,138	3.5%	68.7	NM	2.4x
Telecommunication	5,080	5,074	+6.09	+0.12%	3	598,168	13.2%	133.7	1.2%	15.9x	4.7x	RENATA	139,994	3.1%	28.6	25.3x	4.9x
Pharmaceutical	3,795	3,766	+29.14	+0.77%	32	712,747	15.8%	1,631.3	14.4%	17.6x	2.5x	UPGDCL	138,083	3.1%	3.1	11.2x	4.2x
Fuel & Power	1,736	1,744	-7.90	-0.45%	23	453,067	10.0%	438.9	3.9%	11.4x	1.2x	BEXIMCO	112,081	2.5%	1,000.6	7.8x	1.5x
Cement	2,456	2,431	+24.46	+1.01%	7	118,348	2.6%	152.8	1.4%	25.8x	2.6x	BERGERPBL	83,680	1.9%	9.6	27.1x	7.3x
Services & Real Estate	1,382	1,375	+6.98	+0.51%	8	52,262	1.2%	225.5	2.0%	72.7x	1.0x	LHBL	81,412	1.8%	127.5	20.9x	4.6x
Engineering	4,640	4,595	+45.34	+0.99%	42	543,309	12.0%	628.6	5.6%	18.9x	1.9x	MARICO	78,107	1.7%	24.6	22.3x	34.0x
Food & Allied	21,519	21,408	+110.89	+0.52%	21	382,121	8.5%	986.0	8.7%	22.9x	8.1x	ICB	77,842	1.7%	3.6	44.1x	1.7x
IT	2,522	2,541	-18.74	-0.74%	11	32,313	0.7%	325.0	2.9%	26.3x	2.3x	BXPBARMA	71,378	1.6%	194.7	12.4x	1.8x
Textile	1,706	1,679	+26.87	+1.60%	58	183,993	4.1%	3,233.9	28.6%	27.6x	1.1x	BRACBANK	59,863	1.3%	29.2	11.7x	1.0x
Paper & Printing	7,747	7,759	-12.52	-0.16%	6	28,358	0.6%	392.6	3.5%	NM	2.0x	BEACONPHAR	58,836	1.3%	7.5	62.9x	10.1x
Tannery	3,086	3,106	-19.97	-0.64%	6	32,960	0.7%	62.8	0.6%	34.4x	3.2x	ISLAMIBANK	52,486	1.2%	3.6	10.8x	0.8x
Jute	8,575	8,570	+4.74	+0.06%	3	1,976	0.0%	6.4	0.1%	NM	27.9x	DUTCHBANGL	44,945	1.0%	13.0	7.8x	1.2x
Ceramics	737	743	-5.81	-0.78%	5	32,842	0.7%	208.0	1.8%	30.8x	2.0x	TITASGAS	40,855	0.9%	47.6	12.2x	0.6x
Miscellaneous	4,408	4,381	+27.18	+0.62%	15	244,445	5.4%	1,363.7	12.1%	11.9x	2.0x	POWERGRID	37,775	0.8%	38.8	10.3x	0.4x
Bond**	89	89	+0.02	+0.02%	9	36,830	0.8%	2.4	0.0%	NM	NM	SUMITPOWER	37,376	0.8%	9.4	8.9x	1.0x

Top Ten Gainers	Close Price (BDT)	Δ%	Turnover (BDT Mn)	PE	PB
ACMEPL	41.8	+10.0%	282.8	24.8x	2.4x
OLYONCAP	8.8	+10.0%	21.8	NM	NM
OLYMPIC	136.1	+9.8%	558.5	18.5x	3.0x
ILFSL	6.7	+9.8%	22.6	NM	NM
KPPL	10.2	+8.5%	20.4	NM	NM
FASFIN	6.4	+8.5%	26.5	NM	NM
SIMTEX	21.0	+8.2%	114.6	24.7x	1x
GHCL	42.3	+7.9%	32.5	NM	0.8x
FEKDIL	19.9	+7.6%	68.6	30.1x	1.0x
MAKSONSPIN	25.9	+7.5%	309.9	7.4x	1.2x

Top Twenty Free Float Mcap	Free Float Mcap (BDT Mn)	% of Total Free Float Mcap	PE	PB
SQURPHARMA	125,339	7.4%	10.3x	1.9x
BEXIMCO	77,840	4.6%	7.8x	1.5x
BATBC	74,714	4.4%	18.2x	7.5x
RENATA	68,345	4.0%	25.3x	4.9x
BXPBARMA	49,836	2.9%	12.4x	1.8x
BEACONPHAR	41,185	2.4%	62.9x	10.1x
GP	40,468	2.4%	11.9x	8.0x
BRACBANK	32,183	1.9%	11.7x	1.0x
LHBL	28,755	1.7%	20.9x	4.6x
EBL	24,551	1.4%	7.8x	1.1x
ISLAMIBANK	23,577	1.4%	10.8x	0.8x
NBL	19,116	1.1%	NM	0.5x
PUBALIBANK	18,596	1.1%	5.5x	0.7x
CITYBANK	18,342	1.1%	4.8x	0.7x
OLYMPIC	16,507	1.0%	18.5x	3.0x
ROBI	15,714	0.9%	NM	2.4x
BSRMLTD	14,914	0.9%	5.1x	0.7x
ALARABANK	14,671	0.9%	12.0x	1.1x
ORIONPHARM	14,659	0.9%	22.4x	1.1x
IFIC	13,860	0.8%	12.1x	0.7x

Most Traded Share	Close Price (BDT)	Δ%	Turnover (BDT Mn)	PE	PB
BEXIMCO	127.9	+0.7%	1,000.6	7.8x	1.5x
OLYMPIC	136.1	+9.8%	558.5	18.5x	3.0x
MALEKSPIN	35.6	+4.1%	495.5	8.2x	0.7x
ORIONPHARM	92.1	+4.5%	314.6	22.4x	1.1x
MAKSONSPIN	25.9	+7.5%	309.9	7.4x	1.2x
SONALIPAPR	651.5	+0.1%	292.9	46.0x	2.6x
ACMEPL	41.8	+10.0%	282.8	24.8x	2.4x
BXPBARMA	160.0	+0.4%	194.7	12.4x	1.8x
INTRACO	34.7	-1.1%	191.5	33.2x	2.9x
IPDC	57.7	-2.5%	181.8	23.5x	3.4x

Top Ten Losers	Close Price (BDT)	Δ%	Turnover (BDT Mn)	PE	PB
FEDERALINS	26.7	-6.6%	5.9	18.4x	2.0x
DGIC	30.2	-5.0%	5.4	22.4x	2x
DELTA LIFE	148.4	-4.8%	170.0	NM	NM
ASIAPACINS	46.7	-4.1%	2.3	19.6x	1.9x
ICBPMF1S1	7.2	-4.0%	1.6	NM	1.3x
PEOPLESINS	38.6	-4.0%	10.7	15.1x	1.2x
NORTHNRINS	41.5	-3.9%	4.3	21.8x	1.9x
ASIAINS	54.6	-3.7%	14.7	17.0x	2.1x
NRBCBANK	18.3	-3.7%	33.5	6.7x	1.2x
EIL	29.1	-3.6%	18.8	16.3x	1.6x

Block Trade	Maximum Price (BDT)	Minimum Price (BDT)	No. of Trade	Quantity ('000)	Turnover (BDT Mn)
SQURPHARMA	222.5	214.9	2.0	606	130.33
FORTUNE	86.1	79.5	8.0	1,533	125.33
BNICL	65.0	65.0	1.0	1,076	69.97
DELTA LIFE	141.8	141.6	3.0	400	56.72
IPDC	60.9	60.9	1.0	930	56.64
MARICO	2,461.8	2,461.8	1.0	15	36.93
NBL	9.0	9.0	1.0	4,000	36.00
SUNLIFEINS	64.0	62.0	6.0	179	11.23
PRIMEINSUR	91.0	82.8	3.0	95	8.11
LHBL	74.0	74.0	1.0	100	7.40

\*NBFI Sector PE calculation methodology has been modified to reflect positive earnings only.

\*\* The base of the Bond index starts at 100, starting from Jan 13, 2022

Block Trade	Maximum Price (BDT)	Minimum Price (BDT)	Turnover (BDT Mn)	Quantity ('000)	No. of Trade
SQRPHARMA	222.5	214.9	130.3	606	2
FORTUNE	86.1	79.5	125.3	1,533	8
BNICL	65.0	65.0	70.0	1,076	1
DELTALIFE	141.8	141.6	56.7	400	3
IPDC	60.9	60.9	56.6	930	1
MARICO	2,461.8	2,461.8	36.9	15	1
NBL	9.0	9.0	36.0	4,000	1
SUNLIFEINS	64.0	62.0	11.2	179	6
PRIMEINSUR	91.0	82.8	8.1	95	3
LHBL	74.0	74.0	7.4	100	1
MHSML	31.8	30.3	6.7	220	3
MALEKSPIN	35.0	34.8	5.5	158	3
HRTEX	140.0	128.5	5.5	42	6
SEAPEARL	47.5	47.0	5.0	105	3
FAREASTLIF	86.0	81.0	4.9	58	2
GSPFINANCE	33.0	32.6	4.4	135	3
INTRACO	35.6	35.6	4.1	115	1
PHOENIXFIN	19.5	19.5	3.9	200	1
SALVOCHEM	74.0	66.0	3.4	49	3
AL-HAJTEX	136.3	134.0	3.4	25	2
BRACBANK	40.2	40.2	3.2	80	1
MAKSONSPIN	24.9	24.9	2.5	100	1
<b>Total</b>			<b>612.4</b>		<b>79</b>

**Upcoming Corporate Events**

DSE Ticker	Right Share	Dividend		Event	Date
		Stock	Cash		
Grameenphone Ltd.	-	0.0%	125.0%	Record Date	10-Aug-22
LafargeHolcim Bangladesh Limited	-	0.0%	15.0%	Record Date	11-Aug-22
Libra Infusions Limited	-	0.0%	5.0%	Record Date	11-Aug-22
Rupali Life Insurance Company Limited	-	0.0%	18.0%	Record Date	17-Aug-22
Marico Bangladesh Limited	-	0.0%	300.0%	Record Date	21-Aug-22
First Finance Limited	-	0.0%	0.0%	Record Date	24-Aug-22
Popular Life Insurance Co. Ltd.	-	0.0%	40.0%	Record Date	25-Aug-22
Sonar Bangla Insurance Ltd.	-	0.0%	15.0%	Record Date	25-Aug-22
Sonali Life Insurance Company Limited	-	0.0%	13.0%	Record Date	31-Aug-22

**Important DSE News**
**PTL**

Refer to their earlier news disseminated by DSE on 12.04.2022 regarding investment/acquire in a 100MW(AC) Grid-Tied Solar PV Power Plant, the Company has further informed that the Board of Directors has decided to execute the transfer of 61,99,867 shares of Dynamic Sun Energy Private Ltd. (DSEPL) where Shapoorji Pallonji Infrastructure Capital Company Private Limited owned 61,99,859 shares and Mr. Sunil Kulkarni owned 08 shares to Paramount Textile Limited whose value will be BDT 5,26,98,870.00 only.

**CITYBANK**

Mrs. Hosne Ara Aziz, one of the Sponsors of the Company, has expressed her intention to sell 10,00,000 shares out of her holding 15,11,925 shares of the Company at prevailing market price (in the Public Market) through Dhaka Stock Exchange within next 30 working days.

**AGRANINS**

The Company has informed that Mr. A.Y. Shahidul Islam, one of the Sponsors of the company passed away on 23.07.2019. His holding 82,016 shares will be transmitted to his successor (Daughter) according to the Succession Certificate issued by the Honorable Court.

**Disclaimer:** This report has been prepared by BRAC EPL Stock Brokerage Ltd and is provided for information purposes. It is not, under any circumstances, to be used or considered as an offer to sell, or a solicitation of any offer to buy. Reasonable care has been taken to ensure that the information is not untrue and misleading. BRAC EPL Stock Brokerage Ltd makes no representation or warranty as to the accuracy or completeness of such information. All opinions and estimates included in this report constitute our judgment as of this date and are subject to change without notice.