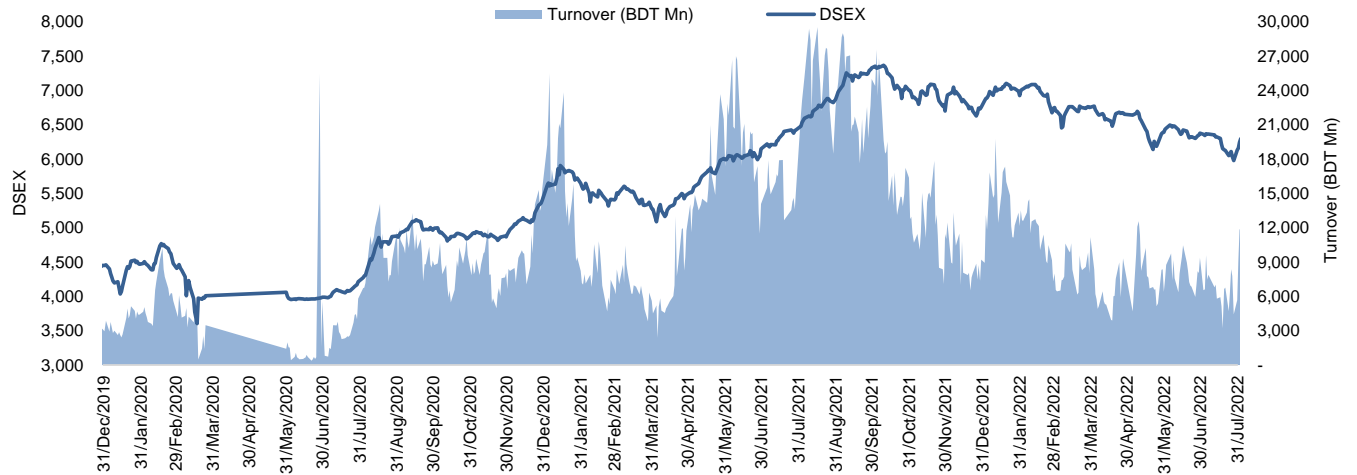


**Daily Market Update**

The market closed in red today. The benchmark index DSEX (-0.13%) lost 8.25 points and closed at 6,304.00. The blue-chip index DS30 (-0.25%), the Shariah-based index DSES (+0.12%), and the large-cap index CDSET (-0.15%) closed at 2,259.57, 1,376.84, and 1,248.44 points, respectively. Large-cap sectors posted mixed performance today. Food & Allied booked the highest gain of 1.34% followed by NBF1 (+1.04%), Telecommunication (+0.82%), Fuel & Power (+0.42%). Bank experienced the highest loss of 0.54% followed by Pharmaceutical (-0.35%), Engineering (-0.34%). Block trades contributed 0.7% of the overall market turnover. Bangladesh Export Import Company Ltd. (-1.8%) was the most traded share with a turnover of BDT 1,018 million.



Index	Closing	Opening	Point Δ	%Δ	YTD %Δ
DSEX	6,304.00	6,312.25	-8.25	-0.13%	-6.7%
DS30	2,259.57	2,265.20	-5.64	-0.25%	-10.8%
DSES	1,376.84	1,375.19	+1.64	+0.12%	-3.8%
CDSET	1,248.44	1,250.31	-1.87	-0.15%	-8.1%

	Advanced	Declined	Unchanged	Total
All Category	124	187	69	380
A Category (Equity)	80	138	43	261
B Category (Equity)	39	39	12	90
N Category (Equity)	2	3	1	6
Z Category (Equity)	3	7	13	23
Mutual Funds	8	7	19	34
Corporate Bonds	0	1	2	3

		Today	Last Day	Daily %Δ
Mcap	Mn BDT	5,138,626	5,134,774	
	Mn USD	54,262	54,221	+0.1%
Turnover	Mn BDT	11,173	11,903	-6.1%
	Mn USD	118	126	
Volume	Mn Shares	346	312	+10.8%
No. of Trade		198,404	201,219	-1.4%

\* Exchange Rate is BDT 94.70 as of Aug 07, 2022

Figure: Sectorial Turnover (BDT)

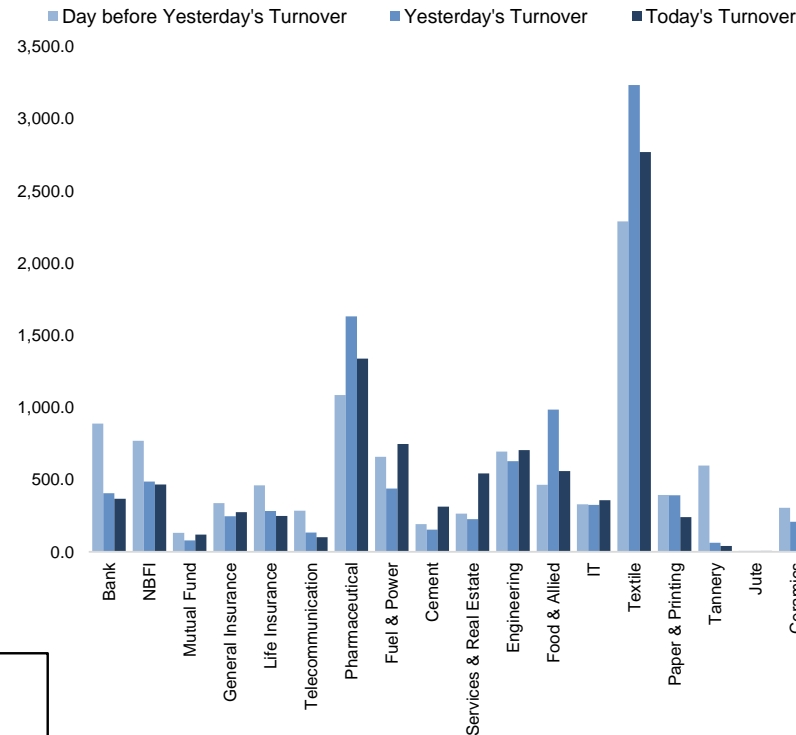
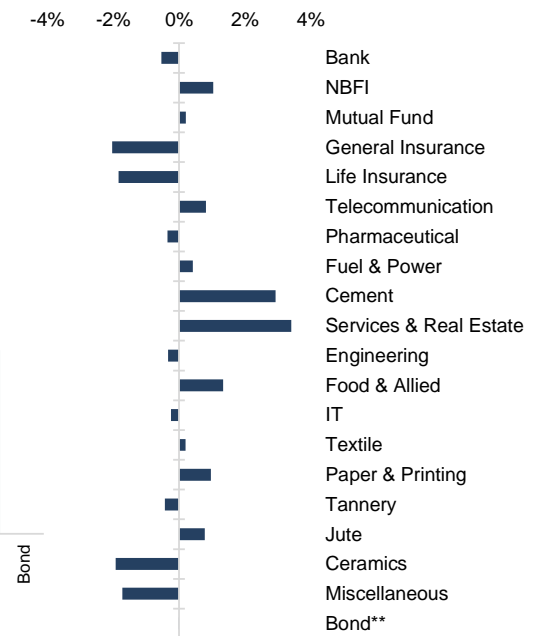


Figure: Sectorial Mcap Change



Market PE 15.7x  
Market PB 1.7x

<b>Fahim Hassan</b> Research Associate (880) 1709636546 fahim.hassan@bracepl.com	<b>Billal Hossain</b> Research Associate (880) 1708805229 billal.hossain@bracepl.com
---	---

Sector Index	Closing	Opening	Points Δ	%Δ	No. of Companies	Mcap (BDT Mn)	% of Total Mcap	Turnover (BDT Mn)	% of Total Turnover	PE	PB	Top Twenty Market Cap	Mcap (BDT Mn)	% of Total Mcap	Turnover (BDT Mn)	PE	PB
Bank	1,446	1,454	-7.82	-0.54%	33	666,852	14.7%	366.6	3.4%	7.8x	0.8x	GP	409,681	9.1%	57.6	12.0x	8.1x
NBFI	2,008	1,988	+20.73	+1.04%	23	197,806	4.4%	465.5	4.4%	NM	3.8x	WALTONHIL	327,738	7.3%	18.1	22.9x	3.4x
Mutual Fund	883	881	+1.86	+0.21%	36	38,929	0.9%	119.1	1.1%	NM	0.8x	BATBC	286,254	6.3%	64.1	18.5x	7.6x
General Insurance	3,142	3,207	-64.99	-2.03%	41	92,860	2.1%	275.2	2.6%	15.0x	1.5x	SQURPHARMA	190,676	4.2%	59.7	10.3x	1.9x
Life Insurance	2,294	2,337	-42.85	-1.83%	13	66,116	1.5%	248.4	2.3%	NM	NM	ROBI	157,138	3.5%	20.0	NM	2.4x
Telecommunication	5,122	5,080	+41.73	+0.82%	3	603,082	13.3%	101.5	1.0%	16.1x	4.8x	RENATA	139,876	3.1%	13.5	25.3x	4.9x
Pharmaceutical	3,782	3,795	-13.31	-0.35%	32	710,249	15.7%	1,338.5	12.5%	17.5x	2.5x	UPGDCL	137,562	3.0%	5.1	11.1x	4.2x
Fuel & Power	1,743	1,736	+7.33	+0.42%	23	454,980	10.1%	747.5	7.0%	11.4x	1.2x	BEXIMCO	110,066	2.4%	1,018.0	7.7x	1.4x
Cement	2,528	2,456	+71.96	+2.93%	7	121,816	2.7%	313.8	2.9%	26.5x	2.6x	LHBL	84,548	1.9%	287.9	21.7x	4.8x
Services & Real Estate	1,429	1,382	+47.16	+3.41%	8	54,045	1.2%	542.9	5.1%	75.2x	1.0x	BERGERPBL	82,131	1.8%	5.7	26.6x	7.2x
Engineering	4,625	4,640	-15.59	-0.34%	42	541,484	12.0%	704.6	6.6%	18.9x	1.9x	ICB	79,292	1.8%	6.9	44.9x	1.8x
Food & Allied	21,807	21,519	+288.15	+1.34%	21	387,238	8.6%	559.9	5.2%	23.2x	8.2x	MARICO	77,550	1.7%	3.7	22.1x	33.7x
IT	2,516	2,522	-6.16	-0.24%	11	32,234	0.7%	358.4	3.4%	26.2x	2.3x	BXPHARMA	70,976	1.6%	98.7	12.4x	1.8x
Textile	1,709	1,706	+3.38	+0.20%	58	184,357	4.1%	2,768.3	26.0%	27.7x	1.1x	BRACBANK	59,115	1.3%	11.3	11.6x	1.0x
Paper & Printing	7,822	7,747	+75.21	+0.97%	6	28,633	0.6%	239.8	2.2%	NM	2.0x	BEACONPHAR	57,658	1.3%	3.5	61.6x	9.9x
Tannery	3,073	3,086	-13.14	-0.43%	6	32,819	0.7%	40.1	0.4%	34.3x	3.2x	ISLAMIBANK	52,486	1.2%	1.1	10.8x	0.8x
Jute	8,642	8,575	+67.06	+0.78%	3	1,991	0.0%	5.3	0.0%	NM	28.1x	DUTCHBANGL	45,154	1.0%	18.5	7.8x	1.2x
Ceramics	723	737	-14.17	-1.92%	5	32,210	0.7%	198.5	1.9%	30.2x	1.9x	TITASGAS	41,251	0.9%	73.7	12.3x	0.6x
Miscellaneous	4,332	4,408	-76.03	-1.72%	15	240,229	5.3%	1,270.7	11.9%	11.7x	2.0x	POWERGRID	37,632	0.8%	28.4	10.3x	0.4x
Bond**	89	89	-0.00	-0.00%	9	36,830	0.8%	1.6	0.0%	NM	NM	SUMITPOWER	36,949	0.8%	11.8	8.8x	1.0x

Top Ten Gainers	Close Price (BDT)	Δ%	Turnover (BDT Mn)	PE	PB
SEAPEARL	53.0	+10.0%	209.5	NM	4.6x
RDFOOD	42.7	+8.9%	87.6	28.7x	2.8x
PENINSULA	31.3	+8.3%	60.6	46.7x	1.0x
PDL	13.2	+8.2%	135.3	NM	1.0x
INTRACO	37.5	+8.1%	368.9	35.9x	3.2x
REGENTTEX	11.3	+7.6%	22.3	NM	0.4x
QUEENSOUTH	28.5	+7.1%	250.7	15.8x	2x
UNIONCAP	9.4	+6.8%	20.4	NM	NM
ILFSL	7.1	+6.0%	19.0	NM	NM
EBLNRBMF	7.3	+5.8%	49.0	NM	0.8x

Top Twenty Free Float Mcap	Free Float Mcap (BDT Mn)	% of Total Free Float Mcap	PE	PB
SQURPHARMA	124,759	7.3%	10.3x	1.9x
BEXIMCO	76,441	4.5%	7.7x	1.4x
BATBC	75,714	4.5%	18.5x	7.6x
RENATA	68,288	4.0%	25.3x	4.9x
BXPHARMA	49,556	2.9%	12.4x	1.8x
GP	40,968	2.4%	12.0x	8.1x
BEACONPHAR	40,360	2.4%	61.6x	9.9x
BRACBANK	31,780	1.9%	11.6x	1.0x
LHBL	29,862	1.8%	21.7x	4.8x
EBL	24,031	1.4%	7.6x	1.1x
ISLAMIBANK	23,577	1.4%	10.8x	0.8x
NBL	19,116	1.1%	NM	0.5x
PUBALIBANK	18,525	1.1%	5.5x	0.7x
CITYBANK	18,099	1.1%	4.7x	0.7x
OLYMPIC	17,307	1.0%	19.4x	3.1x
ROBI	15,714	0.9%	NM	2.4x
BSRMLTD	14,770	0.9%	5.1x	0.7x
ALARABANK	14,671	0.9%	12.0x	1.1x
ORIONPHARM	14,659	0.9%	22.4x	1.1x
UPGDCL	13,756	0.8%	11.1x	4.2x

Most Traded Share	Close Price (BDT)	Δ%	Turnover (BDT Mn)	PE	PB
BEXIMCO	125.6	-1.8%	1,018.0	7.7x	1.4x
INTRACO	37.5	+8.1%	368.9	35.9x	3.2x
LHBL	72.8	+3.9%	287.9	21.7x	4.8x
MALEKSPIN	36.6	+2.8%	264.7	8.5x	0.8x
QUEENSOUTH	28.5	+7.1%	250.7	15.8x	1.8x
MAKSONSPIN	26.8	+3.5%	243.1	7.7x	1.2x
SALVOCHEM	68.8	+2.5%	240.5	28.6x	4.6x
OLYMPIC	142.7	+4.8%	237.9	19.4x	3.1x
ORIONPHARM	92.1	-	231.3	22.4x	1.1x
SEAPEARL	53.0	+10.0%	209.5	NM	4.6x

Top Ten Losers	Close Price (BDT)	Δ%	Turnover (BDT Mn)	PE	PB
HWAWELLTEX	54.4	-5.9%	23.3	12.4x	1.7x
DELTA LIFE	140.7	-5.2%	169.2	NM	NM
SAVAREFR	261.1	-5.0%	2.6	NM	3730.0x
ISLAMIINS	42.1	-4.5%	3.7	13.6x	2.3x
AMBEEPHA	529.3	-4.2%	5.1	NM	27.3x
BIFC	12.2	-3.9%	6.1	NM	NM
KPPL	9.8	-3.9%	4.4	NM	NM
WATACHEM	212.6	-3.8%	7.9	46.4x	3.5x
HRTEX	127.5	-3.6%	48.4	40.4x	3.0x
PURABIGEN	27.4	-3.5%	3.9	23.4x	2.0x

Block Trade	Maximum Price (BDT)	Minimum Price (BDT)	No. of Trade	Quantity ('000)	Turnover (BDT Mn)
NBL	9.0	9.0	2.0	20,000	180.00
ICBIBANK	6.1	6.1	1.0	10,220	62.34
ISLAMIBANK	33.5	33.5	1.0	1,705	57.10
LHBL	76.4	69.0	3.0	710	54.14
SEAPEARL	50.6	48.8	8.0	698	34.69
FORTUNE	86.5	79.5	9.0	226	18.71
SALVOCHEM	70.0	65.8	5.0	203	13.91
AL-HAJTEX	136.0	132.5	7.0	93	12.45
SONALIPAPR	640.0	635.0	3.0	19	12.35
INTRACO	34.6	32.2	6.0	226	7.35

\*NBFI Sector PE calculation methodology has been modified to reflect positive earnings only.

\*\* The base of the Bond index starts at 100, starting from Jan 13, 2022

Block Trade	Maximum Price (BDT)	Minimum Price (BDT)	Turnover (BDT Mn)	Quantity ('000)	No. of Trade
NBL	9.0	9.0	180.0	20,000	2
ICBIBANK	6.1	6.1	62.3	10,220	1
ISLAMIBANK	33.5	33.5	57.1	1,705	1
LHBL	76.4	69.0	54.1	710	3
SEAPEARL	50.6	48.8	34.7	698	8
FORTUNE	86.5	79.5	18.7	226	9
SALVOCHEM	70.0	65.8	13.9	203	5
AL-HAJTEX	136.0	132.5	12.5	93	7
SONALIPAPR	640.0	635.0	12.4	19	3
INTRACO	34.6	32.2	7.4	226	6
BEXIMCO	126.9	126.9	6.3	50	1
BRACBANK	42.5	42.5	4.9	115	1
YPL	21.1	21.1	4.2	200	1
KDSALTD	86.2	86.2	4.1	47	1
MALEKSPIN	36.0	36.0	3.6	100	1
EBLNRBMF	6.9	6.9	3.5	500	2
PRIMEINSUR	83.0	82.8	2.9	35	2
MATINSPINN	84.2	84.2	2.8	33	1
RDFOOD	40.5	36.9	2.5	65	2
DSSL	20.0	19.5	2.3	118	3
ESQUIRENIT	40.0	39.5	1.9	48	2
MHSML	31.8	31.4	1.7	53	2
<b>Total</b>			<b>507.2</b>		<b>81</b>

**Upcoming Corporate Events**

DSE Ticker	Right Share	Dividend		Event	Date
		Stock	Cash		
Grameenphone Ltd.	-	0.0%	125.0%	Record Date	10-Aug-22
LafargeHolcim Bangladesh Limited	-	0.0%	15.0%	Record Date	11-Aug-22
Libra Infusions Limited	-	0.0%	5.0%	Record Date	11-Aug-22
Rupali Life Insurance Company Limited	-	0.0%	18.0%	Record Date	17-Aug-22
Marico Bangladesh Limited	-	0.0%	300.0%	Record Date	21-Aug-22
First Finance Limited	-	0.0%	0.0%	Record Date	24-Aug-22
Popular Life Insurance Co. Ltd.	-	0.0%	40.0%	Record Date	25-Aug-22
Sonar Bangla Insurance Ltd.	-	0.0%	15.0%	Record Date	25-Aug-22
City Bank Perpetual Bond	-	0.0%	9.6%	Record Date	29-Aug-22
Sonali Life Insurance Company Limited	-	0.0%	13.0%	Record Date	31-Aug-22

**Important DSE News**
**CBLPBOND**

The Trustee of City Bank Perpetual Bond has approved 1st semi-annual coupon payment @ 9.58% for the period from March 01, 2022 to August 31, 2022. Record Date for entitlement of Coupon of the Bond: 29.08.2022.

**ALARABANK**

Mr. Mohammed Haroon, one of the Sponsors of the company, has expressed his intention to transfer 1,59,83,000 shares out of his total holding of 2,14,22,224 shares of the Company to his son Anwar Hossain (General Shareholder of the company), by way of gift outside the trading system of the Exchange within next 30 working days from the date of issuance of approval letter by DSE.

**MERCANBANK**

Mrs. Bilkis Begum, one of the Sponsors of the Company, has further informed that she has completed her sale of 5,00,000 shares of the Company at prevailing market price through Dhaka Stock Exchange as per declaration disseminated on 14.07.2022.

**PHENIXINS**

The Company has further informed that 2,81,250 shares of Late Abdur Rahman, one of the Sponsors of the company, have been transmitted among his successors according to the Succession Certificate issued by the Honorable Court.

**Disclaimer:** This report has been prepared by BRAC EPL Stock Brokerage Ltd and is provided for information purposes. It is not, under any circumstances, to be used or considered as an offer to sell, or a solicitation of any offer to buy. Reasonable care has been taken to ensure that the information is not untrue and misleading. BRAC EPL Stock Brokerage Ltd makes no representation or warranty as to the accuracy or completeness of such information. All opinions and estimates included in this report constitute our judgment as of this date and are subject to change without notice.