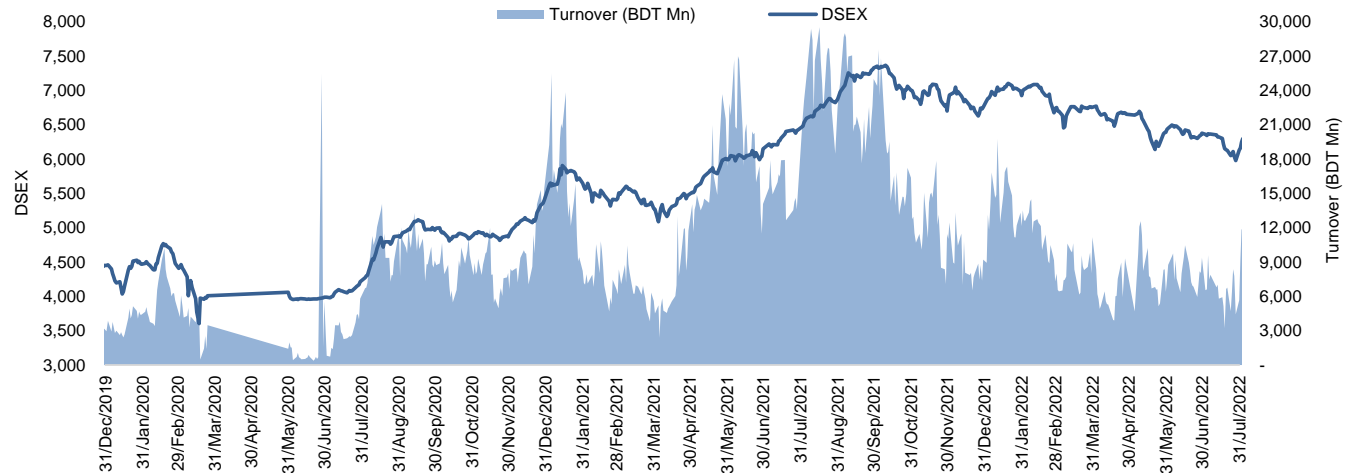


Daily Market Update

The market closed in red today. The benchmark index DSEX (-1.25%) lost 78.05 points and closed at 6,180.90. The blue-chip index DS30 (-1.19%), the Shariah-based index DSES (-1.01%), and the large-cap index CDSET (-1.03%) closed at 2,210.96, 1,354.42, and 1,223.20 points, respectively. All the large-cap sectors posted negative performance today. Engineering experienced the highest loss of 1.55% followed by NBF (-1.36%), Fuel & Power (-0.95%), Pharmaceutical (-0.92%), Food & Allied (-0.76%), Bank (-0.49%), and Telecommunication (-0.07%), respectively. Block trades contributed 1.0% of the overall market turnover. Bangladesh Export Import Company Ltd. (-3.3%) was the most traded share with a turnover of BDT 666 million.



Index	Closing	Opening	Point Δ	%Δ	YTD %Δ
DSEX	6,180.90	6,258.95	-78.05	-1.25%	-8.5%
DS30	2,210.96	2,237.60	-26.64	-1.19%	-12.7%
DSES	1,354.42	1,368.24	-13.82	-1.01%	-5.4%
CDSET	1,223.20	1,235.95	-12.75	-1.03%	-10.0%

	Advanced	Declined	Unchanged	Total
All Category	26	279	74	379
A Category (Equity)	19	195	45	259
B Category (Equity)	3	72	16	91
N Category (Equity)	0	5	1	6
Z Category (Equity)	4	7	12	23
Mutual Funds	0	17	18	35
Corporate Bonds	0	1	2	3

		Today	Last Day	Daily %Δ
Mcap	Mn BDT	5,067,464	5,112,061	
	Mn USD	53,454	53,925	-0.9%
Turnover	Mn BDT	7,995	10,835	
	Mn USD	84	114	-26.2%
Volume	Mn Shares	231	300	-22.8%
No. of Trade		148,835	188,447	-21.0%

* Exchange Rate is BDT 94.80 as of Aug 10, 2022

Figure: Sectorial Turnover (BDT)

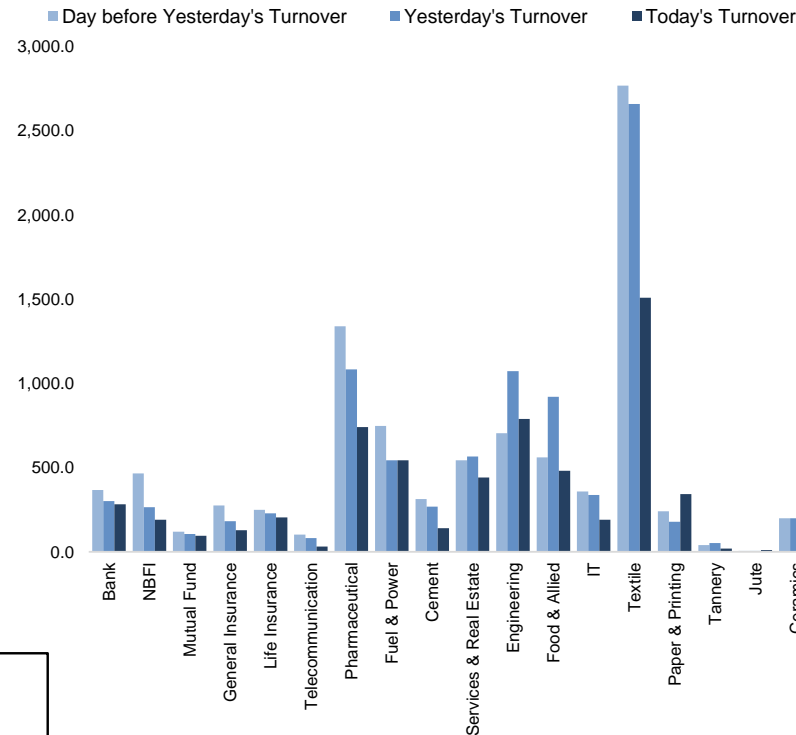
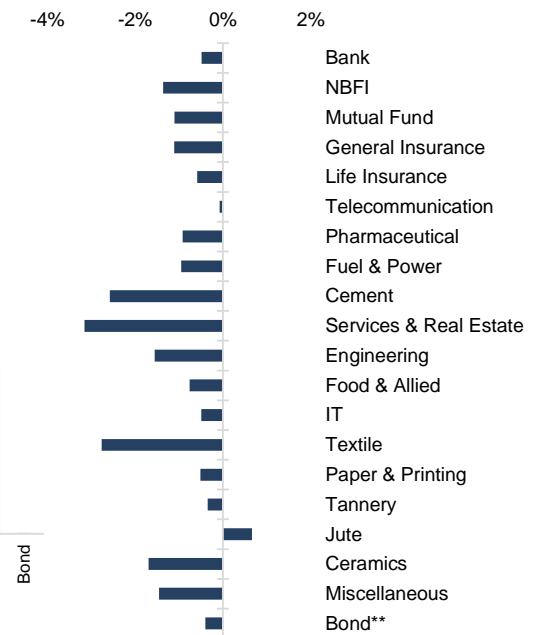


Figure: Sectorial Mcap Change



Market PE 15.6x
Market PB 1.7x

Fahim Hassan Research Associate (880) 1709636546 fahim.hassan@bracepl.com	Billal Hossain Research Associate (880) 1708805229 billal.hossain@bracepl.com
---	---

Sector Index	Closing	Opening	Points Δ	%Δ	No. of Companies	Mcap (BDT Mn)	% of Total Mcap	Turnover (BDT Mn)	% of Total Turnover	PE	PB	Top Twenty Market Cap	Mcap (BDT Mn)	% of Total Mcap	Turnover (BDT Mn)	PE	PB
Bank	1,426	1,433	-6.98	-0.49%	33	657,682	14.8%	281.9	3.9%	7.7x	0.7x	GP	408,736	9.2%	0.0	12.0x	8.1x
NBFI	1,950	1,977	-26.93	-1.36%	23	192,073	4.3%	190.9	2.6%	NM	3.7x	WALTONHIL	320,650	7.2%	9.2	26.4x	3.2x
Mutual Fund	872	881	-9.70	-1.10%	36	38,417	0.9%	94.9	1.3%	NM	0.8x	BATBC	280,800	6.3%	83.9	18.1x	7.4x
General Insurance	3,093	3,128	-34.70	-1.11%	41	91,428	2.1%	128.0	1.8%	14.7x	1.5x	SQURPHARMA	188,903	4.2%	27.5	10.2x	1.9x
Life Insurance	2,288	2,301	-13.45	-0.58%	13	65,925	1.5%	203.7	2.8%	NM	NM	ROBI	157,138	3.5%	6.1	NM	2.4x
Telecommunication	5,113	5,117	-3.64	-0.07%	3	602,005	13.5%	31.6	0.4%	16.0x	4.7x	RENATA	139,694	3.1%	11.7	25.2x	4.9x
Pharmaceutical	3,721	3,756	-34.50	-0.92%	32	698,831	15.7%	741.1	10.2%	17.2x	2.5x	UPGDCL	136,170	3.1%	3.1	11.0x	4.2x
Fuel & Power	1,721	1,737	-16.49	-0.95%	23	449,124	10.1%	542.9	7.5%	11.3x	1.1x	BEXIMCO	103,931	2.3%	665.9	7.2x	1.3x
Cement	2,441	2,505	-64.61	-2.58%	7	117,623	2.6%	140.4	1.9%	25.6x	2.6x	BERGERPBL	82,785	1.9%	19.9	26.9x	7.2x
Services & Real Estate	1,396	1,442	-45.45	-3.15%	8	52,796	1.2%	441.1	6.1%	73.5x	1.0x	LHBL	81,180	1.8%	124.6	20.8x	4.6x
Engineering	4,546	4,618	-71.78	-1.55%	42	532,323	12.0%	789.4	10.8%	20.0x	1.9x	MARICO	77,900	1.8%	19.9	22.2x	33.9x
Food & Allied	21,348	21,511	-162.87	-0.76%	21	379,089	8.5%	480.6	6.6%	22.7x	8.0x	ICB	76,794	1.7%	1.1	43.5x	1.7x
IT	2,488	2,501	-12.27	-0.49%	11	31,882	0.7%	190.5	2.6%	25.9x	2.2x	BXPBARMA	67,318	1.5%	90.0	11.7x	1.7x
Textile	1,648	1,694	-46.81	-2.76%	58	177,722	4.0%	1,509.4	20.7%	26.7x	1.1x	BRACBANK	59,115	1.3%	52.7	11.6x	1.0x
Paper & Printing	7,826	7,866	-40.15	-0.51%	6	28,646	0.6%	342.5	4.7%	NM	2.0x	BEACONPHAR	56,641	1.3%	2.4	60.5x	9.7x
Tannery	3,049	3,059	-10.56	-0.35%	6	32,559	0.7%	18.6	0.3%	34.0x	3.1x	ISLAMIBANK	52,486	1.2%	6.1	10.8x	0.8x
Jute	8,722	8,665	+57.31	+0.66%	3	2,010	0.0%	10.4	0.1%	NM	28.4x	DUTCHBANGL	44,598	1.0%	3.0	7.7x	1.2x
Ceramics	717	730	-12.37	-1.70%	5	31,979	0.7%	151.4	2.1%	30.0x	1.9x	TITASGAS	40,657	0.9%	74.6	12.2x	0.6x
Miscellaneous	4,221	4,284	-62.36	-1.46%	15	234,081	5.3%	982.7	13.5%	11.4x	2.0x	POWERGRID	37,347	0.8%	44.3	10.2x	0.4x
Bond**	90	90	-0.36	-0.40%	9	37,280	0.8%	3.8	0.1%	NM	NM	SUMITPOWER	36,735	0.8%	4.9	8.8x	1.0x

Top Ten Gainers	Close Price (BDT)	Δ%	Turnover (BDT Mn)	PE	PB
JUTESPINN	190.8	+9.4%	8.9	NM	NM
SHURWID	20.7	+5.1%	85.0	NM	1.6x
SALAMCRST	35.6	+5.0%	35.6	89.0x	1.9x
AMANFEED	37.6	+4.4%	89.9	15.5x	1.1x
APEXSPINN	140.0	+3.2%	15.6	45.2x	2.4x
SINOBANGLA	57.4	+3.1%	50.9	32.4x	2.1x
AIL	56.0	+2.4%	82.3	36.4x	3x
DESCO	37.7	+1.9%	0.9	18.9x	0.6x
DOMINAGE	23.6	+1.7%	27.4	46.3x	1.4x
BDTHAI	18.1	+1.7%	56.5	55.3x	0.6x

Top Twenty Free Float Mcap	Free Float Mcap (BDT Mn)	% of Total Free Float Mcap	PE	PB
SQURPHARMA	123,599	7.4%	10.2x	1.9x
BATBC	74,272	4.5%	18.1x	7.4x
BEXIMCO	72,180	4.3%	7.2x	1.3x
RENATA	68,199	4.1%	25.2x	4.9x
BXPBARMA	47,002	2.8%	11.7x	1.7x
GP	40,874	2.5%	12.0x	8.1x
BEACONPHAR	39,649	2.4%	60.5x	9.7x
BRACBANK	31,780	1.9%	11.6x	1.0x
LHBL	28,673	1.7%	20.8x	4.6x
EBL	23,956	1.4%	7.6x	1.0x
ISLAMIBANK	23,577	1.4%	10.8x	0.8x
NBL	19,116	1.1%	NM	0.5x
PUBALIBANK	18,384	1.1%	5.4x	0.7x
CITYBANK	17,695	1.1%	4.6x	0.7x
ROBI	15,714	0.9%	NM	2.4x
OLYMPIC	15,658	0.9%	17.6x	2.8x
ALARABANK	14,733	0.9%	12.1x	1.1x
BSRMLTD	14,465	0.9%	5.0x	0.7x
UPGDCL	13,617	0.8%	11.0x	4.2x
SUMITPOWER	13,515	0.8%	8.8x	1.0x

Most Traded Share	Close Price (BDT)	Δ%	Turnover (BDT Mn)	PE	PB
BEXIMCO	118.6	-3.3%	665.9	7.2x	1.3x
SONALIPAPR	677.2	+1.1%	289.2	47.9x	2.7x
SEAPEARL	55.6	-1.4%	269.6	NM	4.8x
MALEKSPIN	35.4	-4.1%	264.2	8.2x	0.7x
INTRACO	36.7	-4.7%	258.8	35.1x	3.1x
COPPERTECH	43.0	-4.2%	154.6	24.9x	3.3x
OLYMPIC	129.1	-2.9%	145.1	17.6x	2.8x
LHBL	69.9	-3.2%	124.6	20.8x	4.6x
DELTALIFE	141.4	-0.8%	122.8	NM	NM
ORIONINFU	133.7	-0.1%	115.6	79.4x	9.9x

Top Ten Losers	Close Price (BDT)	Δ%	Turnover (BDT Mn)	PE	PB
MHSMML	29.4	-7.5%	24.9	13.8x	1.8x
SONARGAON	61.4	-7.0%	70.0	NM	5x
SIMTEX	19.0	-6.9%	28.6	22.3x	0.9x
BDTHAIFOOD	38.3	-6.8%	42.9	52.6x	2.7x
GHCL	38.2	-6.6%	8.1	NM	0.7x
SKTRIMS	27.3	-6.5%	19.3	34.1x	1.9x
ILFSL	6.3	-6.0%	8.0	NM	NM
MAKSONSPIN	24.3	-5.8%	98.7	6.9x	1.1x
BIFC	11.5	-5.7%	4.8	NM	NM
FEKDIL	18.4	-5.6%	21.5	27.9x	1.0x

Block Trade	Maximum Price (BDT)	Minimum Price (BDT)	No. of Trade	Quantity ('000)	Turnover (BDT Mn)
NBL	9.0	9.0	3.0	25,432	228.89
SONALIPAPR	675.0	640.0	5.0	149	100.35
DELTALIFE	145.0	143.3	2.0	580	83.29
BATBC	520.0	520.0	8.0	120	62.40
IPDC	60.0	57.7	8.0	730	42.52
ORIONPHARM	97.5	97.5	1.0	435	42.41
FORTUNE	87.1	79.5	9.0	448	36.03
GSPFINANCE	34.1	32.6	5.0	945	31.35
PRIMEBANK	20.5	20.2	5.0	1,448	29.58
DSSL	18.8	18.8	1.0	500	9.40

*NBFI Sector PE calculation methodology has been modified to reflect positive earnings only.

** The base of the Bond index starts at 100, starting from Jan 13, 2022

Block Trade	Maximum Price (BDT)	Minimum Price (BDT)	Turnover (BDT Mn)	Quantity ('000)	No. of Trade
NBL	9.0	9.0	228.9	25,432	3
SONALIPAPR	675.0	640.0	100.4	149	5
DELTALIFE	145.0	143.3	83.3	580	2
BATBC	520.0	520.0	62.4	120	8
IPDC	60.0	57.7	42.5	730	8
ORIONPHARM	97.5	97.5	42.4	435	1
FORTUNE	87.1	79.5	36.0	448	9
GSPFINANCE	34.1	32.6	31.4	945	5
PRIMEBANK	20.5	20.2	29.6	1,448	5
DSSL	18.8	18.8	9.4	500	1
SPCERAMICS	49.0	49.0	7.4	150	1
AL-HAJTEX	136.5	132.3	6.3	47	4
INDEXAGRO	116.0	115.0	5.4	47	2
PRIMEINSUR	82.8	82.8	4.8	58	4
SEAPEARL	53.5	53.5	3.4	64	1
AIL	54.4	54.3	2.7	50	2
MATINSPINN	83.8	83.8	2.5	30	1
STANDBANKL	8.9	8.9	2.5	278	1
HRTEX	139.9	130.0	2.1	16	3
GENEXIL	68.5	68.5	1.8	26	1
KDSALTD	82.1	82.1	1.6	20	1
SHEPHERD	27.8	27.8	1.6	58	2
Total			719.1		83

Upcoming Corporate Events

DSE Ticker	Right Share	Dividend		Event	Date
		Stock	Cash		
LafargeHolcim Bangladesh Limited	-	0.0%	15.0%	Record Date	11-Aug-22
Libra Infusions Limited	-	0.0%	5.0%	Record Date	11-Aug-22
Rupali Life Insurance Company Limited	-	0.0%	18.0%	Record Date	17-Aug-22
Marico Bangladesh Limited	-	0.0%	300.0%	Record Date	21-Aug-22
First Finance Limited	-	0.0%	0.0%	Record Date	24-Aug-22
Popular Life Insurance Co. Ltd.	-	0.0%	40.0%	Record Date	25-Aug-22
Sonar Bangla Insurance Ltd.	-	0.0%	15.0%	Record Date	25-Aug-22
City Bank Perpetual Bond	-	0.0%	9.6%	Record Date	29-Aug-22
Sonali Life Insurance Company Limited	-	0.0%	13.0%	Record Date	31-Aug-22
Walton Hi-Tech Industries PLC	-	0.0%	250.0%	Record Date	4-Sep-22
GSP Finance Company (Bangladesh) Limited	-	7.5%	2.5%	Record Date	4-Sep-22

Important DSE News
WALTONHIL

The Board of Directors has recommended 250% Cash dividend for General Public shareholders and 150% Cash dividend for Directors and Sponsors for the year ended June 30, 2022. Date of AGM: 28.09.2022, Time: 12:00 PM, Venue: Digital Platform. Record Date: 04.09.2022. The Company has also reported EPS of Tk. 40.16, NAV per share of Tk. 334.68 (with revaluation), Tk. 231.34 (without revaluation) and NOCFPS of Tk. (7.91) for the year ended June 30, 2022 as against Tk. 54.21, Tk. 311.59 (with revaluation), Tk. 208.16 (without revaluation) and Tk. 31.96 respectively for the same period of the previous year.

GSPFINANCE

The Board of Directors has recommended 2.50% cash and 7.50% stock dividend for the year ended December 31, 2021. Date of AGM: 27.09.2022, Time: 10:00 AM, Venue: Digital Platform. Record Date: 04.09.2022. The Company has also reported Consolidated EPS of Tk. 1.44, Consolidated NAV per share of Tk. 21.35 and Consolidated NOCFPS of Tk. 0.84 for the year ended December 31, 2021. as against Tk. 1.40 (restated), Tk. 19.91 (restated) and Tk. 0.12 (restated) respectively for the same period of the previous year. The Company has also informed that i) Stock dividend has been recommended in view to utilize its retained amount as paid-up capital for improving the capital adequacy and thereby facilitate future business expansion of the Company. ii) Stock dividend is declared out of accumulated profit. iii) Stock dividend is not declared from capital reserve or revaluation reserve or any unrealized gain or out of profit earned prior to incorporation of the Company or through reducing paid up capital or through doing anything so that the post dividend retained earnings become negative or a debit balance.

NCCBANK

Refer to the earlier news disseminated by DSE on 16.06.2021 regarding Board Decision to issue NCC Bank Non-Convertible Subordinated Bond-2; the company has further informed that the Board of Directors has approved in principle for issuing of "NCC Bank Non-Convertible Subordinated Bond-2" valuing BDT 500.00 (five hundred) crore only (as reduced by Bangladesh Bank vide their NOC dated April 12, 2022) to have capital support under Tier 2 of Basel III subject to approval of Bangladesh Securities and Exchange Commission.

FAREASTLIF

The Company has informed that the Board of Directors has decided to sell three properties of the company as below: i) Mouja-Chandpur, Boalia, Rajshahi at a price of BDT 106,00,00,000.00 (22.50 Decimals + 1 under Construction 3-Basement 19-Storey Building); ii) Mouja- Thontonia, Bogra Sadar, Bogra at a price of BDT 15,05,00,000.00 (24.87 Decimals) and iii) Mouja-Zorar Dewal, Munshiganj at a price of BDT 2,28,00,000.00 (30 Decimals). The sale decision of the properties has been approved by the IDRA.

JAMUNABANK

Mr. Md. Tazul Islam, one of the Sponsors of the company, has expressed his intention to transfer 1,49,85,000 shares out of his holding 1,69,30,659 shares of the Company to his son Mr. Md. Saidul Islam (Nominated Director of the company), by way of gift outside the trading system of the Exchange within next 30 working days from the date of issuance of approval letter by DSE.

MERCANBANK

Mrs. Bilkis Begum, one of the Sponsors of the Company, has expressed her intention to sell 7,00,000 shares out of her holding 10,91,982 shares of the Company at prevailing market price (in the Public Market) through Dhaka Stock Exchange within next 30 working days.

Disclaimer: This report has been prepared by BRAC EPL Stock Brokerage Ltd and is provided for information purposes. It is not, under any circumstances, to be used or considered as an offer to sell, or a solicitation of any offer to buy. Reasonable care has been taken to ensure that the information is not untrue and misleading. BRAC EPL Stock Brokerage Ltd makes no representation or warranty as to the accuracy or completeness of such information. All opinions and estimates included in this report constitute our judgment as of this date and are subject to change without notice.