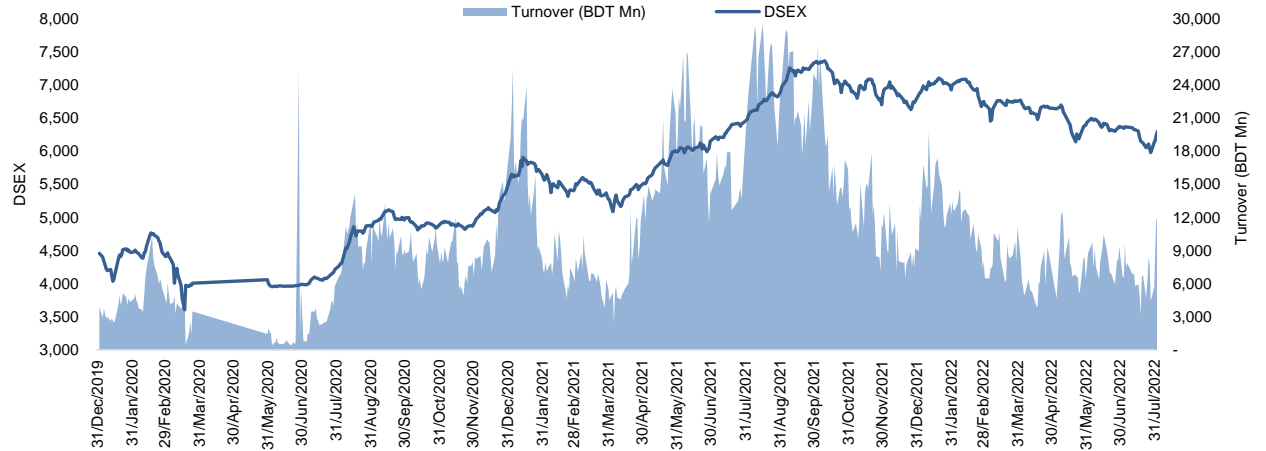


The market closed in green today. The benchmark index DSEX (+0.29%) gained 18.02 points and closed at 6,259.46. The blue-chip index DS30 (+0.27%), the Shariah-based index DSES (+0.46%), and the large-cap index CDSET (+0.28%) closed at 2,226.15, 1,372.63, and 1,230.41 points, respectively. Most of the large-cap sectors posted positive performance today. Food & Allied booked the highest gain of 0.79% followed by Pharmaceutical (+0.30%), Engineering (+0.20%), Fuel & Power (+0.04%), Telecommunication (+0.02%), Bank (-0.07%), and NBF1 (-0.29%), respectively. Block trades contributed 0.6% of the overall market turnover. Bangladesh Export Import Company Ltd. (-0.4%) was the most traded share with a turnover of BDT 961 million.



Index	Closing	Opening	Point Δ	%Δ	YTD %Δ
DSEX	6,259.46	6,241.44	+18.02	+0.29%	-7.4%
DS30	2,226.15	2,220.05	+6.10	+0.27%	-12.1%
DSES	1,372.63	1,366.38	+6.25	+0.46%	-4.1%
CDSET	1,230.41	1,227.01	+3.40	+0.28%	-9.5%

	Advanced	Declined	Unchanged	Total
All Category	136	143	102	381
A Category (Equity)	90	104	66	260
B Category (Equity)	42	30	20	92
N Category (Equity)	0	4	2	6
Z Category (Equity)	4	5	14	23
Mutual Funds	6	7	22	35
Corporate Bonds	1	1	3	5

		Today	Last Day	Daily %Δ
Mcap	Mn BDT	5,090,083	5,081,092	+0.2%
	Mn USD	53,580	53,485	
Turnover	Mn BDT	10,578	11,596	-8.8%
	Mn USD	111	122	
Volume	Mn Shares	245	268	-8.7%
No. of Trade		198,972	204,213	-2.6%

* Exchange Rate is BDT 95.00 as of Aug 21, 2022

Figure: Sectorial Turnover (BDT Mn)

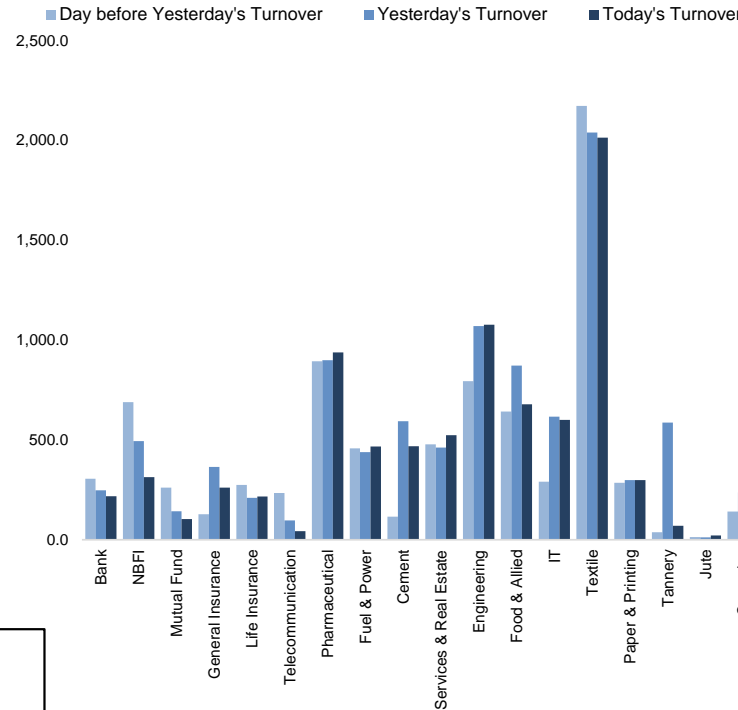
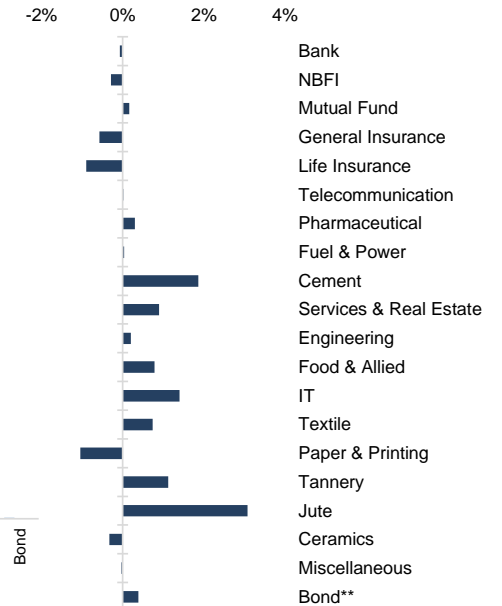


Figure: Sectorial Mcap Change



Market PE 15.7x
Market PB 1.7x

Fahim Hassan Research Associate (880) 1709636546 fahim.hassan@bracepl.com	Billal Hossain Research Associate (880) 1708805229 billal.hossain@bracepl.com
---	---

Sector Index	Closing	Opening	Points Δ	%Δ	No. of Companies	Mcap (BDT Mn)	% of Total Mcap	Turnover (BDT Mn)	% of Total Turnover	PE	PB	Top Twenty Market Cap	Mcap (BDT Mn)	% of Total Mcap	Turnover (BDT Mn)	PE	PB
Bank	1,421	1,422	-0.99	-0.07%	33	659,052	14.7%	217.3	2.1%	7.7x	0.7x	GP	387,536	8.6%	28.8	11.4x	7.7x
NBFI	1,975	1,981	-5.71	-0.29%	23	194,993	4.3%	313.8	3.0%	NM	3.7x	WALTONHIL	320,286	7.1%	2.5	26.3x	3.2x
Mutual Fund	885	883	+1.43	+0.16%	36	38,986	0.9%	103.1	1.0%	NM	0.8x	BATBC	282,204	6.3%	59.7	18.2x	7.5x
General Insurance	3,133	3,151	-18.11	-0.57%	41	92,936	2.1%	261.0	2.5%	15.0x	1.5x	SQRPHARMA	188,814	4.2%	51.6	10.2x	1.9x
Life Insurance	2,292	2,313	-20.81	-0.90%	13	66,179	1.5%	217.0	2.1%	NM	NM	ROBI	157,138	3.5%	5.5	NM	2.4x
Telecommunication	4,933	4,933	+0.89	+0.02%	3	580,871	12.9%	43.3	0.4%	15.5x	4.6x	RENATA	139,887	3.1%	8.0	25.3x	4.9x
Pharmaceutical	3,769	3,758	+11.26	+0.30%	32	707,936	15.8%	937.7	9.1%	17.5x	2.5x	UPGDCL	135,823	3.0%	6.8	11.0x	4.1x
Fuel & Power	1,726	1,725	+0.62	+0.04%	23	450,520	10.0%	466.8	4.5%	11.3x	1.1x	BEXIMCO	105,334	2.3%	960.7	7.3x	1.4x
Cement	2,604	2,556	+47.76	+1.87%	7	125,497	2.8%	468.3	4.5%	27.3x	2.7x	LHBL	88,381	2.0%	434.2	22.6x	5.0x
Services & Real Estate	1,464	1,451	+13.01	+0.90%	8	55,368	1.2%	524.0	5.1%	77.0x	1.1x	BERGERPBL	81,416	1.8%	2.3	26.4x	7.1x
Engineering	4,573	4,564	+9.28	+0.20%	42	535,479	11.9%	1,076.4	10.4%	20.2x	1.9x	MARICO	78,536	1.8%	0.0	22.4x	34.1x
Food & Allied	21,525	21,357	+168.45	+0.79%	21	382,241	8.5%	677.7	6.5%	22.9x	8.1x	ICB	76,552	1.7%	2.8	43.3x	1.7x
IT	2,604	2,568	+36.00	+1.40%	11	33,363	0.7%	599.6	5.8%	27.1x	2.3x	BXPHARMA	69,906	1.6%	33.9	12.2x	1.8x
Textile	1,708	1,696	+12.48	+0.74%	58	184,254	4.1%	2,013.4	19.4%	27.7x	1.1x	BRACBANK	58,367	1.3%	8.9	11.4x	1.0x
Paper & Printing	8,158	8,244	-86.27	-1.05%	6	37,556	0.8%	299.2	2.9%	NM	2.6x	BEACONPHAR	57,912	1.3%	13.5	61.9x	9.9x
Tannery	3,124	3,089	+34.76	+1.13%	6	33,359	0.7%	70.1	0.7%	34.8x	3.2x	ISLAMIBANK	52,486	1.2%	12.2	10.8x	0.8x
Jute	9,189	8,915	+274.34	+3.08%	3	2,117	0.0%	21.3	0.2%	NM	29.9x	DUTCHBANGL	43,832	1.0%	9.0	7.6x	1.1x
Ceramics	742	744	-2.42	-0.33%	5	33,073	0.7%	197.4	1.9%	31.0x	2.0x	TITASGAS	41,646	0.9%	73.0	12.5x	0.6x
Miscellaneous	4,272	4,273	-1.21	-0.03%	15	236,899	5.3%	1,847.6	17.8%	11.6x	2.0x	POWERGRID	37,489	0.8%	31.6	10.2x	0.4x
Bond**	90	90	+0.35	+0.39%	9	37,275	0.8%	1.5	0.0%	NM	NM	SUMITPOWER	36,308	0.8%	6.4	8.7x	1.0x

Top Ten Gainers	Close Price (BDT)	Δ%	Turnover (BDT Mn)	PE	PB
MONNOFABR	27.5	+10.0%	196.9	NM	1.1x
METROSPIN	28.3	+9.7%	97.3	20.0x	1.4x
UNIONCAP	11.5	+9.5%	48.4	NM	NM
RAHIMAFood	269.5	+8.7%	95.0	NM	29.4x
ORIONINFU	158.1	+8.4%	208.2	93.9x	11.7x
SINOBANGLA	67.7	+7.6%	118.1	38.3x	2.5x
QUASEMIND	65.0	+7.6%	187.7	NM	2x
BDLAMPS	288.1	+7.4%	50.3	36.5x	3.1x
AMCL(PRAN)	303.7	+7.2%	33.3	53.7x	3.5x
ISNLTD	59.5	+6.8%	51.1	NM	20.5x

Top Ten Losers	Close Price (BDT)	Δ%	Turnover (BDT Mn)	PE	PB
BIFC	11.1	-6.7%	3.4	NM	NM
BDTHAIFood	40.2	-3.8%	52.1	55.2x	3x
HEIDELBCEM	183.3	-3.5%	0.3	NM	2.9x
SONALILIFE	55.2	-3.2%	8.1	NM	NM
SONARGAON	75.2	-3.1%	60.9	NM	6.6x
HWAWELLTEX	54.3	-2.9%	12.9	12.3x	1.7x
CNATEX	10.7	-2.7%	8.3	NM	0.7x
GREENDELTA	68.3	-2.7%	2.6	8.2x	1.0x
DELTALIFE	138.6	-2.7%	116.1	NM	NM
PRIMETEX	43.8	-2.7%	112.6	13.6x	0.6x

Top Twenty Free Float Mcap	Free Float Mcap (BDT Mn)	% of Total Free Float Mcap	PE	PB
SQRPHARMA	123,541	7.3%	10.2x	1.9x
BATBC	74,643	4.4%	18.2x	7.5x
BEXIMCO	73,154	4.3%	7.3x	1.4x
RENATA	68,293	4.0%	25.3x	4.9x
BXPHARMA	48,808	2.9%	12.2x	1.8x
BEACONPHAR	40,538	2.4%	61.9x	9.9x
GP	38,754	2.3%	11.4x	7.7x
BRACBANK	31,378	1.9%	11.4x	1.0x
LHBL	31,216	1.8%	22.6x	5.0x
EBL	23,807	1.4%	7.6x	1.0x
ISLAMIBANK	23,577	1.4%	10.8x	0.8x
NBL	19,116	1.1%	NM	0.5x
PUBALIBANK	18,384	1.1%	5.4x	0.7x
CITYBANK	17,695	1.0%	4.6x	0.7x
ROBI	15,714	0.9%	NM	2.4x
OLYMPIC	15,524	0.9%	17.4x	2.8x
ALARABANK	14,671	0.9%	12.0x	1.1x
ORIONPHARM	14,516	0.9%	22.2x	1.1x
BSRMLTD	14,497	0.9%	5.0x	0.7x
UPGDCL	13,582	0.8%	11.0x	4.1x

Most Traded Share	Close Price (BDT)	Δ%	Turnover (BDT Mn)	PE	PB
BEXIMCO	120.2	-0.4%	960.7	7.3x	1.4x
BSC	124.0	+4.9%	540.4	9.2x	1.8x
LHBL	76.1	+3.0%	434.2	22.6x	5.0x
MALEKSPIN	35.9	-	258.3	8.3x	0.7x
ORIONINFU	158.1	+8.4%	208.2	93.9x	11.7x
MONNOFABR	27.5	+10.0%	196.9	NM	1.1x
QUASEMIND	65.0	+7.6%	187.7	NM	2.3x
SAIFPOWER	33.5	+1.2%	175.7	16.0x	2.1x
EHL	63.0	+4.3%	160.7	12.8x	0.9x
ORIONPHARM	91.2	+1.9%	157.6	22.2x	1.1x

Block Trade	Maximum Price (BDT)	Minimum Price (BDT)	No. of Trade	Quantity ('000)	Turnover (BDT Mn)
FORTUNE	85.0	79.7	5.0	1,347	108.43
AL-HAJTEX	140.5	132.7	9.0	115	15.87
SUNLIFEINS	71.4	71.0	3.0	213	15.17
MALEKSPIN	36.3	36.2	2.0	286	10.36
INTRACO	41.7	40.0	4.0	240	9.80
SEAPEARL	56.9	56.5	3.0	157	8.91
NAHEEACP	70.3	68.0	2.0	95	6.52
RDFOOD	46.0	44.0	2.0	117	5.16
PTL	81.0	80.0	3.0	62	5.00
IMAMBUTTON	126.6	126.6	1.0	29	3.67

*NBFI Sector PE calculation methodology has been modified to reflect positive earnings only.

** The base of the Bond index starts at 100, starting from Jan 13, 2022

Block Trade	Maximum Price (BDT)	Minimum Price (BDT)	Turnover (BDT Mn)	Quantity ('000)	No. of Trade
FORTUNE	85.0	79.7	108.4	1,347	5
AL-HAJTEX	140.5	132.7	15.9	115	9
SUNLIFEINS	71.4	71.0	15.2	213	3
MALEKSPIN	36.3	36.2	10.4	286	2
INTRACO	41.7	40.0	9.8	240	4
SEAPEARL	56.9	56.5	8.9	157	3
NAHEEACP	70.3	68.0	6.5	95	2
RDFOOD	46.0	44.0	5.2	117	2
PTL	81.0	80.0	5.0	62	3
IMAMBUTTON	126.6	126.6	3.7	29	1
NEWLINE	45.1	45.1	3.4	75	1
OLYMPIC	125.5	125.5	2.7	22	1
BDLAMPS	267.0	267.0	2.6	10	1
PRIMEINSUR	90.0	82.8	2.5	29	3
JAMUNABANK	24.0	24.0	2.4	100	1
ANLIMAYARN	44.5	44.5	2.1	47	1
ACMEPL	44.0	44.0	2.0	45	1
AZIZPIPES	100.5	100.0	1.5	15	2
SALVOCHEM	68.4	64.5	1.5	23	2
SINOBANGLA	65.0	65.0	1.3	20	1
EGEN	48.0	48.0	1.2	25	1
PROVATIINS	61.0	59.0	1.1	18	2
Total			221.2		64

Important DSE News

LIBRAINFU

The Company will be placed in 'B' category from existing 'A' category with effect from August 22, 2022 as the Company has approved 5% cash dividend for the year ended June 30, 2020.

Upcoming Corporate Events

DSE Ticker	Right Share	Dividend		Event	Date
		Stock	Cash		
First Finance Limited	-	0.0%	0.0%	Record Date	24-Aug-22
Popular Life Insurance Co. Ltd.	-	0.0%	40.0%	Record Date	25-Aug-22
Sonar Bangla Insurance Ltd.	-	0.0%	15.0%	Record Date	25-Aug-22
City Bank Perpetual Bond	-	0.0%	9.6%	Record Date	29-Aug-22
Sonali Life Insurance Company Limited	-	0.0%	13.0%	Record Date	31-Aug-22
Walton Hi-Tech Industries PLC	-	0.0%	250.0%	Record Date	4-Sep-22
GSP Finance Company (Bangladesh) Limited	-	7.5%	2.5%	Record Date	4-Sep-22
SEML Lecture Equity Management Fund	-	0.0%	5.0%	Record Date	4-Sep-22
Sunlife Insurance Company Limited	-	0.0%	0.0%	Record Date	4-Sep-22
SEML IBBL Shariah Fund	-	0.0%	6.0%	Record Date	4-Sep-22
SEML FBLSL Growth Fund	-	0.0%	15.0%	Record Date	4-Sep-22
ICB AMCL Second Mutual Fund	-	0.0%	6.0%	Record Date	5-Sep-22
ICB Employees Provident MF 1: Scheme 1	-	0.0%	5.0%	Record Date	5-Sep-22
Prime Bank 1st ICB AMCL Mutual Fund	-	0.0%	5.0%	Record Date	5-Sep-22
Phoenix Finance 1st Mutual Fund	-	0.0%	5.0%	Record Date	5-Sep-22
ICB AMCL Third NRB Mutual Fund	-	0.0%	5.0%	Record Date	5-Sep-22
IFIL Islamic Mutual Fund-1	-	0.0%	4.0%	Record Date	5-Sep-22

Disclaimer: This report has been prepared by BRAC EPL Stock Brokerage Ltd and is provided for information purposes. It is not, under any circumstances, to be used or considered as an offer to sell, or a solicitation of any offer to buy. Reasonable care has been taken to ensure that the information is not untrue and misleading. BRAC EPL Stock Brokerage Ltd makes no representation or warranty as to the accuracy or completeness of such information. All opinions and estimates included in this report constitute our judgment as of this date and are subject to change without notice.