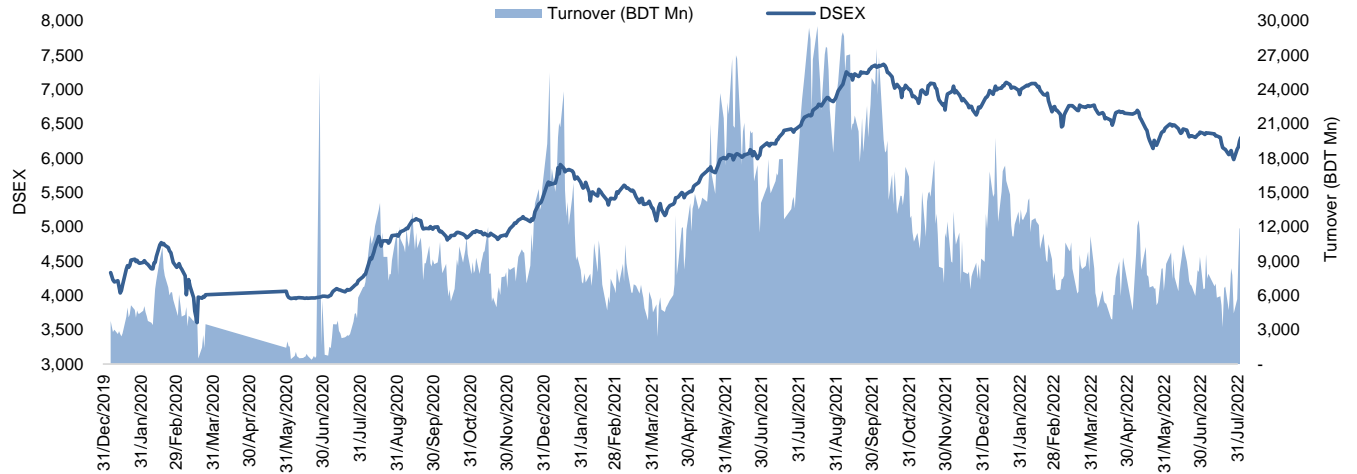


**Daily Market Update**

The market closed in green today. The benchmark index DSEX (+0.25%) gained 15.69 points and closed at 6,315.83. The blue-chip index DS30 (+0.80%), the Shariah-based index DSES (+0.55%), and the large-cap index CDSET (+0.54%) closed at 2,265.36, 1,387.67, and 1,244.51 points, respectively. Large-cap sectors posted mixed performance today. Pharmaceutical booked the highest gain of 1.09% followed by NBF1 (+0.43%), Telecommunication (+0.10%), Food & Allied (+0.04%). Fuel & Power experienced the highest loss of 0.59% followed by Engineering (-0.38%), Bank (-0.10%). Block trades contributed 0.6% of the overall market turnover. Bangladesh Export Import Company Ltd. (+0.6%) was the most traded share with a turnover of BDT 1,083 million.



Index	Closing	Opening	Point Δ	%Δ	YTD %Δ
DSEX	6,315.83	6,300.14	+15.69	+0.25%	-6.5%
DS30	2,265.36	2,247.34	+18.02	+0.80%	-10.6%
DSES	1,387.67	1,380.07	+7.60	+0.55%	-3.0%
CDSET	1,244.51	1,237.84	+6.67	+0.54%	-8.4%

	Advanced	Declined	Unchanged	Total
All Category	123	169	89	381
A Category (Equity)	86	115	59	260
B Category (Equity)	34	46	13	93
N Category (Equity)	0	4	2	6
Z Category (Equity)	3	4	15	22
Mutual Funds	4	9	22	35
Corporate Bonds	0	1	3	4

		Today	Last Day	Daily %Δ
Mcap	Mn BDT	5,109,943	5,108,204	
	Mn USD	53,789	53,771	+0.0%
Turnover	Mn BDT	14,874	14,776	+0.7%
	Mn USD	157	156	
Volume	Mn Shares	341	347	-1.7%
No. of Trade		258,201	242,920	+6.3%

\* Exchange Rate is BDT 95.00 as of Aug 23, 2022

Figure: Sectorial Turnover (BDT)

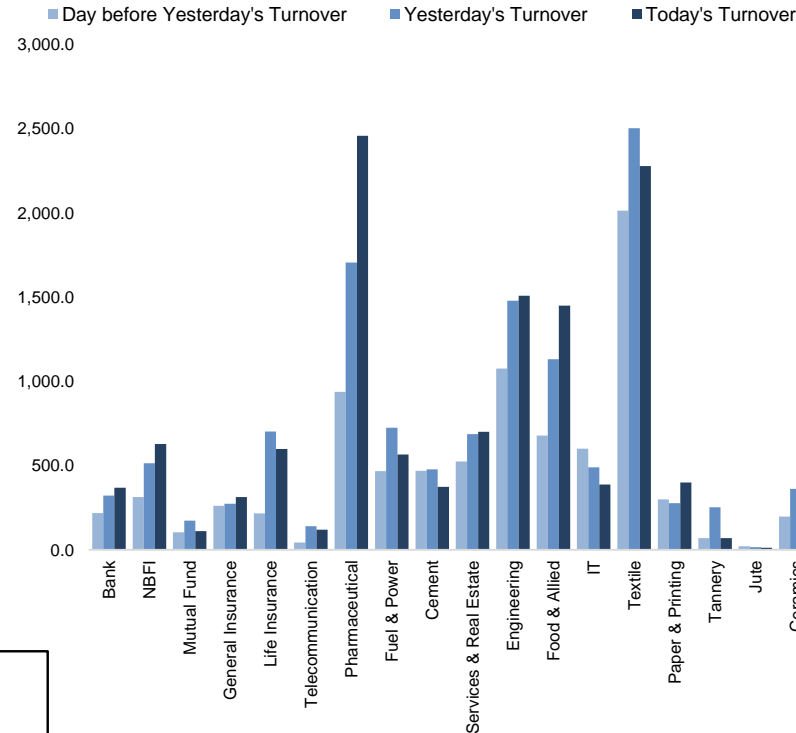
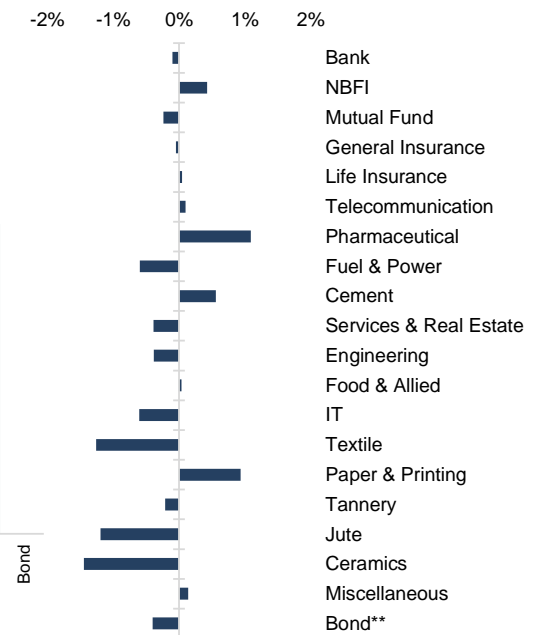


Figure: Sectorial Mcap Change



Market PE 15.8x  
Market PB 1.7x

<b>Fahim Hassan</b> Research Associate (880) 1709636546 fahim.hassan@bracepl.com	<b>Billal Hossain</b> Research Associate (880) 1708805229 billal.hossain@bracepl.com
---	---

Sector Index	Closing	Opening	Points Δ	%Δ	No. of Companies	Mcap (BDT Mn)	% of Total Mcap	Turnover (BDT Mn)	% of Total Turnover	PE	PB	Top Twenty Market Cap	Mcap (BDT Mn)	% of Total Mcap	Turnover (BDT Mn)	PE	PB
Bank	1,428	1,430	-1.43	-0.10%	33	658,715	14.6%	368.1	2.5%	7.7x	0.7x	GP	387,401	8.6%	45.6	11.4x	7.7x
NBFI	1,996	1,988	+8.49	+0.43%	23	196,643	4.4%	628.5	4.3%	NM	3.8x	WALTONHIL	318,347	7.1%	23.2	26.2x	3.1x
Mutual Fund	884	886	-2.11	-0.24%	36	38,950	0.9%	111.3	0.8%	NM	0.8x	BATBC	280,206	6.2%	346.3	18.1x	7.4x
General Insurance	3,142	3,143	-1.48	-0.05%	41	92,866	2.1%	312.5	2.2%	15.0x	1.5x	SQURPHARMA	187,928	4.2%	159.3	10.1x	1.9x
Life Insurance	2,329	2,327	+1.06	+0.05%	13	67,105	1.5%	598.3	4.1%	NM	NM	ROBI	157,138	3.5%	20.3	NM	2.4x
Telecommunication	4,938	4,933	+4.81	+0.10%	3	581,412	12.9%	118.9	0.8%	15.5x	4.6x	RENATA	139,951	3.1%	3.1	25.3x	4.9x
Pharmaceutical	3,838	3,797	+41.39	+1.09%	32	720,822	16.0%	2,457.6	16.9%	17.8x	2.6x	UPGDCL	135,939	3.0%	4.0	11.0x	4.1x
Fuel & Power	1,731	1,741	-10.32	-0.59%	23	451,811	10.0%	565.6	3.9%	11.3x	1.1x	BEXIMCO	107,700	2.4%	1,082.7	7.5x	1.4x
Cement	2,591	2,577	+14.41	+0.56%	7	124,887	2.8%	373.2	2.6%	27.2x	2.7x	LHBL	87,568	1.9%	347.7	22.4x	4.9x
Services & Real Estate	1,475	1,481	-5.73	-0.39%	8	55,797	1.2%	700.3	4.8%	77.6x	1.1x	BERGERPBL	82,145	1.8%	3.1	26.7x	7.2x
Engineering	4,586	4,603	-17.53	-0.38%	42	536,971	11.9%	1,509.2	10.4%	20.2x	1.9x	MARICO	77,714	1.7%	12.1	22.2x	33.8x
Food & Allied	21,510	21,501	+8.44	+0.04%	21	381,964	8.5%	1,449.7	10.0%	22.9x	8.1x	ICB	76,472	1.7%	6.7	43.3x	1.7x
IT	2,573	2,588	-15.59	-0.60%	11	32,960	0.7%	387.5	2.7%	26.8x	2.3x	BXPBARMA	72,716	1.6%	188.2	12.7x	1.8x
Textile	1,689	1,710	-21.51	-1.26%	58	182,145	4.0%	2,278.2	15.7%	27.4x	1.1x	BEACONPHAR	64,449	1.4%	35.9	68.9x	11.0x
Paper & Printing	10,584	10,486	+98.24	+0.94%	6	38,744	0.9%	399.3	2.8%	NM	2.7x	BRACBANK	58,068	1.3%	61.4	11.4x	1.0x
Tannery	3,122	3,129	-6.59	-0.21%	6	33,343	0.7%	69.5	0.5%	34.8x	3.2x	ISLAMIBANK	52,486	1.2%	2.7	10.8x	0.8x
Jute	8,971	9,079	-108.39	-1.19%	3	2,067	0.0%	12.3	0.1%	NM	29.2x	DUTCHBANGL	43,902	1.0%	4.1	7.6x	1.1x
Ceramics	747	758	-10.94	-1.44%	5	33,314	0.7%	320.4	2.2%	31.2x	2.0x	TITASGAS	41,844	0.9%	87.5	12.5x	0.6x
Miscellaneous	4,331	4,325	+6.02	+0.14%	15	240,168	5.3%	1,839.2	12.7%	11.7x	2.0x	POWERGRID	37,846	0.8%	46.9	10.3x	0.4x
Bond**	90	90	-0.36	-0.40%	9	37,125	0.8%	3.0	0.0%	NM	NM	BSCCL	36,873	0.8%	53.0	16.0x	3.3x

Top Ten Gainers	Close Price (BDT)	Δ%	Turnover (BDT Mn)	PE	PB
RSRMSTEEL	18.7	+10.0%	21.3	NM	0.4x
ORIONINFU	191.2	+9.9%	177.7	NM	14.1x
CENTRALPHL	13.6	+8.8%	45.7	NM	2.2x
PAPERPROC	243.7	+8.1%	199.4	79.9x	8.2x
REGENTTEX	10.8	+8.0%	41.3	NM	0.4x
MONOSPOOL	191.1	+8.0%	79.6	62.8x	4.5x
YPL	21.4	+7.5%	149.5	NM	2x
SAPORTL	31.9	+6.3%	111.1	27.6x	0.9x
BEACONPHAR	279.0	+6.1%	35.9	68.9x	11.0x
ORIONPHARM	103.0	+5.6%	937.5	25.1x	1.3x

Top Twenty Free Float Mcap	Free Float Mcap (BDT Mn)	% of Total Free Float Mcap	PE	PB
SQURPHARMA	122,961	7.2%	10.1x	1.9x
BEXIMCO	74,797	4.4%	7.5x	1.4x
BATBC	74,114	4.3%	18.1x	7.4x
RENATA	68,324	4.0%	25.3x	4.9x
BXPBARMA	50,771	3.0%	12.7x	1.8x
BEACONPHAR	45,114	2.6%	68.9x	11.0x
GP	38,740	2.3%	11.4x	7.7x
BRACBANK	31,217	1.8%	11.4x	1.0x
LHBL	30,929	1.8%	22.4x	4.9x
EBL	23,956	1.4%	7.6x	1.0x
ISLAMIBANK	23,577	1.4%	10.8x	0.8x
NBL	19,116	1.1%	NM	0.5x
PUBALIBANK	18,314	1.1%	5.4x	0.7x
CITYBANK	17,776	1.0%	4.6x	0.7x
OLYMPIC	16,713	1.0%	18.8x	3.0x
ORIONPHARM	16,394	1.0%	25.1x	1.3x
ROBI	15,714	0.9%	NM	2.4x
BSRMLTD	14,946	0.9%	5.1x	0.7x
ALARABANK	14,609	0.9%	12.0x	1.1x
UPGDCL	13,594	0.8%	11.0x	4.1x

Most Traded Share	Close Price (BDT)	Δ%	Turnover (BDT Mn)	PE	PB
BEXIMCO	122.9	+0.6%	1,082.7	7.5x	1.4x
ORIONPHARM	103.0	+5.6%	937.5	25.1x	1.3x
OLYMPIC	137.8	+3.4%	565.7	18.8x	3.0x
BSC	124.0	-1.7%	392.1	9.2x	1.8x
DELTALIFE	143.2	+2.4%	349.3	NM	NM
LHBL	75.4	+0.9%	347.7	22.4x	4.9x
BATBC	518.9	-0.2%	346.3	18.1x	7.4x
EHL	64.0	+1.7%	260.0	13.0x	0.9x
METROSPIN	32.1	+3.2%	230.0	22.7x	1.6x
IPDC	65.3	+3.5%	224.9	26.5x	3.8x

Top Ten Losers	Close Price (BDT)	Δ%	Turnover (BDT Mn)	PE	PB
BIFC	10.4	-8.0%	3.1	NM	NM
ANLIMAYARN	40.0	-7.4%	31.5	NM	4x
SAFKOSPINN	29.2	-6.4%	60.4	6.2x	1.4x
SONARGAON	70.8	-5.7%	61.0	NM	6.3x
JUTESPINN	190.7	-5.7%	5.0	NM	NM
SUNLIFEINS	66.5	-5.0%	72.0	NM	NM
KDSALTD	82.0	-4.8%	116.8	35.5x	3.3x
UNIONCAP	12.0	-4.8%	54.3	NM	NM
RDFOOD	42.1	-4.8%	61.5	28.3x	2.8x
PRIMETEX	41.5	-4.6%	100.1	12.9x	0.6x

Block Trade	Maximum Price (BDT)	Minimum Price (BDT)	No. of Trade	Quantity ('000)	Turnover (BDT Mn)
BXPBARMA	162.5	146.3	4.0	410	66.46
FORTUNE	86.9	79.5	10.0	783	62.60
BNICL	57.1	57.1	3.0	716	40.87
MTB	16.6	16.6	1.0	2,438	40.46
ORIONINFU	181.8	174.0	2.0	120	21.66
AL-HAJTEX	139.0	134.0	4.0	124	16.89
PRIMEINSUR	82.8	82.8	4.0	182	15.05
PRIME1ICBA	7.7	7.7	1.0	1,941	14.95
IPDC	62.4	58.0	6.0	228	13.58
BEACONPHAR	266.0	266.0	1.0	50	13.30

\*NBFI Sector PE calculation methodology has been modified to reflect positive earnings only.

\*\* The base of the Bond index starts at 100, starting from Jan 13, 2022

Block Trade	Maximum Price (BDT)	Minimum Price (BDT)	Turnover (BDT Mn)	Quantity ('000)	No. of Trade
BXPHERMA	162.5	146.3	66.5	410	4
FORTUNE	86.9	79.5	62.6	783	10
BNICL	57.1	57.1	40.9	716	3
MTB	16.6	16.6	40.5	2,438	1
ORIONINFU	181.8	174.0	21.7	120	2
AL-HAJTEX	139.0	134.0	16.9	124	4
PRIMEINSUR	82.8	82.8	15.0	182	4
PRIME1ICBA	7.7	7.7	14.9	1,941	1
IPDC	62.4	58.0	13.6	228	6
BEACONPHAR	266.0	266.0	13.3	50	1
BSC	138.5	125.0	7.6	55	2
MALEKSPIN	37.5	36.2	7.0	191	3
ORIONPHARM	93.0	90.0	5.9	65	3
IDLC	47.2	47.2	3.8	80	1
ACIFORMULA	165.0	163.5	3.7	23	4
KDSALTD	86.5	86.5	2.6	30	1
STANDBANKL	8.8	8.8	2.5	280	1
NHFIL	45.9	45.9	2.3	50	1
CNATEX	10.4	10.4	2.1	200	1
ESQUIRENIT	38.0	38.0	2.0	54	2
BEXIMCO	116.0	116.0	1.9	16	1
BARKAPOWER	22.9	22.9	1.7	75	1
<b>Total</b>			<b>371.8</b>		<b>85</b>

**Upcoming Corporate Events**

DSE Ticker	Right Share	Dividend		Event	Date
		Stock	Cash		
First Finance Limited	-	0.0%	0.0%	Record Date	24-Aug-22
Popular Life Insurance Co. Ltd.	-	0.0%	40.0%	Record Date	25-Aug-22
Sonar Bangla Insurance Ltd.	-	0.0%	15.0%	Record Date	25-Aug-22
City Bank Perpetual Bond	-	0.0%	9.6%	Record Date	29-Aug-22
Sonali Life Insurance Company Limited	-	0.0%	13.0%	Record Date	31-Aug-22
Walton Hi-Tech Industries PLC	-	0.0%	250.0%	Record Date	4-Sep-22
GSP Finance Company (Bangladesh) Limited	-	7.5%	2.5%	Record Date	4-Sep-22
SEML Lecture Equity Management Fund	-	0.0%	5.0%	Record Date	4-Sep-22
Sunlife Insurance Company Limited	-	0.0%	0.0%	Record Date	4-Sep-22
SEML IBBL Shariah Fund	-	0.0%	6.0%	Record Date	4-Sep-22
SEML FBLSL Growth Fund	-	0.0%	15.0%	Record Date	4-Sep-22
ICB AMCL Second Mutual Fund	-	0.0%	6.0%	Record Date	5-Sep-22
ICB Employees Provident MF 1: Scheme 1	-	0.0%	5.0%	Record Date	5-Sep-22
Prime Bank 1st ICB AMCL Mutual Fund	-	0.0%	5.0%	Record Date	5-Sep-22
Phoenix Finance 1st Mutual Fund	-	0.0%	5.0%	Record Date	5-Sep-22
ICB AMCL Third NRB Mutual Fund	-	0.0%	5.0%	Record Date	5-Sep-22
IFIL Islamic Mutual Fund-1	-	0.0%	4.0%	Record Date	5-Sep-22

**Important DSE News**
**MTB**

Associated Builders Corporation Ltd., one of the Corporate Sponsor Directors of the Company, has expressed its intention to sell 24,37,500 shares out of its holding 1,88,19,919 shares (in the Block Market) whereas Mr. Rashed Ahmed Chowdhury, one of the Nominated Directors of the company has expressed his intention to buy 24,37,500 shares at prevailing market price (in the Block Market) through Dhaka Stock Exchange within next 30 working days.

**SHEPHERD**

The Company has informed that the Board of Directors approved the decision of amalgamation of the company with one of its sister concerns namely, Shepherd Textile (BD) Limited (STBL) whereby STBL will get amalgamated with the company and upon completion of the amalgamation of the company shall be the surviving entity. The approval is subject to requisite approval of the scheme of amalgamation by the banks, other creditors and shareholders of the company and other stakeholders and sanction of the scheme of amalgamation by the Hon'ble High Court Division of the Supreme Court of Bangladesh.

**Disclaimer:** This report has been prepared by BRAC EPL Stock Brokerage Ltd and is provided for information purposes. It is not, under any circumstances, to be used or considered as an offer to sell, or a solicitation of any offer to buy. Reasonable care has been taken to ensure that the information is not untrue and misleading. BRAC EPL Stock Brokerage Ltd makes no representation or warranty as to the accuracy or completeness of such information. All opinions and estimates included in this report constitute our judgment as of this date and are subject to change without notice.