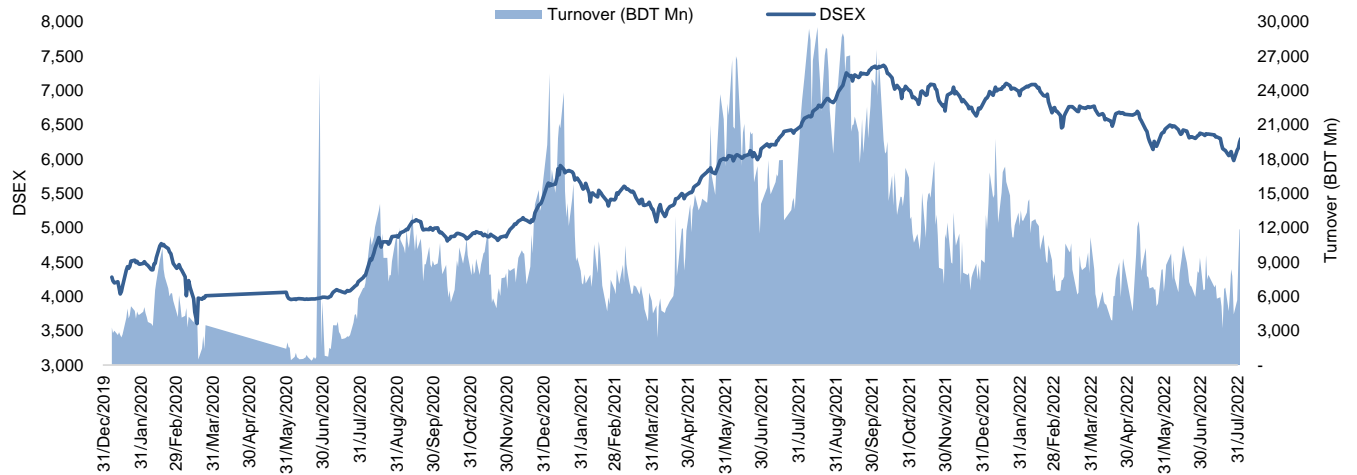


Daily Market Update

The market closed in red today. The benchmark index DSEX (-0.56%) lost 35.48 points and closed at 6,280.35. The blue-chip index DS30 (-0.96%), the Shariah-based index DSES (-0.58%), and the large-cap index CDSET (-0.80%) closed at 2,243.69, 1,379.61, and 1,234.59 points, respectively. Most of the large-cap sectors posted negative performance today. Pharmaceutical experienced the highest loss of 0.59% followed by Fuel & Power (-0.49%), Engineering (-0.42%), Food & Allied (-0.35%), Bank (-0.22%), Telecommunication (+0.01%), and NBF1 (+0.86%), respectively. Block trades contributed 0.9% of the overall market turnover. Orion Pharma Ltd. (-1.9%) was the most traded share with a turnover of BDT 772 million.



Index	Closing	Opening	Point Δ	%Δ	YTD %Δ
DSEX	6,280.35	6,315.83	-35.48	-0.56%	-7.0%
DS30	2,243.69	2,265.36	-21.67	-0.96%	-11.4%
DSES	1,379.61	1,387.67	-8.06	-0.58%	-3.6%
CDSET	1,234.59	1,244.51	-9.92	-0.80%	-9.2%

	Advanced	Declined	Unchanged	Total
All Category	71	215	94	380
A Category (Equity)	42	156	61	259
B Category (Equity)	27	47	19	93
N Category (Equity)	1	3	2	6
Z Category (Equity)	1	9	12	22
Mutual Funds	3	8	24	35
Corporate Bonds	1	0	2	3

		Today	Last Day	Daily %Δ
Mcap	Mn BDT	5,092,996	5,109,943	
	Mn USD	53,610	53,789	-0.3%
Turnover	Mn BDT	11,337	14,874	-23.8%
	Mn USD	119	157	
Volume	Mn Shares	266	341	-21.9%
No. of Trade		198,484	258,201	-23.1%

* Exchange Rate is BDT 95.00 as of Aug 24, 2022

Figure: Sectorial Turnover (BDT)

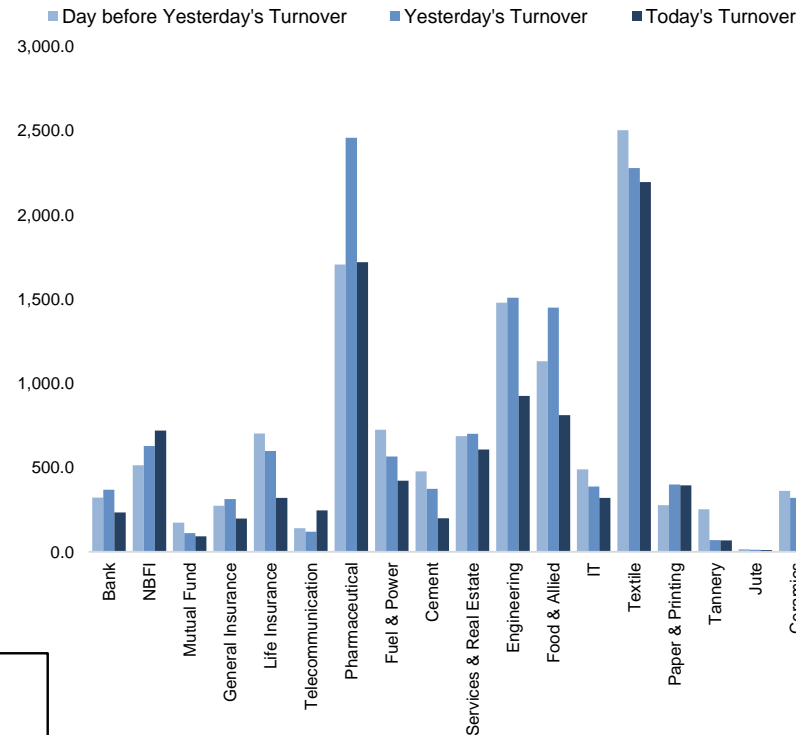
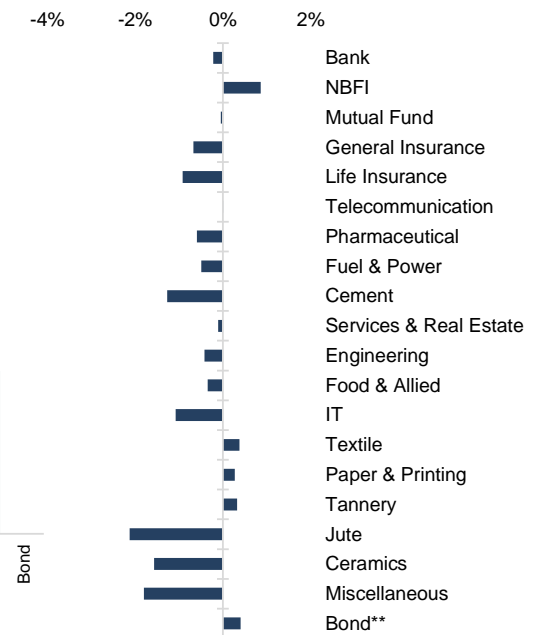


Figure: Sectorial Mcap Change



Market PE 15.7x
Market PB 1.7x

Fahim Hassan Research Associate (880) 1709636546 fahim.hassan@bracepl.com	Billal Hossain Research Associate (880) 1708805229 billal.hossain@bracepl.com
---	---

Sector Index	Closing	Opening	Points Δ	%Δ	No. of Companies	Mcap (BDT Mn)	% of Total Mcap	Turnover (BDT Mn)	% of Total Turnover	PE	PB	Top Twenty Market Cap	Mcap (BDT Mn)	% of Total Mcap	Turnover (BDT Mn)	PE	PB
Bank	1,425	1,428	-3.14	-0.22%	33	657,268	14.6%	233.1	2.2%	7.7x	0.7x	GP	386,996	8.6%	37.8	11.4x	7.7x
NBFI	2,014	1,996	+17.14	+0.86%	23	198,331	4.4%	719.4	6.8%	NM	3.8x	WALTONHIL	318,317	7.1%	4.0	26.2x	3.1x
Mutual Fund	883	884	-0.45	-0.05%	36	38,930	0.9%	92.2	0.9%	NM	0.8x	BATBC	280,098	6.2%	174.2	18.1x	7.4x
General Insurance	3,121	3,142	-21.02	-0.67%	41	92,244	2.1%	196.8	1.9%	14.9x	1.5x	SQURPHARMA	187,750	4.2%	51.1	10.1x	1.9x
Life Insurance	2,307	2,329	-21.39	-0.92%	13	66,488	1.5%	320.5	3.0%	NM	NM	ROBI	157,138	3.5%	2.5	NM	2.4x
Telecommunication	4,938	4,938	+0.34	+0.01%	3	581,452	12.9%	246.2	2.3%	15.5x	4.6x	RENATA	139,705	3.1%	14.4	25.2x	4.9x
Pharmaceutical	3,816	3,838	-22.72	-0.59%	32	716,555	16.0%	1,718.8	16.2%	17.7x	2.6x	UPGDCL	135,649	3.0%	8.6	11.0x	4.1x
Fuel & Power	1,722	1,731	-8.55	-0.49%	23	449,579	10.0%	422.4	4.0%	11.3x	1.1x	BEXIMCO	104,370	2.3%	488.9	7.3x	1.4x
Cement	2,559	2,591	-32.79	-1.27%	7	123,307	2.7%	198.9	1.9%	26.8x	2.7x	LHBL	86,290	1.9%	166.0	22.1x	4.9x
Services & Real Estate	1,474	1,475	-1.56	-0.11%	8	55,738	1.2%	607.8	5.7%	77.6x	1.1x	BERGERPBL	81,945	1.8%	5.8	26.6x	7.1x
Engineering	4,567	4,586	-19.37	-0.42%	42	534,702	11.9%	926.4	8.7%	20.1x	1.9x	MARICO	77,830	1.7%	1.2	22.2x	33.8x
Food & Allied	21,435	21,510	-74.82	-0.35%	21	380,636	8.5%	811.4	7.6%	22.8x	8.0x	ICB	75,988	1.7%	3.4	43.0x	1.7x
IT	2,545	2,573	-27.77	-1.08%	11	32,604	0.7%	320.0	3.0%	26.5x	2.3x	BXPHARMA	72,092	1.6%	53.1	12.6x	1.8x
Textile	1,695	1,689	+6.38	+0.38%	58	182,833	4.1%	2,195.2	20.7%	27.5x	1.1x	BEACONPHAR	62,740	1.4%	18.6	67.1x	10.8x
Paper & Printing	10,613	10,584	+28.87	+0.27%	6	38,850	0.9%	395.0	3.7%	NM	2.7x	BRACBANK	57,619	1.3%	80.7	11.3x	1.0x
Tannery	3,132	3,122	+10.15	+0.33%	6	33,451	0.7%	67.0	0.6%	34.9x	3.2x	ISLAMIBANK	52,486	1.2%	2.6	10.8x	0.8x
Jute	8,780	8,971	-190.76	-2.13%	3	2,023	0.0%	10.8	0.1%	NM	28.6x	DUTCHBANGL	44,111	1.0%	2.4	7.6x	1.2x
Ceramics	736	747	-11.70	-1.57%	5	32,793	0.7%	176.4	1.7%	30.7x	2.0x	TITASGAS	41,152	0.9%	56.7	12.3x	0.6x
Miscellaneous	4,253	4,331	-77.93	-1.80%	15	235,847	5.3%	965.1	9.1%	11.5x	2.0x	POWERGRID	37,489	0.8%	26.0	10.2x	0.4x
Bond**	90	90	+0.36	+0.40%	9	37,275	0.8%	1.8	0.0%	NM	NM	BSCCL	37,318	0.8%	205.9	16.2x	3.3x

Top Ten Gainers	Close Price (BDT)	Δ%	Turnover (BDT Mn)	PE	PB
UNIONCAP	13.2	+10.0%	69.5	NM	NM
METROSPIN	35.3	+10.0%	337.1	25.0x	1.7x
PRIMEFIN	13.6	+8.8%	64.0	33.9x	1.2x
ILFSL	7.0	+7.7%	15.2	NM	NM
SINOBANGLA	68.7	+7.7%	87.6	38.8x	2.5x
CENTRALPHL	14.6	+7.4%	57.7	NM	2.3x
IPDC	70.1	+7.4%	374.4	28.5x	4x
FEKDIL	22.3	+7.2%	166.1	33.8x	1.2x
APEXFOODS	203.2	+6.9%	49.7	71.3x	1.5x
APEXSPINN	154.8	+6.8%	37.3	49.9x	2.7x

Top Twenty Free Float Mcap	Free Float Mcap (BDT Mn)	% of Total Free Float Mcap	PE	PB
SQURPHARMA	122,845	7.2%	10.1x	1.9x
BATBC	74,086	4.4%	18.1x	7.4x
BEXIMCO	72,485	4.3%	7.3x	1.4x
RENATA	68,204	4.0%	25.2x	4.9x
BXPHARMA	50,334	3.0%	12.6x	1.8x
BEACONPHAR	43,918	2.6%	67.1x	10.8x
GP	38,700	2.3%	11.4x	7.7x
BRACBANK	30,976	1.8%	11.3x	1.0x
LHBL	30,478	1.8%	22.1x	4.9x
EBL	23,807	1.4%	7.6x	1.0x
ISLAMIBANK	23,577	1.4%	10.8x	0.8x
NBL	19,116	1.1%	NM	0.5x
PUBALIBANK	18,314	1.1%	5.4x	0.7x
CITYBANK	17,695	1.0%	4.6x	0.7x
OLYMPIC	16,131	1.0%	18.1x	2.9x
ORIONPHARM	16,076	0.9%	24.6x	1.2x
ROBI	15,714	0.9%	NM	2.4x
BSRMLTD	14,818	0.9%	5.1x	0.7x
ALARABANK	14,609	0.9%	12.0x	1.1x
UPGDCL	13,565	0.8%	11.0x	4.1x

Most Traded Share	Close Price (BDT)	Δ%	Turnover (BDT Mn)	PE	PB
ORIONPHARM	101.0	-1.9%	772.0	24.6x	1.2x
BEXIMCO	119.1	-3.1%	488.9	7.3x	1.4x
IPDC	70.1	+7.4%	374.4	28.5x	4.1x
MAKSONSPIN	27.3	+5.8%	354.1	7.8x	1.3x
METROSPIN	35.3	+10.0%	337.1	25.0x	1.7x
ORIONINFU	200.0	+4.6%	333.0	NM	14.8x
OLYMPIC	133.0	-3.5%	258.9	18.1x	2.9x
SAPORTL	34.0	+6.6%	256.8	29.4x	1.0x
BSC	120.8	-2.6%	220.7	9.0x	1.7x
BSCCL	226.3	+1.2%	205.9	16.2x	3.3x

Top Ten Losers	Close Price (BDT)	Δ%	Turnover (BDT Mn)	PE	PB
JUTESPINN	172.2	-9.7%	5.2	NM	NM
SAMATALETH	74.1	-5.0%	6.9	NM	5x
ICBAMCL2ND	8.8	-4.3%	1.8	NM	1.4x
FAREASTLIF	77.1	-4.3%	43.5	NM	NM
LIBRAINFU	894.2	-4.0%	3.8	NM	0.7x
ACMEPL	39.5	-3.9%	41.2	23.4x	2.2x
BIFC	10.0	-3.8%	4.0	NM	NM
KAY&QUE	288.3	-3.5%	27.4	NM	3.8x
OLYMPIC	133.0	-3.5%	258.9	18.1x	2.9x
SHURWID	19.6	-3.4%	28.3	NM	1.5x

Block Trade	Maximum Price (BDT)	Minimum Price (BDT)	No. of Trade	Quantity ('000)	Turnover (BDT Mn)
FORTUNE	87.4	79.5	9.0	3,895	316.90
IPDC	70.0	59.3	19.0	3,188	208.26
BRACBANK	38.5	38.5	5.0	1,302	50.13
PRIMEINSUR	82.8	82.8	7.0	514	42.56
METROSPIN	35.0	29.0	12.0	686	21.82
ORIONPHARM	113.0	113.0	1.0	100	11.30
FEKDIL	21.2	20.9	3.0	350	7.35
SUNLIFEINS	71.4	65.0	5.0	75	5.02
KDSALTD	90.0	89.8	2.0	56	5.01
ROBI	33.0	33.0	2.0	130	4.29

*NBFI Sector PE calculation methodology has been modified to reflect positive earnings only.

** The base of the Bond index starts at 100, starting from Jan 13, 2022

Block Trade	Maximum	Minimum	Turnover	Quantity	No. of	Important DSE News
	Price (BDT)	Price (BDT)	(BDT Mn)	('000)	Trade	
FORTUNE	87.4	79.5	316.9	3,895	9	
IPDC	70.0	59.3	208.3	3,188	19	
BRACBANK	38.5	38.5	50.1	1,302	5	
PRIMEINSUR	82.8	82.8	42.6	514	7	
METROSPIN	35.0	29.0	21.8	686	12	
ORIONPHARM	113.0	113.0	11.3	100	1	
FEKDIL	21.2	20.9	7.4	350	3	
SUNLIFEINS	71.4	65.0	5.0	75	5	
KDSALTD	90.0	89.8	5.0	56	2	
ROBI	33.0	33.0	4.3	130	2	
OLYMPIC	140.5	140.5	4.2	30	1	
AAMRATECH	37.9	37.9	3.8	100	1	
BEXIMCO	132.0	122.1	3.8	30	2	
SONARGAON	77.8	77.7	3.5	46	2	
BBSCABLES	52.5	52.5	2.5	47	1	
GSPFINANCE	32.7	32.6	2.3	69	3	
NAHEEACP	71.2	69.6	2.3	32	2	
FAREASTLIF	82.5	80.0	1.7	21	2	
INTRACO	39.8	39.8	1.6	40	2	
BSCCL	219.0	219.0	1.5	7	1	
NBL	8.6	8.6	1.3	150	1	
AL-HAJTEX	138.0	133.5	1.2	9	2	
Total			712.2		98	

Upcoming Corporate Events

DSE Ticker	Right Share	Dividend		Event	Date
		Stock	Cash		
Popular Life Insurance Co. Ltd.	-	0.0%	40.0%	Record Date	25-Aug-22
Sonar Bangla Insurance Ltd.	-	0.0%	15.0%	Record Date	25-Aug-22
City Bank Perpetual Bond	-	0.0%	9.6%	Record Date	29-Aug-22
Sonali Life Insurance Company Limited	-	0.0%	13.0%	Record Date	31-Aug-22
Walton Hi-Tech Industries PLC	-	0.0%	250.0%	Record Date	4-Sep-22
GSP Finance Company (Bangladesh) Limited	-	7.5%	2.5%	Record Date	4-Sep-22
SEML Lecture Equity Management Fund	-	0.0%	5.0%	Record Date	4-Sep-22
Sunlife Insurance Company Limited	-	0.0%	0.0%	Record Date	4-Sep-22
SEML IBBL Shariah Fund	-	0.0%	6.0%	Record Date	4-Sep-22
SEML FBLSL Growth Fund	-	0.0%	15.0%	Record Date	4-Sep-22
ICB AMCL Second Mutual Fund	-	0.0%	6.0%	Record Date	5-Sep-22
ICB Employees Provident MF 1: Scheme 1	-	0.0%	5.0%	Record Date	5-Sep-22
Prime Bank 1st ICB AMCL Mutual Fund	-	0.0%	5.0%	Record Date	5-Sep-22
Phoenix Finance 1st Mutual Fund	-	0.0%	5.0%	Record Date	5-Sep-22
ICB AMCL Third NRB Mutual Fund	-	0.0%	5.0%	Record Date	5-Sep-22
IFIL Islamic Mutual Fund-1	-	0.0%	4.0%	Record Date	5-Sep-22
ICB AMCL Sonali Bank Limited 1st Mutual Fund	-	0.0%	5.0%	Record Date	5-Sep-22

Disclaimer: This report has been prepared by BRAC EPL Stock Brokerage Ltd and is provided for information purposes. It is not, under any circumstances, to be used or considered as an offer to sell, or a solicitation of any offer to buy. Reasonable care has been taken to ensure that the information is not untrue and misleading. BRAC EPL Stock Brokerage Ltd makes no representation or warranty as to the accuracy or completeness of such information. All opinions and estimates included in this report constitute our judgment as of this date and are subject to change without notice.