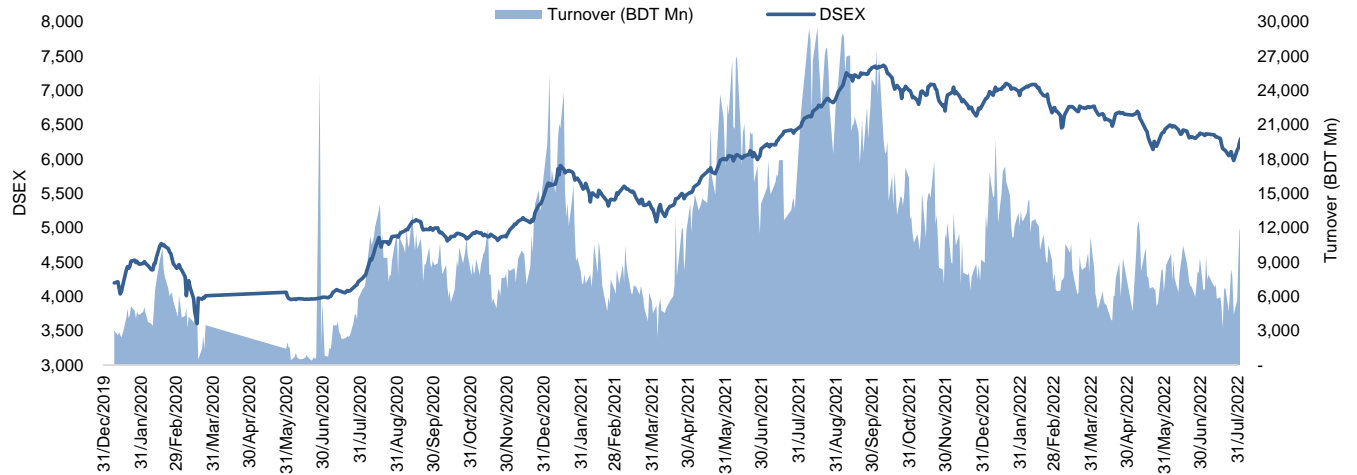


Daily Market Update

The market closed in green today. The benchmark index DSEX (+0.74%) gained 46.73 points and closed at 6,401.81. The blue-chip index DS30 (+0.16%), the Shariah-based index DSES (-0.01%), and the large-cap index CDSET (+0.15%) closed at 2,271.01, 1,390.41, and 1,243.07 points, respectively. Most of the large-cap sectors posted positive performance today. Bank booked the highest gain of 1.60% followed by Engineering (+0.74%), NBF1 (+0.57%), Fuel & Power (+0.51%), Telecommunication (+0.29%), Food & Allied (+0.08%), and Pharmaceutical (-0.36%), respectively. Block trades contributed 0.6% of the overall market turnover. Orion Pharma Ltd. (-0.6%) was the most traded share with a turnover of BDT 1,140 million.



Index	Closing	Opening	Point Δ	%Δ	YTD %Δ
DSEX	6,401.81	6,355.07	+46.73	+0.74%	-5.3%
DS30	2,271.01	2,267.35	+3.66	+0.16%	-10.3%
DSES	1,390.41	1,390.61	-0.20	-0.01%	-2.8%
CDSET	1,243.07	1,241.26	+1.81	+0.15%	-8.5%

	Advanced	Declined	Unchanged	Total
All Category	219	102	61	382
A Category (Equity)	167	57	36	260
B Category (Equity)	44	37	12	93
N Category (Equity)	4	1	1	6
Z Category (Equity)	4	7	12	23
Mutual Funds	14	4	17	35
Corporate Bonds	2	0	0	2

		Today	Last Day	Daily %Δ
Mcap	Mn BDT	5,160,119	5,132,404	
	Mn USD	54,317	54,025	+0.5%
Turnover	Mn BDT	21,051	17,775	
	Mn USD	222	187	+18.4%
Volume	Mn Shares	526	414	+27.0%
No. of Trade		317,330	267,596	+18.6%

* Exchange Rate is BDT 95.00 as of Aug 28, 2022

Figure: Sectorial Turnover (BDT)

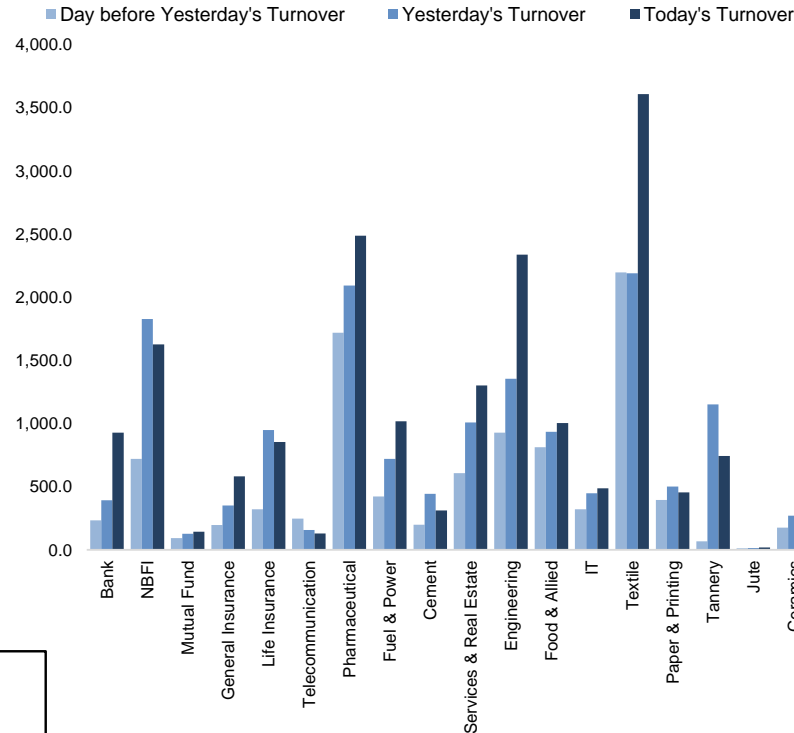
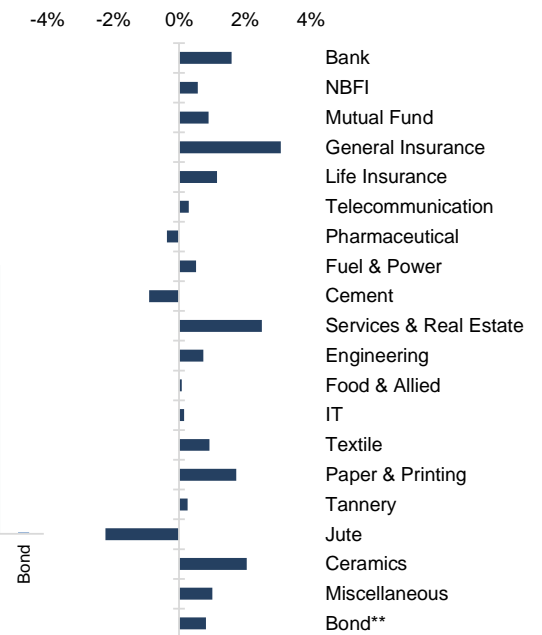


Figure: Sectorial Mcap Change



Market PE 15.8x
Market PB 1.7x

Fahim Hassan Research Associate (880) 1709636546 fahim.hassan@bracepl.com	Billal Hossain Research Associate (880) 1708805229 billal.hossain@bracepl.com
---	---

Sector Index	Closing	Opening	Points Δ	%Δ	No. of Companies	Mcap (BDT Mn)	% of Total Mcap	Turnover (BDT Mn)	% of Total Turnover	PE	PB	Top Twenty Market Cap	Mcap (BDT Mn)	% of Total Mcap	Turnover (BDT Mn)	PE	PB
Bank	1,453	1,430	+22.84	+1.60%	33	670,294	14.7%	928.4	4.5%	7.8x	0.8x	GP	389,967	8.6%	38.9	11.5x	7.8x
NBFI	2,118	2,106	+12.04	+0.57%	23	208,629	4.6%	1,626.7	7.9%	NM	4.0x	WALTONHIL	317,408	7.0%	35.4	26.1x	3.1x
Mutual Fund	889	881	+7.92	+0.90%	36	39,186	0.9%	142.9	0.7%	NM	0.8x	BATBC	281,232	6.2%	85.5	18.2x	7.4x
General Insurance	3,269	3,171	+98.04	+3.09%	41	96,622	2.1%	580.4	2.8%	15.6x	1.6x	SQURPHARMA	188,991	4.2%	101.3	10.2x	1.9x
Life Insurance	2,448	2,421	+27.96	+1.16%	13	70,561	1.5%	853.4	4.2%	NM	NM	ROBI	157,138	3.5%	9.8	NM	2.4x
Telecommunication	4,956	4,941	+14.48	+0.29%	3	583,516	12.8%	129.9	0.6%	15.5x	4.6x	RENATA	140,058	3.1%	13.1	25.3x	4.9x
Pharmaceutical	3,830	3,844	-13.97	-0.36%	32	719,340	15.8%	2,486.7	12.1%	17.8x	2.6x	UPGDCL	139,533	3.1%	7.2	11.3x	4.3x
Fuel & Power	1,752	1,744	+8.96	+0.51%	23	457,441	10.0%	1,016.8	5.0%	11.5x	1.2x	BEXIMCO	105,334	2.3%	1,054.8	7.3x	1.4x
Cement	2,552	2,576	-23.36	-0.91%	7	123,012	2.7%	311.0	1.5%	26.8x	2.7x	LHBL	85,709	1.9%	271.2	22.0x	4.8x
Services & Real Estate	1,577	1,538	+38.78	+2.52%	8	59,631	1.3%	1,300.3	6.3%	83.0x	1.1x	BERGERPBL	81,913	1.8%	1.3	26.6x	7.1x
Engineering	4,621	4,587	+33.92	+0.74%	42	541,041	11.9%	2,337.6	11.4%	20.4x	1.9x	ICB	78,406	1.7%	6.8	44.4x	1.7x
Food & Allied	21,553	21,535	+17.87	+0.08%	21	382,732	8.4%	1,003.2	4.9%	23.0x	8.1x	MARICO	77,852	1.7%	10.7	22.2x	33.8x
IT	2,620	2,616	+4.00	+0.15%	11	33,567	0.7%	485.7	2.4%	27.3x	2.4x	BXPBARMA	72,805	1.6%	90.4	12.7x	1.8x
Textile	1,722	1,706	+15.78	+0.92%	58	185,764	4.1%	3,608.5	17.6%	27.9x	1.1x	BEACONPHAR	59,159	1.3%	58.6	63.2x	10.1x
Paper & Printing	11,115	10,925	+190.46	+1.74%	6	40,687	0.9%	455.2	2.2%	NM	2.8x	BRACBANK	57,619	1.3%	130.9	11.3x	1.0x
Tannery	3,157	3,149	+8.22	+0.26%	6	33,719	0.7%	742.3	3.6%	35.5x	3.2x	ISLAMIBANK	53,613	1.2%	15.1	11.0x	0.8x
Jute	8,830	9,032	-201.97	-2.24%	3	2,035	0.0%	19.3	0.1%	NM	28.7x	DUTCHBANGL	44,945	1.0%	24.5	7.8x	1.2x
Ceramics	762	747	+15.39	+2.06%	5	33,983	0.7%	383.0	1.9%	31.9x	2.0x	TITASGAS	42,438	0.9%	136.8	12.7x	0.6x
Miscellaneous	4,309	4,266	+43.10	+1.01%	15	238,939	5.2%	2,125.8	10.3%	11.7x	2.0x	POWERGRID	37,846	0.8%	73.5	10.3x	0.4x
Bond**	90	89	+0.73	+0.82%	9	37,277	0.8%	4.1	0.0%	NM	NM	SUMITPOWER	36,735	0.8%	12.6	8.8x	1.0x

Top Ten Gainers	Close Price (BDT)	Δ%	Turnover (BDT Mn)	PE	PB
COPPERTECH	47.4	+10.0%	367.9	27.4x	3.6x
RSRSTEEL	23.2	+10.0%	62.1	NM	0.5x
MALEKSPIN	40.1	+9.9%	646.8	9.3x	0.8x
BPML	59.2	+9.8%	62.3	21.8x	1.3x
METROSPIN	42.6	+9.8%	219.0	30.1x	2.1x
UTTARAFIN	39.4	+9.7%	14.0	9.1x	0.6x
EHL	80.1	+9.7%	528.4	16.2x	1x
DACCADYE	22.7	+9.7%	163.4	24.7x	0.6x
BBS	25.0	+9.6%	304.7	22.4x	1.6x
AMANFEED	39.1	+9.5%	184.4	16.2x	1.2x

Top Ten Losers	Close Price (BDT)	Δ%	Turnover (BDT Mn)	PE	PB
SONARGAON	64.7	-9.5%	93.2	NM	5.7x
UNIONCAP	12.4	-8.1%	58.6	NM	NM
PAPERPROC	250.8	-7.8%	152.6	82.2x	8.4x
SUNLIFEINS	65.7	-7.3%	50.4	NM	NM
JUTESPINN	174.3	-6.8%	1.7	NM	NM
BEACONPHAR	256.1	-6.8%	58.6	63.2x	10.1x
MONOSPOOL	203.8	-6.3%	78.3	67.0x	4.8x
FAREASTLIF	78.0	-5.8%	97.6	NM	NM
PRIMEFIN	14.1	-5.4%	70.1	35.2x	1.3x
KAY&QUE	284.2	-5.3%	33.7	NM	3.7x

Top Twenty Free Float Mcap	Free Float Mcap (BDT Mn)	% of Total Free Float Mcap	PE	PB
SQURPHARMA	123,657	7.2%	10.2x	1.9x
BATBC	74,386	4.3%	18.2x	7.4x
BEXIMCO	73,154	4.2%	7.3x	1.4x
RENATA	68,376	4.0%	25.3x	4.9x
BXPBARMA	50,833	2.9%	12.7x	1.8x
BEACONPHAR	41,411	2.4%	63.2x	10.1x
GP	38,997	2.3%	11.5x	7.8x
BRACBANK	30,976	1.8%	11.3x	1.0x
LHBL	30,273	1.8%	22.0x	4.8x
EBL	24,179	1.4%	7.7x	1.1x
ISLAMIBANK	24,083	1.4%	11.0x	0.8x
NBL	19,116	1.1%	NM	0.5x
PUBALIBANK	19,089	1.1%	5.7x	0.7x
CITYBANK	17,938	1.0%	4.7x	0.7x
ORIONPHARM	17,222	1.0%	26.4x	1.3x
OLYMPIC	16,288	0.9%	18.3x	2.9x
ROBI	15,714	0.9%	NM	2.4x
BSRMLTD	15,074	0.9%	5.2x	0.7x
ALARABANK	14,671	0.8%	12.0x	1.1x
IFIC	14,079	0.8%	12.2x	0.7x

Most Traded Share	Close Price (BDT)	Δ%	Turnover (BDT Mn)	PE	PB
ORIONPHARM	108.2	-0.6%	1,140.4	26.4x	1.3x
BEXIMCO	120.2	+0.9%	1,054.8	7.3x	1.4x
FORTUNE	81.5	+1.6%	680.2	26.7x	5.4x
MALEKSPIN	40.1	+9.9%	646.8	9.3x	0.8x
DELTALIFE	164.1	+5.7%	529.9	NM	NM
IPDC	72.8	-4.5%	529.4	29.6x	4.3x
EHL	80.1	+9.7%	528.4	16.2x	1.1x
MAKSONSPIN	28.9	+4.7%	425.3	8.3x	1.3x
COPPERTECH	47.4	+10.0%	367.9	27.4x	3.6x
BSC	126.4	+2.0%	343.6	9.4x	1.8x

Block Trade	Maximum Price (BDT)	Minimum Price (BDT)	No. of Trade	Quantity ('000)	Turnover (BDT Mn)
SEAPEARL	60.2	55.8	12.0	2,096	117.77
ORIONINFU	210.0	200.8	12.0	563	113.42
INTRACO	42.5	38.8	15.0	1,223	49.74
BXPBARMA	170.9	155.0	4.0	175	29.89
METROSPIN	42.6	39.0	12.0	720	29.43
PTL	83.5	78.5	2.0	212	17.64
SUNLIFEINS	72.5	71.0	3.0	200	14.35
AL-HAJTEX	138.1	133.0	9.0	81	10.95
PRIMEINSUR	82.9	82.8	9.0	127	10.50
BSC	127.8	127.8	1.0	80	10.22

*NBFI Sector PE calculation methodology has been modified to reflect positive earnings only.

** The base of the Bond index starts at 100, starting from Jan 13, 2022

Block Trade	Maximum Price (BDT)	Minimum Price (BDT)	Turnover (BDT Mn)	Quantity ('000)	No. of Trade
SEAPEARL	60.2	55.8	117.8	2,096	12
ORIONINFU	210.0	200.8	113.4	563	12
INTRACO	42.5	38.8	49.7	1,223	15
BXPHERMA	170.9	155.0	29.9	175	4
METROSPIN	42.6	39.0	29.4	720	12
PTL	83.5	78.5	17.6	212	2
SUNLIFEINS	72.5	71.0	14.4	200	3
AL-HAJTEX	138.1	133.0	11.0	81	9
PRIMEINSUR	82.9	82.8	10.5	127	9
BSC	127.8	127.8	10.2	80	1
KDSALTD	87.0	83.0	8.0	95	2
LRBDL	35.1	35.1	7.7	220	2
MONNOFABR	27.9	25.0	7.1	280	2
IPDC	83.5	71.0	7.1	94	3
SALVOCHEM	61.8	61.8	6.8	110	1
GSPFINANCE	32.6	32.6	6.5	200	3
SONARGAON	77.0	76.0	6.1	80	3
FORTUNE	88.0	88.0	5.5	63	1
OLYMPIC	140.0	133.0	4.8	34	3
ORIONPHARM	113.0	113.0	4.5	40	1
ISLAMIBANK	33.3	33.3	4.5	135	1
SHURWID	21.4	21.4	3.7	173	1
Total			510.2		134

Upcoming Corporate Events

DSE Ticker	Right Share	Dividend		Event	Date
		Stock	Cash		
City Bank Perpetual Bond	-	0.0%	9.6%	Record Date	29-Aug-22
Sonali Life Insurance Company Limited	-	0.0%	13.0%	Record Date	31-Aug-22
Walton Hi-Tech Industries PLC	-	0.0%	250.0%	Record Date	4-Sep-22
GSP Finance Company (Bangladesh) Limited	-	7.5%	2.5%	Record Date	4-Sep-22
SEML Lecture Equity Management Fund	-	0.0%	5.0%	Record Date	4-Sep-22
Sunlife Insurance Company Limited	-	0.0%	0.0%	Record Date	4-Sep-22
SEML IBBL Shariah Fund	-	0.0%	6.0%	Record Date	4-Sep-22
SEML FBLSL Growth Fund	-	0.0%	15.0%	Record Date	4-Sep-22
ICB AMCL Second Mutual Fund	-	0.0%	6.0%	Record Date	5-Sep-22
ICB Employees Provident MF 1: Scheme 1	-	0.0%	5.0%	Record Date	5-Sep-22
Prime Bank 1st ICB AMCL Mutual Fund	-	0.0%	5.0%	Record Date	5-Sep-22
Phoenix Finance 1st Mutual Fund	-	0.0%	5.0%	Record Date	5-Sep-22
ICB AMCL Third NRB Mutual Fund	-	0.0%	5.0%	Record Date	5-Sep-22
IFIL Islamic Mutual Fund-1	-	0.0%	4.0%	Record Date	5-Sep-22
ICB AMCL Sonali Bank Limited 1st Mutual Fund	-	0.0%	5.0%	Record Date	5-Sep-22
ICB AMCL First Agrani Bank Mutual Fund	-	0.0%	9.0%	Record Date	5-Sep-22
Green Delta Mutual Fund	-	0.0%	7.0%	Record Date	5-Sep-22

Important DSE News
ILFSL

The Board of Directors has recommended No Dividend for the year ended December 31, 2021. Date of AGM: 29.09.2022, Time: 11.00 AM, Venue: Digital Platform. Record Date: 15.09.2022. The Company has also reported Consolidated EPS of Tk. (09.26), Consolidated NAV per share of Tk. (154.19) and Consolidated NOCFPS of Tk. (1.51) for the year ended December 31, 2021 as against Tk. (31.30), Tk. (144.93) and NOCFPS of Tk. (7.04) respectively for the same period of the previous year. The Company has further informed that Net Profit After Tax has been increased by BDT 488.02 crore compared to last year. Reasons are as follows: i) Interest expense has been decreased by BDT 91.55 crore in comparison from the last year due increase of the cost of fund of the Company. ii) Operating expenses has been decreased BDT 3.31 crore as a result of decreasing salaries & allowances and other expenses. iii) Provision for leases, loans and advances has been decreased to BDT 404.99 crore.

IFIC

The Company has informed that the Board has decided to issue 4th Non-Convertible Coupon Bearing Subordinated Bond of BDT 5000.00 (five thousand) million for Tier 2 capital as per BASEL III subject to approval of Bangladesh Securities and Exchange Commission and Bangladesh Bank.

CITYBANK

The Company has informed that the Trustee of City Bank Perpetual Bond has determined the coupon rate of the bond in line with the approved coupon rate mechanism, which will be applicable from September 01, 2022 to February 28, 2023. Accordingly, it has been determined that the applicable "Coupon Rate" for this period will be 10.00 % per annum.

MERCANBANK

Mr. A.K.M. Shaheed Reza, one of the Sponsors of the Company, has expressed his intention to sell 6,00,000 shares out of his holding 4,83,94,126 shares of the Company at prevailing market price (in the Public Market) through Dhaka Stock Exchange within next 30 working days.

Disclaimer: This report has been prepared by BRAC EPL Stock Brokerage Ltd and is provided for information purposes. It is not, under any circumstances, to be used or considered as an offer to sell, or a solicitation of any offer to buy. Reasonable care has been taken to ensure that the information is not untrue and misleading. BRAC EPL Stock Brokerage Ltd makes no representation or warranty as to the accuracy or completeness of such information. All opinions and estimates included in this report constitute our judgment as of this date and are subject to change without notice.