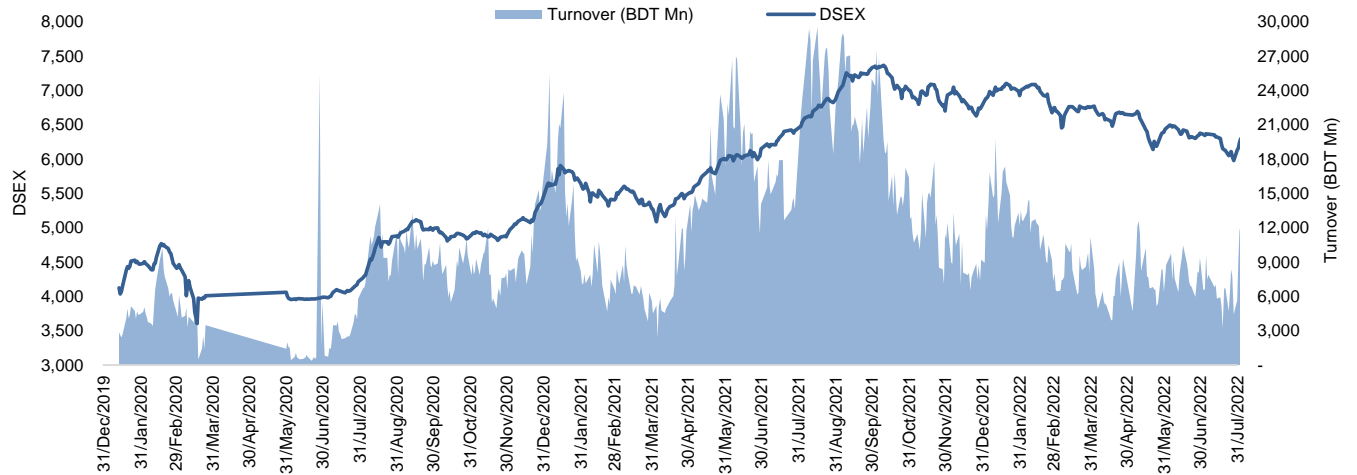


**Daily Market Update**

The market closed in green today. The benchmark index DSEX (+0.39%) gained 24.85 points and closed at 6,432.83. The blue-chip index DS30 (+0.17%), the Shariah-based index DSES (+0.21%), and the large-cap index CDSET (-0.01%) closed at 2,279.33, 1,396.28, and 1,247.61 points, respectively. Large-cap sectors posted mixed performance today. NBFi booked the highest gain of 2.35% followed by Pharmaceutical (+0.58%), Engineering (+0.37%). Telecommunication experienced the highest loss of 1.19% followed by Fuel & Power (-0.25%), Bank (-0.24%), Food & Allied (-0.04%). Block trades contributed 0.9% of the overall market turnover. Bangladesh Export Import Company Ltd. (-1.4%) was the most traded share with a turnover of BDT 929 million.



Index	Closing	Opening	Point Δ	%Δ	YTD %Δ
DSEX	6,432.83	6,407.98	+24.85	+0.39%	-4.8%
DS30	2,279.33	2,275.36	+3.97	+0.17%	-10.0%
DSES	1,396.28	1,393.35	+2.93	+0.21%	-2.4%
CDSET	1,247.61	1,247.74	-0.13	-0.01%	-8.2%

	Advanced	Declined	Unchanged	Total
All Category	184	123	73	380
A Category (Equity)	120	96	44	260
B Category (Equity)	54	23	16	93
N Category (Equity)	3	2	1	6
Z Category (Equity)	7	2	12	21
Mutual Funds	7	7	21	35
Corporate Bonds	1	1	2	4

		Today	Last Day	Daily %Δ
Mcap	Mn BDT	5,174,288	5,167,560	
	Mn USD	54,466	54,395	+0.1%
Turnover	Mn BDT	17,693	17,449	
	Mn USD	186	184	+1.4%
Volume	Mn Shares	473	427	+10.7%
No. of Trade		283,775	287,601	-1.3%

\* Exchange Rate is BDT 95.00 as of Aug 30, 2022

Figure: Sectorial Turnover (BDT)

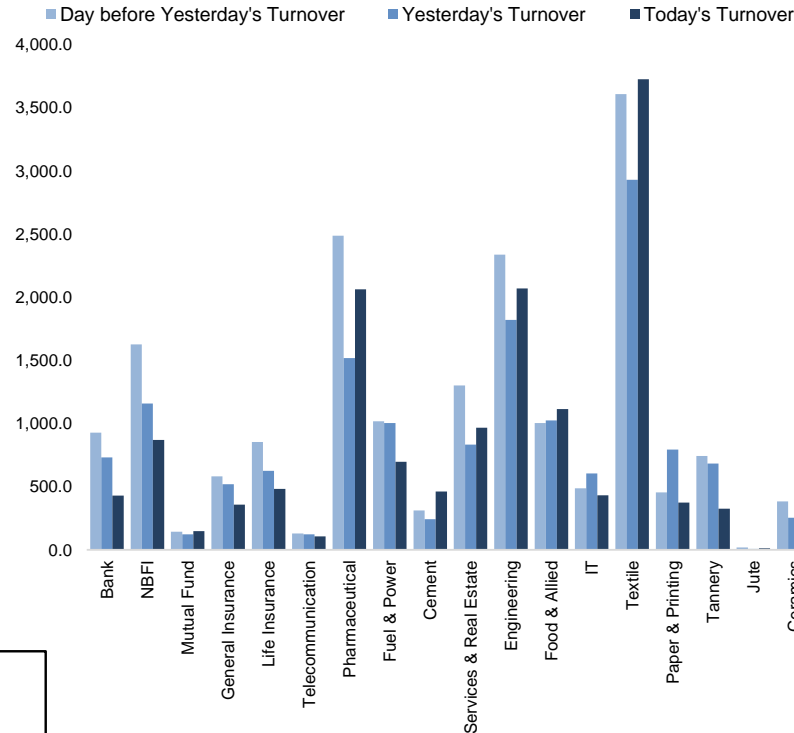
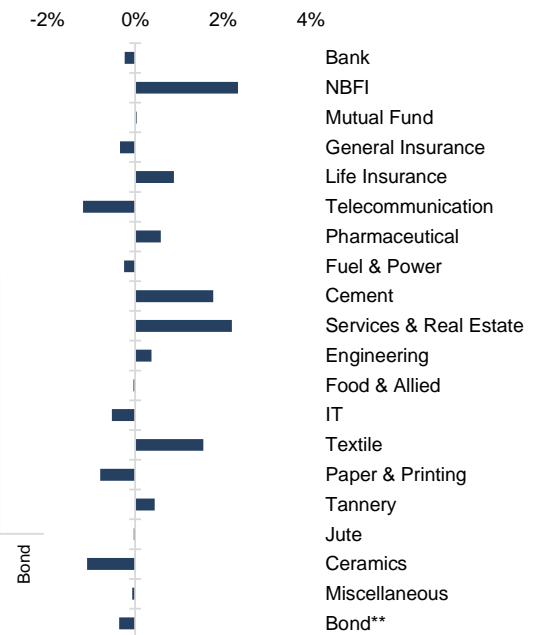


Figure: Sectorial Mcap Change



Market PE 15.8x  
Market PB 1.7x

<b>Fahim Hassan</b> Research Associate (880) 1709636546 fahim.hassan@bracepl.com	<b>Billal Hossain</b> Research Associate (880) 1708805229 billal.hossain@bracepl.com
---	---

Sector Index	Closing	Opening	Points Δ	%Δ	No. of Companies	Mcap (BDT Mn)	% of Total Mcap	Turnover (BDT Mn)	% of Total Turnover	PE	PB	Top Twenty Market Cap	Mcap (BDT Mn)	% of Total Mcap	Turnover (BDT Mn)	PE	PB
Bank	1,452	1,456	-3.47	-0.24%	33	669,909	14.7%	430.0	2.5%	7.8x	0.8x	GP	389,021	8.5%	42.8	11.4x	7.7x
NBFI	2,126	2,078	+48.73	+2.35%	23	209,426	4.6%	870.8	5.1%	NM	4.0x	WALTONHIL	317,439	6.9%	30.3	26.1x	3.1x
Mutual Fund	889	889	+0.29	+0.03%	36	39,182	0.9%	147.0	0.9%	NM	0.8x	BATBC	280,476	6.1%	145.4	18.1x	7.4x
General Insurance	3,225	3,237	-11.08	-0.34%	41	95,340	2.1%	358.5	2.1%	15.4x	1.5x	SQURPHARMA	187,839	4.1%	144.3	10.1x	1.9x
Life Insurance	2,435	2,414	+21.38	+0.89%	13	70,180	1.5%	481.5	2.8%	NM	NM	ROBI	157,138	3.4%	11.8	NM	2.4x
Telecommunication	4,952	5,011	-59.61	-1.19%	3	583,016	12.8%	107.3	0.6%	15.5x	4.6x	RENATA	140,337	3.1%	10.3	25.3x	4.9x
Pharmaceutical	3,846	3,824	+22.26	+0.58%	32	722,233	15.8%	2,062.7	12.2%	17.8x	2.6x	UPGDCL	137,446	3.0%	8.6	11.1x	4.2x
Fuel & Power	1,755	1,759	-4.36	-0.25%	23	458,032	10.0%	697.9	4.1%	11.5x	1.2x	BEXIMCO	104,545	2.3%	929.1	7.3x	1.4x
Cement	2,572	2,527	+44.91	+1.78%	7	123,960	2.7%	462.3	2.7%	27.0x	2.7x	LHBL	86,755	1.9%	429.4	22.2x	4.9x
Services & Real Estate	1,619	1,584	+34.94	+2.21%	8	61,217	1.3%	967.2	5.7%	85.2x	1.2x	BERGERPBL	83,012	1.8%	9.2	26.9x	7.2x
Engineering	4,636	4,618	+17.23	+0.37%	42	542,784	11.9%	2,069.1	12.2%	20.4x	1.9x	ICB	79,292	1.7%	4.3	44.9x	1.8x
Food & Allied	21,657	21,665	-8.40	-0.04%	21	384,572	8.4%	1,114.2	6.6%	23.1x	8.1x	MARICO	77,789	1.7%	7.9	22.2x	33.8x
IT	2,622	2,636	-13.96	-0.53%	11	33,598	0.7%	432.6	2.6%	27.3x	2.4x	BXPHARMA	73,475	1.6%	62.0	12.8x	1.8x
Textile	1,763	1,736	+26.94	+1.55%	58	190,166	4.2%	3,724.0	22.0%	28.6x	1.2x	BEACONPHAR	61,053	1.3%	13.5	65.3x	10.5x
Paper & Printing	11,172	11,261	-89.57	-0.80%	6	40,894	0.9%	374.5	2.2%	NM	2.8x	BRACBANK	57,619	1.3%	59.5	11.3x	1.0x
Tannery	3,136	3,122	+13.88	+0.44%	6	33,487	0.7%	326.2	1.9%	35.3x	3.2x	ISLAMIBANK	53,452	1.2%	9.9	11.0x	0.8x
Jute	8,807	8,810	-2.83	-0.03%	3	2,029	0.0%	11.1	0.1%	NM	28.6x	DUTCHBANGL	45,015	1.0%	3.0	7.8x	1.2x
Ceramics	747	755	-8.27	-1.09%	5	33,309	0.7%	232.5	1.4%	31.2x	2.0x	TITASGAS	41,745	0.9%	61.0	12.5x	0.6x
Miscellaneous	4,355	4,358	-2.97	-0.07%	15	241,519	5.3%	2,045.6	12.1%	11.8x	2.0x	POWERGRID	38,131	0.8%	81.2	10.4x	0.4x
Bond**	90	90	-0.33	-0.36%	9	37,290	0.8%	0.6	0.0%	NM	NM	SUMITPOWER	38,016	0.8%	27.7	9.1x	1.0x

Top Ten Gainers	Close Price (BDT)	Δ%	Turnover (BDT Mn)	PE	PB
EHL	87.5	+9.9%	449.9	17.7x	1.2x
ADVENT	27.1	+9.7%	98.8	23.0x	1.9x
NHFIL	55.5	+9.7%	180.3	24.5x	3.0x
PDL	13.5	+8.9%	127.5	NM	1.0x
APEXFOODS	254.2	+8.7%	67.6	89.2x	1.9x
ORIONINFU	265.5	+8.7%	172.3	NM	19.6x
APEXSPINN	164.3	+8.1%	51.3	53.0x	3x
ALIF	15.5	+7.6%	296.1	28.2x	1.1x
NTC	822.5	+7.5%	149.4	NM	15.8x
IBP	19.6	+7.1%	141.6	19.3x	1.4x

Top Twenty Free Float Mcap	Free Float Mcap (BDT Mn)	% of Total Free Float Mcap	PE	PB
SQURPHARMA	122,903	7.1%	10.1x	1.9x
BATBC	74,186	4.3%	18.1x	7.4x
BEXIMCO	72,606	4.2%	7.3x	1.4x
RENATA	68,513	3.9%	25.3x	4.9x
BXPHARMA	51,300	3.0%	12.8x	1.8x
BEACONPHAR	42,737	2.5%	65.3x	10.5x
GP	38,902	2.2%	11.4x	7.7x
BRACBANK	30,976	1.8%	11.3x	1.0x
LHBL	30,642	1.8%	22.2x	4.9x
EBL	24,254	1.4%	7.7x	1.1x
ISLAMIBANK	24,010	1.4%	11.0x	0.8x
PUBALIBANK	19,582	1.1%	5.8x	0.7x
NBL	19,116	1.1%	NM	0.5x
CITYBANK	18,180	1.0%	4.7x	0.7x
ORIONPHARM	17,079	1.0%	26.1x	1.3x
OLYMPIC	16,955	1.0%	19.0x	3.0x
ROBI	15,714	0.9%	NM	2.4x
BSRMLTD	15,042	0.9%	5.2x	0.7x
ALARABANK	14,609	0.8%	12.0x	1.1x
IFIC	14,297	0.8%	12.4x	0.7x

Most Traded Share	Close Price (BDT)	Δ%	Turnover (BDT Mn)	PE	PB
BEXIMCO	119.3	-1.4%	929.1	7.3x	1.4x
ORIONPHARM	107.3	+3.0%	778.9	26.1x	1.3x
MALEKSPIN	43.2	+6.4%	571.7	10.0x	0.9x
BSC	139.2	+2.7%	556.4	10.3x	2.0x
EHL	87.5	+9.9%	449.9	17.7x	1.2x
LHBL	74.7	+2.5%	429.4	22.2x	4.9x
BBS	27.6	+4.2%	361.0	24.8x	1.8x
ALIF	15.5	+7.6%	296.1	28.2x	1.1x
DELTALIFE	166.1	+2.9%	292.6	NM	NM
FORTUNE	79.5	-0.1%	267.1	26.1x	5.3x

Top Ten Losers	Close Price (BDT)	Δ%	Turnover (BDT Mn)	PE	PB
MONOSPOOL	192.2	-5.1%	46.6	63.2x	4.6x
PHARMAID	893.6	-4.0%	74.2	46.4x	9x
PAPERPROC	244.1	-3.8%	104.2	80.0x	8.2x
VAMLRBBF	7.7	-3.8%	2.7	NM	0.8x
NORTHNRINS	41.6	-3.3%	2.3	21.9x	1.9x
NAHEEACP	74.4	-3.3%	82.5	25.5x	4.0x
RAHIMAFOOD	248.8	-3.0%	38.7	NM	27.1x
INTRACO	43.1	-2.7%	180.2	41.3x	3.6x
JMISMDL	350.1	-2.6%	19.5	57.3x	2.8x
PRIMELIFE	56.7	-2.6%	7.6	NM	NM

Block Trade	Maximum Price (BDT)	Minimum Price (BDT)	No. of Trade	Quantity ('000)	Turnover (BDT Mn)
SBACBANK	10.6	10.6	4.0	17,500	185.50
ORIONINFU	250.5	223.0	11.0	614	139.31
ORIONPHARM	110.0	96.1	11.0	1,051	108.68
AL-HAJTEX	139.2	134.0	14.0	524	71.18
KDSALTD	88.0	82.0	13.0	527	44.29
EHL	87.5	75.0	9.0	326	27.54
NBL	8.3	8.3	27.0	2,987	24.79
NEWLINE	45.1	45.1	3.0	471	21.22
BXPHARMA	178.3	178.3	1.0	100	17.83
SUNLIFEINS	67.1	63.0	5.0	268	16.96

\*NBFI Sector PE calculation methodology has been modified to reflect positive earnings only.

\*\* The base of the Bond index starts at 100, starting from Jan 13, 2022

Block Trade	Maximum Price (BDT)	Minimum Price (BDT)	Turnover (BDT Mn)	Quantity ('000)	No. of Trade
SBACBANK	10.6	10.6	185.5	17,500	4
ORIONINFU	250.5	223.0	139.3	614	11
ORIONPHARM	110.0	96.1	108.7	1,051	11
AL-HAJTEX	139.2	134.0	71.2	524	14
KDSALTD	88.0	82.0	44.3	527	13
EHL	87.5	75.0	27.5	326	9
NBL	8.3	8.3	24.8	2,987	27
NEWLINE	45.1	45.1	21.2	471	3
BXPBARMA	178.3	178.3	17.8	100	1
SUNLIFEINS	67.1	63.0	17.0	268	5
FEKDIL	24.9	23.5	13.3	542	3
GSPFINANCE	33.6	32.6	13.3	404	6
FAREASTLIF	78.0	78.0	11.7	150	1
SONALIPAPR	740.5	710.0	8.4	12	2
NTC	800.1	800.1	8.0	10	1
INTRACO	47.9	45.0	7.7	167	2
ALIF	14.8	14.8	6.7	450	2
SAPORTL	37.7	37.2	5.3	142	2
SQURPHARMA	212.2	212.2	4.2	20	1
RDFOOD	44.7	44.2	3.3	75	2
BEXIMCO	121.5	121.5	3.2	26	1
COPPERTECH	52.7	45.0	3.1	64	4
<b>Total</b>			<b>777.8</b>		<b>153</b>

**Upcoming Corporate Events**

DSE Ticker	Right Share	Dividend		Event	Date
		Stock	Cash		
Sonali Life Insurance Company Limited	-	0.0%	13.0%	Record Date	31-Aug-22
Walton Hi-Tech Industries PLC	-	0.0%	250.0%	Record Date	4-Sep-22
GSP Finance Company (Bangladesh) Limited	-	7.5%	2.5%	Record Date	4-Sep-22
SEML Lecture Equity Management Fund	-	0.0%	5.0%	Record Date	4-Sep-22
Sunlife Insurance Company Limited	-	0.0%	0.0%	Record Date	4-Sep-22
SEML IBBL Shariah Fund	-	0.0%	6.0%	Record Date	4-Sep-22
SEML FBLSL Growth Fund	-	0.0%	15.0%	Record Date	4-Sep-22
ICB AMCL Second Mutual Fund	-	0.0%	6.0%	Record Date	5-Sep-22
ICB Employees Provident MF 1: Scheme 1	-	0.0%	5.0%	Record Date	5-Sep-22
Prime Bank 1st ICB AMCL Mutual Fund	-	0.0%	5.0%	Record Date	5-Sep-22
Phoenix Finance 1st Mutual Fund	-	0.0%	5.0%	Record Date	5-Sep-22
ICB AMCL Third NRB Mutual Fund	-	0.0%	5.0%	Record Date	5-Sep-22
IFIL Islamic Mutual Fund-1	-	0.0%	4.0%	Record Date	5-Sep-22
ICB AMCL Sonali Bank Limited 1st Mutual Fund	-	0.0%	5.0%	Record Date	5-Sep-22
ICB AMCL First Agrani Bank Mutual Fund	-	0.0%	9.0%	Record Date	5-Sep-22
Green Delta Mutual Fund	-	0.0%	7.0%	Record Date	5-Sep-22
Asian Tiger Sandhani Life Growth Fund	-	0.0%	5.0%	Record Date	5-Sep-22

**Important DSE News**
**SONALIPAPR**

Referring to the earlier news dated May 24, 2021 regarding decision to add a new product line; the company has further informed that the Board has decided to commence the commercial operation of the new product line i.e. Aluminum Foil Paper Box from August 29, 2022. The company has also informed that on utilization of the maximum production capacity, the approximate production quantity will be 2.80 crore pieces per year and it may generate approximate additional sales revenue of BDT 19.60 core annually.

**MERCANBANK**

Mrs. Bilkis Begum, one of the Sponsors of the Company, has further informed that she has completed her sale of 7,00,000 shares of the Company at prevailing market price through Dhaka Stock Exchange as per declaration disseminated on 10.08.2022.

Mr. A.K.M Shaheed Reza, one of the Sponsors of the Company, has further informed that he has completed his sale of 10,00,000 shares of the Company at prevailing market price through Dhaka Stock Exchange as per declaration disseminated on 10.08.2022.

**SBACBANK**

Referring to the BSEC letter No. BSEC/SRMIC/2021-204/359 dated August 24, 2022, Maksudur Rahman, one of the Sponsors of the Company, has expressed his intention to sell 2,04,90,584 shares out of his holding 2,58,77,739 shares of the company at prevailing market price (in the Block Market) through Dhaka Stock Exchange within next 30 working days.

**Disclaimer:** This report has been prepared by BRAC EPL Stock Brokerage Ltd and is provided for information purposes. It is not, under any circumstances, to be used or considered as an offer to sell, or a solicitation of any offer to buy. Reasonable care has been taken to ensure that the information is not untrue and misleading. BRAC EPL Stock Brokerage Ltd makes no representation or warranty as to the accuracy or completeness of such information. All opinions and estimates included in this report constitute our judgment as of this date and are subject to change without notice.