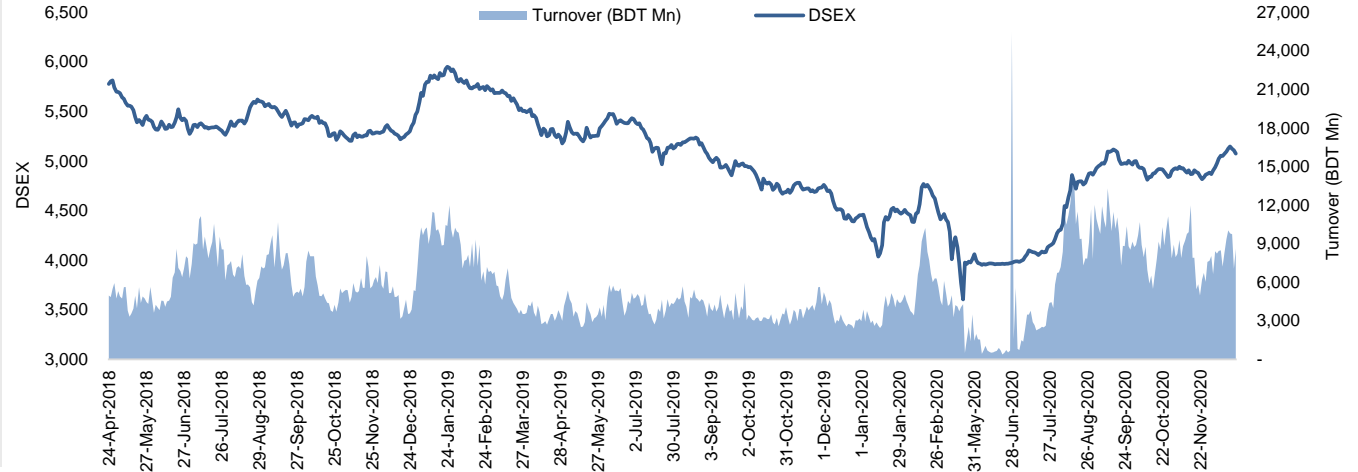


The market closed in red today. The benchmark index DSEX (-0.65%) lost 33.45 points and closed at 5,074.59. The blue-chip index DS30 (-0.25%), the Shariah-based index DSES (-0.82%), and the large-cap index CDSET (-0.58%) closed at 1,794.14, 1,170.41, and 1,040.73 points, respectively. All the large-cap sectors posted negative performance today except Engineering (+2.71%). Food & Allied experienced the highest loss of 2.18% followed by NBF1 (-2.14%), Telecommunication (-1.71%), Bank (-1.34%), Fuel & Power (-0.96%) and Pharmaceutical (-0.63%), respectively. Block trades contributed 6.7% of the overall market turnover. Bangladesh Export Import Company Ltd. (+8.4%) was the most traded share with a turnover of BDT 685 million.

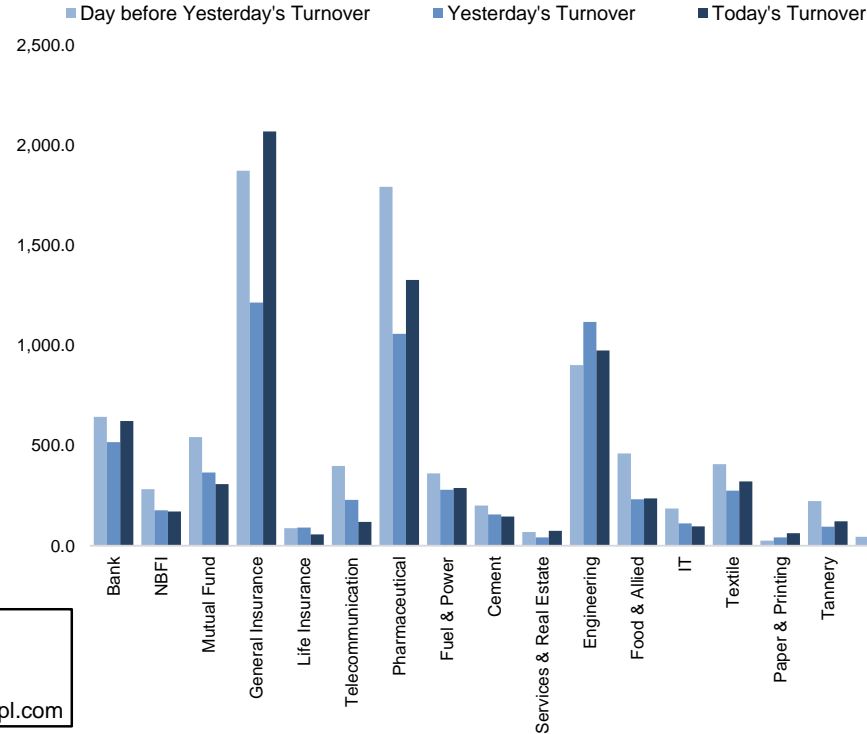


Index	Closing	Opening	Point Δ	%Δ	YTD %Δ
DSEX	5,074.59	5,108.04	-33.45	-0.65%	+14.0%
DS30	1,794.14	1,798.62	-4.48	-0.25%	+18.6%
DSES	1,170.41	1,180.09	-9.68	-0.82%	+17.1%
CDSEI	1,040.73	1,046.81	-6.08	-0.58%	+15.7%

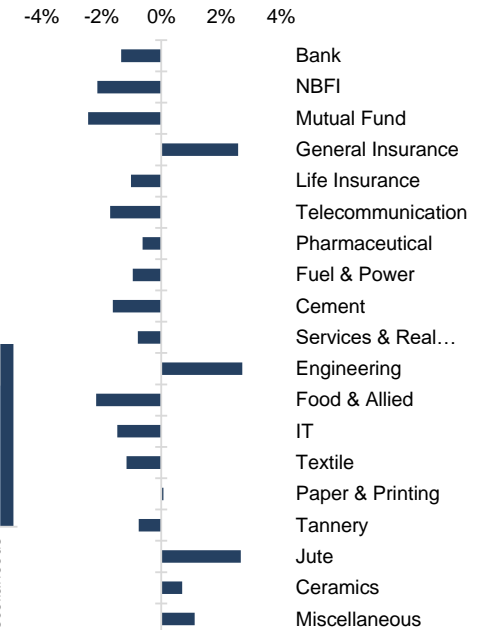
	Advanced	Declined	Unchanged	Total
<b>All Category</b>	81	213	64	358
<b>A Category (Equity)</b>	52	163	47	262
<b>B Category (Equity)</b>	15	29	11	55
<b>N Category (Equity)</b>	2	3	0	5
<b>Z Category (Equity)</b>	12	18	6	36
<b>Mutual Funds</b>	0	32	5	37
<b>Corporate Bonds</b>	1	0	1	2

		Today	Last Day	Daily %Δ
<b>Mcap</b>	Mn BDT	4,147,088	4,169,472	-0.5%
	Mn USD	48,812	49,076	
<b>Turnover</b>	Mn BDT	8,603	7,051	+22.0%
	Mn USD	101	83	
<b>Volume</b>	Mn Shares	270	234	+15.5%
<b>No. of Trade</b>		161,740	147,968	+9.3%

**Figure: Sectorial Turnover (BDT Mn)**



**Figure: Sectorial Mcap Change**



**Market PE** 17.3x  
**Market PB** 1.7x

**Md. Rafiqul Islam** Research Associate (880) 1708805229 mrafiqulislam@bracepl.com  
**Md Mahirul Quddus** Research Associate (880) 1709636546 mmahirul.quddus@bracepl.com

Sector Index	Closing	Opening	Points Δ	%Δ	No. of Companies	Mcap (BDT Mn)	% of Total Mcap	Turnover (BDT Mn)	% of Total Turnover	PE	PB	Top Twenty Market Cap	Mcap (BDT Mn)	% of Total Mcap	Turnover (BDT Mn)	PE	PB
Bank	1,347	1,366	-18.26	-1.34%	30	561,413	15.7%	623.2	7.8%	7.8x	0.8x	GP	459,237	12.8%	45.1	12.9x	10.9x
NBFI	1,760	1,799	-38.51	-2.14%	23	165,198	4.6%	171.0	2.1%	NM	2.8x	WALTONHIL	325,497	9.1%	259.3	48.0x	4.1x
Mutual Fund	946	969	-23.73	-2.45%	37	41,305	1.2%	308.4	3.8%	NM	0.8x	BATBC	196,200	5.5%	74.0	17.1x	5.3x
General Insurance	4,041	3,939	+101.51	+2.58%	36	99,022	2.8%	2,068.9	25.8%	21.9x	2.0x	SQRPHARMA	175,695	4.9%	101.8	12.6x	2.1x
Life Insurance	2,232	2,255	-22.81	-1.01%	12	59,053	1.6%	57.1	0.7%	NM	NM	UPGDCL	148,344	4.1%	103.1	20.9x	4.5x
Telecommunication	4,688	4,770	-81.50	-1.71%	2	481,994	13.5%	118.8	1.5%	13.2x	9.8x	RENATA	95,260	2.7%	12.3	23.7x	4.4x
Pharmaceutical	3,084	3,103	-19.44	-0.63%	31	554,122	15.5%	1,326.9	16.5%	19.6x	2.4x	BXPBARMA	72,136	2.0%	538.9	20.5x	2.2x
Fuel & Power	1,587	1,602	-15.31	-0.96%	20	412,463	11.5%	288.1	3.6%	12.1x	1.3x	ICB	68,091	1.9%	7.2	30.7x	1.5x
Cement	1,287	1,308	-21.15	-1.62%	7	80,811	2.3%	146.4	1.8%	32.3x	2.0x	MARICO	67,684	1.9%	44.1	23.2x	42.5x
Services & Real Estate	1,018	1,026	-8.02	-0.78%	9	41,801	1.2%	74.7	0.9%	87.6x	0.9x	BERGERPBL	65,694	1.8%	11.9	29.4x	7.4x
Engineering	3,803	3,702	+100.45	+2.71%	41	480,505	13.4%	974.4	12.1%	39.4x	2.1x	BRACBANK	58,339	1.6%	28.7	13.8x	1.3x
Food & Allied	14,189	14,505	-315.65	-2.18%	18	290,773	8.1%	236.9	3.0%	23.0x	6.3x	LHBL	47,152	1.3%	91.8	22.8x	2.8x
IT	2,272	2,306	-33.89	-1.47%	10	25,136	0.7%	96.9	1.2%	24.6x	2.1x	ISLAMIBANK	43,148	1.2%	18.1	7.7x	0.7x
Textile	1,063	1,075	-12.48	-1.16%	56	109,249	3.0%	320.9	4.0%	327.0x	0.7x	SUMITPOWER	41,220	1.2%	37.7	7.6x	1.2x
Paper & Printing	5,237	5,233	+3.82	+0.07%	4	14,845	0.4%	62.6	0.8%	61.1x	1.1x	UNILEVERCL	39,856	1.1%	76.3	43.3x	28.2x
Tannery	1,720	1,733	-13.05	-0.75%	6	18,677	0.5%	122.2	1.5%	NM	1.8x	OLYMPIC	37,569	1.0%	5.5	18.5x	4.6x
Jute	9,820	9,565	+254.36	+2.66%	3	2,310	0.1%	44.6	0.6%	NM	12.0x	DUTCHBANGL	35,200	1.0%	6.2	7.7x	1.2x
Ceramics	452	449	+3.13	+0.70%	5	23,311	0.7%	75.3	0.9%	58.3x	1.6x	TITASGAS	30,468	0.9%	10.2	8.6x	0.4x
Miscellaneous	2,156	2,133	+23.84	+1.12%	13	120,327	3.4%	912.5	11.4%	38.0x	1.3x	BEXIMCO	30,408	0.8%	685.2	68.0x	0.5x
												NATLIFEINS	29,627	0.8%	8.5	NM	NM

Top Ten Gainers	Close Price (BDT)	Δ%	Turnover (BDT Mn)	PE	PB
BNICL	58.3	+10.0%	207.2	28.4x	2.9x
BDWELDING	21.0	+9.9%	19.7	NM	1.8x
SHYAMPSUG	60.0	+9.9%	1.7	NM	NM
CONTININS	47.8	+8.6%	124.3	36.0x	2.4x
BEXIMCO	34.7	+8.4%	685.2	68.0x	0.5x
PREMIERCCEM	69.9	+7.7%	4.3	17.2x	1.5x
GLOBALINS	40.1	+6.9%	65.8	38.0x	3.0x
EIL	37.3	+5.4%	112.0	32.0x	2.4x
REPUBLIC	59.1	+5.3%	309.1	28.6x	3.6x
NORTHRNINS	49.1	+4.9%	162.0	29.3x	2.3x

Top Twenty Free Float Mcap	Free Float Mcap (BDT Mn)	% of Total Free Float Mcap	PE	PB
SQRPHARMA	114,957	8.6%	12.6x	2.1x
BXPBARMA	62,622	4.7%	20.5x	2.2x
BATBC	51,895	3.9%	17.1x	5.3x
RENATA	46,506	3.5%	23.7x	4.4x
GP	45,924	3.5%	12.9x	10.9x
BRACBANK	32,500	2.4%	13.8x	1.3x
OLYMPIC	27,151	2.0%	18.5x	4.6x
BEXIMCO	21,119	1.6%	68.0x	0.5x
ISLAMIBANK	21,004	1.6%	7.7x	0.7x
EBL	19,895	1.5%	7.1x	1.0x
CITYBANK	18,169	1.4%	8.1x	0.9x
PUBALIBANK	17,189	1.3%	10.5x	0.7x
LHBL	16,654	1.3%	22.8x	2.8x
SUMITPOWER	15,165	1.1%	7.6x	1.2x
UPGDCL	14,834	1.1%	20.9x	4.5x
NBL	14,390	1.1%	5.8x	0.4x
ALARABANK	13,369	1.0%	6.4x	1.0x
IFIC	12,887	1.0%	10.9x	0.7x
BEACONPHAR	12,063	0.9%	43.4x	3.7x
NATLIFEINS	11,874	0.9%	NM	NM

Most Traded Share	Close Price (BDT)	Δ%	Turnover (BDT Mn)	PE	PB
BEXIMCO	34.7	+8.4%	685.2	68.0x	0.5x
BXPBARMA	161.7	+4.5%	538.9	20.5x	2.2x
REPUBLIC	59.1	+5.3%	309.1	28.6x	3.6x
WALTONHIL	1,074.5	+4.7%	259.3	48.0x	4.1x
IFIC	12.6	-2.3%	216.1	10.9x	0.7x
BNICL	58.3	+10.0%	207.2	28.4x	2.9x
PARAMOUNT	128.3	-0.6%	199.2	35.1x	5.1x
SSSTEEL	17.0	+1.8%	189.4	11.8x	1.1x
ORIONPHARM	50.2	+2.7%	182.1	17.7x	0.7x
NORTHRNINS	49.1	+4.9%	162.0	29.3x	2.3x

Top Ten Losers	Close Price (BDT)	Δ%	Turnover (BDT Mn)	PE	PB
DOMINAGE	38.4	-9.9%	117.6	14.3x	2.0x
QGBALLPEN	165.1	-7.2%	10.0	NM	1.2x
UNITEDAIR	1.4	-6.7%	4.8	NM	NM
EASTRNLAB	1,066.7	-5.8%	4.7	38.5x	5.8x
BDLAMPS	175.3	-5.6%	21.8	NM	2.3x
ILFSL	5.1	-5.6%	3.3	NM	NM
UNILEVERCL	3,308.5	-5.0%	76.3	43.3x	28.2x
POWERGRID	41.5	-4.8%	13.7	9.3x	0.4x
MAKSONSPIN	8.0	-4.8%	46.2	NM	0.4x
ABB1STMF	6.0	-4.8%	14.2	NM	0.7x

Block Trade	Maximum Price (BDT)	Minimum Price (BDT)	Turnover (BDT Mn)	Quantity ('000)	No. of
ACFL	37	34.7	4.0	112	3
ACI	243	243	4.9	20	1
ADVENT	20.7	20.6	2.0	99	4
BEXIMCO	33.5	33.5	16.8	500	1
BNICL	54	53	4.6	85	2
BSCCL	140.7	140.7	1.4	10	1
BXPBARMA	161.8	157	88.1	546	3
CONFIDCEM	104.5	104.5	0.8	8	1
DOMINAGE	42.1	42.1	0.8	20	1
EASTERNINS	108.8	106	2.1	20	2

Block Trade	Maximum Price (BDT)	Minimum Price (BDT)	Turnover (BDT Mn)	Quantity ('000)	No. of Trade
EIL	36	36	0.5	14	1
FINEFOODS	73	73	2.4	33	1
IFADAUTOS	46.6	42.6	368.6	8,120	5
LHBL	43.7	43.7	0.6	13	1
MARICO	2215	2160	4.0	2	2
MERCINS	43	43	5.9	137	1
MLDYEING	46	46	0.5	12	1
NCCBANK	13.7	13.5	4.7	350	3
ORIONPHARM	49.5	49.5	5.0	100	1
PHPMF1	6.2	6.2	0.9	150	1
PROGRESLIF	104.3	104.3	10.3	99	1
RUNNERAUTO	53.7	53.7	0.8	15	1
SEMLLECMF	11.6	11.6	2.3	200	1
SQUARETEXT	28	28	0.5	19	1
SQURPHARMA	198	198	22.6	114	2
UNIQUEHRL	39.5	39.5	0.6	14	1
UPGDCL	256	256	17.4	68	3
<b>Total</b>			<b>573.2</b>		<b>46</b>

**Important DSE News**
**IFADAUTOS**

Mr. Iftekhar Ahmed Tipu, one of the Sponsor Directors of the Company, has expressed his intention to sell 2,00,00,000 shares out of her total holding of 8,28,88,162 shares of the Company at prevailing market price (in the Block Market) through Stock Exchange (DSE) within next 30 working days.

**ALLTEX**

Refer to their earlier news disseminated by DSE on 03.11.2020 regarding temporary Shutdown of the factory for reconstruction of the gas line, The Company has further informed that the Board of Directors has decided to extend the time period for additional 30 days for carrying out of refurbishment and reinstallation of underground gas line. Accordingly, during the reconstruction of the gas work all production activities will be stopped in the factory of the company. Upon completion of the gas work and recommencement of production in the factory of the company will further inform.

**NPOLYMAR**

The Company has further informed that the subscription period for rights issue will be from 24.01.2021 to 08.02.2021 (During banking hours). Record date for entitlement of rights share: 07.01.2021.

**SILVAPHL**

Al Amin Agro Fisheries Complex Ltd., one of the Placement holders of Silva Pharmaceuticals Limited (where Mrs. Sajeda Mirza, Mr. Anwar Mirza, Mr. Abdur Rahman Shibli Mirza, and Mr. Abdur Rahman Hassan Mirza are Sponsor Directors of Al Amin Agro Fisheries Complex Ltd. and are also the Sponsors of Silva Pharmaceuticals Limited) has expressed intention to sell its entire holdings of 24,50,000 shares of Silva Pharmaceuticals Limited at prevailing market price (in the Public Market) through Stock Exchange (DSE).

**CNW**

Trading of the shares of Crystal Insurance Company Limited will commence at DSE from December 21, 2020 under 'N' category. DSE Trading Code for Crystal Insurance Company Limited is "CRYSTALINS" and DSE Company Code is 25749.

**NCCBLMF1**

The Trustee Committee of the Fund has declared No dividend based on Net Loss for the year ended on December 31, 2019. The Fund has also reported EPU of Tk. (0.4819), NAV per unit of Tk. 9.75 at cost price basis, NAV per unit of Tk. 9.80 at Market price basis and NOCFPU of Tk. 1.13 for the year ended on December 31, 2019 as against Tk. 0.6540, Tk. 10.83, Tk. 11.06 and Tk. 0.01 respectively for the same period of the previous year.

**Upcoming Corporate Events**

DSE Ticker	Right Share	Dividend		Event	Date
		Stock	Cash		
DOREENPWR	-	10.0%	10.0%	Record Date	26-Dec-20

**Upcoming IPOs**

Company Name	Event	Opening Date	Closing Date
Mir Akhter Hossain Ltd	Subscription	24-12-20	30-12-20
Taufika Foods and Agro	Subscription	03-01-21	07-01-21
eGeneration Limited	Subscription	12-01-21	18-01-21

**Disclaimer:** This report has been prepared by BRAC EPL Stock Brokerage Ltd and is provided for information purposes. It is not, under any circumstances, to be used or considered as an offer to sell, or a solicitation of any offer to buy. Reasonable care has been taken to ensure that the information is not untrue and misleading. BRAC EPL Stock Brokerage Ltd makes no representation or warranty as to the accuracy or completeness of such information. All opinions and estimates included in this report constitute our judgment as of this date and are subject to change without notice.