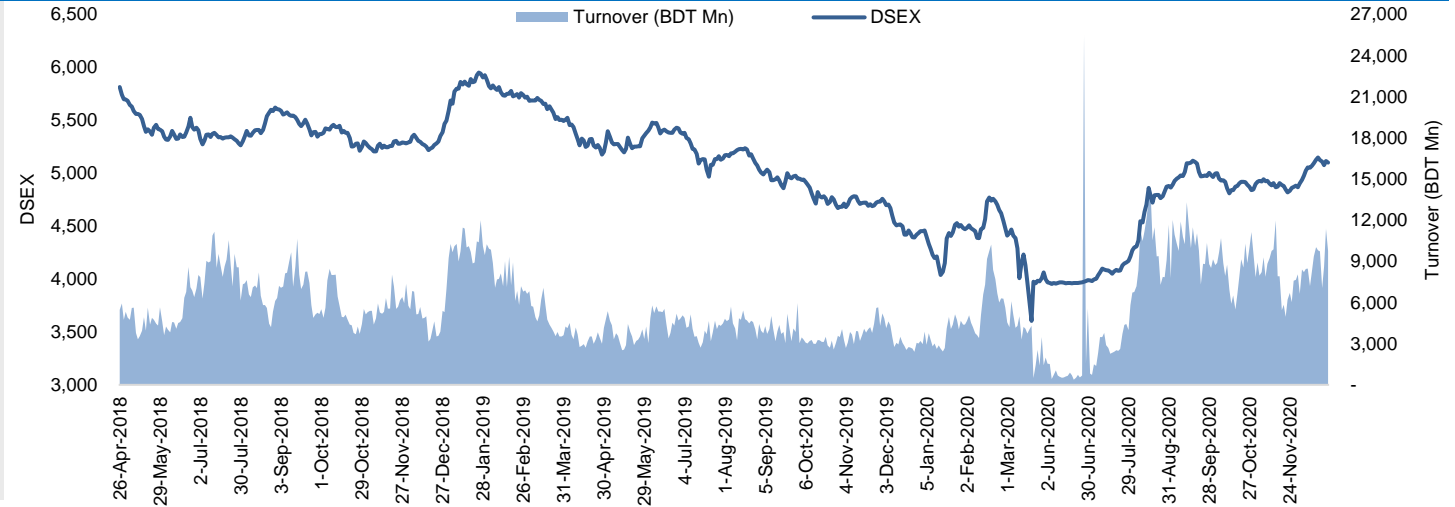


Daily Market Update

The market closed in red today. The benchmark index DSEX (-0.33%) lost 16.71 points and closed at 5,098.49. The blue-chip index DS30 (-0.31%), the Shariah-based index DSES (-0.42%), and the large-cap index CDSET (-0.29%) closed at 1,812.52, 1,178.00, and 1,048.15 points, respectively. All the large-cap sectors posted negative performance today. Food & Allied experienced the highest loss of 1.22% followed by Telecommunication (-1.07%), Engineering (-1.00%), Pharmaceutical (-0.74%), Bank (-0.71%), NBFI (-0.40%), and Fuel & Power (-0.24%), respectively. Block trades contributed 5.5% of the overall market turnover. Bangladesh Export Import Company Ltd. (+1.6%) was the most traded share with a turnover of BDT 904 million.

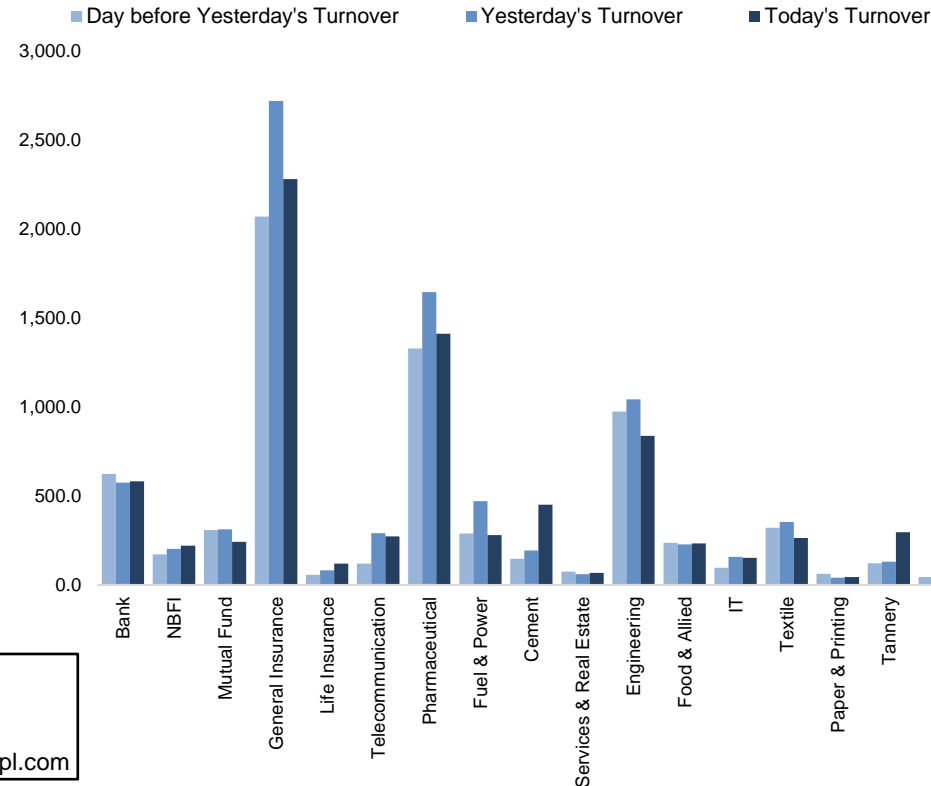
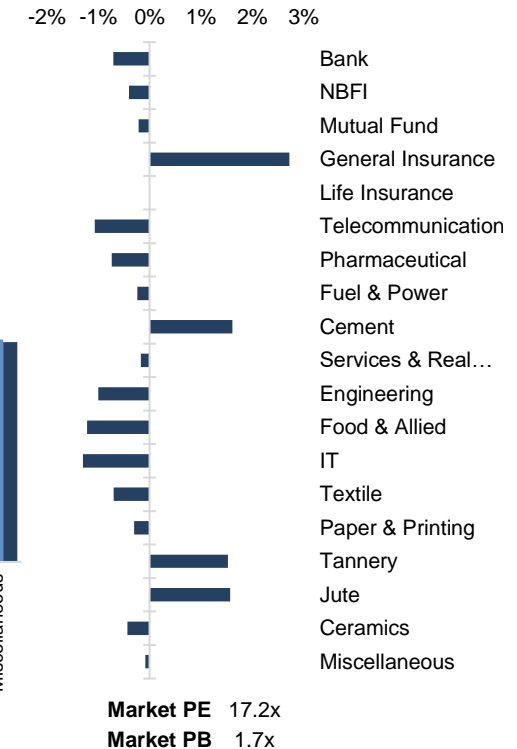


Index	Closing	Opening	Point Δ	%Δ	YTD %Δ
DSEX	5,098.49	5,115.20	-16.71	-0.33%	+14.5%
DS30	1,812.52	1,818.21	-5.69	-0.31%	+19.8%
DSES	1,178.00	1,182.91	-4.91	-0.42%	+17.8%
CDSET	1,048.15	1,051.24	-3.09	-0.29%	+16.5%

	Advanced	Declined	Unchanged	Total
All Category	84	186	88	358
A Category (Equity)	64	133	63	260
B Category (Equity)	12	26	18	56
N Category (Equity)	2	4	0	6
Z Category (Equity)	6	23	7	36
Mutual Funds	7	16	14	37
Corporate Bonds	1	1	0	2

	Today	Last Day	Daily %Δ	
Mcap	Mn BDT	4,130,335	4,150,629	-0.5%
	Mn USD	48,615	48,854	
Turnover	Mn BDT	9,755	11,373	-14.2%
	Mn USD	115	134	
Volume	Mn Shares	290	331	-12.2%
No. of Trade		174,421	191,303	-8.8%

Md. Rafiqul Islam Research Associate (880) 1708805229 mrafiqulislam@bracepl.com	Md Mahirul Quddus Research Associate (880) 1709636546 mmahirul.quddus@bracepl.com
---	---

Figure: Sectorial Turnover (BDT Mn)

Figure: Sectorial Mcap Change


Sector Index	Closing	Opening	Points Δ	%Δ	No. of Companies	Mcap (BDT Mn)	% of Total Mcap	Turnover (BDT Mn)	% of Total Turnover	PE	PB	Top Twenty Market Cap	Mcap (BDT Mn)	% of Total Mcap	Turnover (BDT Mn)	PE	PB
Bank	1,335	1,344	-9.53	-0.71%	30	556,095	15.6%	581.3	6.3%	7.7x	0.7x	GP	455,726	12.8%	28.9	12.8x	10.8x
NBFI	1,767	1,774	-7.07	-0.40%	23	165,827	4.7%	219.6	2.4%	NM	2.8x	WALTONHIL	309,411	8.7%	190.4	45.6x	3.9x
Mutual Fund	926	928	-1.99	-0.21%	37	40,467	1.1%	242.7	2.6%	NM	0.8x	BATBC	195,372	5.5%	104.3	17.0x	5.2x
General Insurance	4,094	3,986	+108.57	+2.72%	37	100,945	2.8%	2,278.8	24.7%	21.9x	2.0x	SQURPHARMA	179,861	5.0%	114.0	12.9x	2.2x
Life Insurance	2,216	2,216	+0.18	+0.01%	12	59,978	1.7%	119.4	1.3%	NM	NM	UPGDCL	146,837	4.1%	46.0	20.7x	4.5x
Telecommunication	4,665	4,715	-50.42	-1.07%	2	479,588	13.4%	273.2	3.0%	13.1x	9.8x	RENATA	95,827	2.7%	9.2	23.9x	4.4x
Pharmaceutical	3,113	3,137	-23.11	-0.74%	31	559,419	15.7%	1,409.8	15.3%	19.8x	2.4x	BXPBARMA	72,984	2.0%	586.7	20.8x	2.2x
Fuel & Power	1,577	1,581	-3.72	-0.24%	20	409,936	11.5%	279.8	3.0%	12.1x	1.3x	ICB	68,575	1.9%	2.2	30.9x	1.6x
Cement	1,321	1,300	+20.99	+1.62%	7	82,906	2.3%	451.2	4.9%	33.1x	2.1x	MARICO	66,298	1.9%	69.9	22.8x	41.6x
Services & Real Estate	1,026	1,028	-1.77	-0.17%	9	42,124	1.2%	68.1	0.7%	88.3x	0.9x	BERGERPBL	64,980	1.8%	6.5	29.1x	7.3x
Engineering	3,678	3,716	-37.13	-1.00%	41	464,808	13.0%	836.3	9.1%	38.1x	2.0x	BRACBANK	57,411	1.6%	31.9	13.5x	1.3x
Food & Allied	13,997	14,169	-172.26	-1.22%	18	286,827	8.0%	232.7	2.5%	22.7x	6.2x	LHBL	49,475	1.4%	297.3	23.9x	3.0x
IT	2,260	2,289	-29.78	-1.30%	10	24,995	0.7%	152.2	1.7%	24.4x	2.1x	ISLAMIBANK	42,665	1.2%	11.2	7.6x	0.7x
Textile	1,064	1,072	-7.50	-0.70%	56	109,400	3.1%	263.3	2.9%	327.4x	0.7x	SUMITPOWER	40,793	1.1%	19.7	7.5x	1.2x
Paper & Printing	5,269	5,285	-15.91	-0.30%	4	14,938	0.4%	43.9	0.5%	61.5x	1.1x	UNILEVERCL	37,334	1.0%	43.2	40.5x	26.4x
Tannery	1,757	1,731	+26.39	+1.52%	6	19,078	0.5%	295.1	3.2%	NM	1.8x	OLYMPIC	37,109	1.0%	7.7	18.3x	4.5x
Jute	9,958	9,804	+153.94	+1.57%	3	2,343	0.1%	46.0	0.5%	NM	12.1x	DUTCHBANGL	35,035	1.0%	8.1	7.7x	1.2x
Ceramics	453	455	-1.95	-0.43%	5	23,356	0.7%	194.0	2.1%	58.5x	1.6x	BEXIMCO	33,738	0.9%	904.0	75.5x	0.6x
Miscellaneous	2,207	2,208	-1.88	-0.09%	13	123,127	3.5%	1,234.7	13.4%	38.8x	1.3x	TITASGAS	30,468	0.9%	7.8	8.6x	0.4x
												NATLIFEINS	29,388	0.8%	55.5	NM	NM

Top Ten Gainers	Close Price (BDT)	Δ%	Turnover (BDT Mn)	PE	PB
CRYSTALINS	22.5	+50.0%	0.0	11.1x	1.2x
MIRACLEIND	36.4	+10.0%	86.3	NM	1.0x
PEOPLESINS	53.0	+10.0%	196.5	21.3x	1.8x
BNICL	70.2	+9.9%	157.2	34.2x	3.5x
RUPALIINS	46.8	+9.9%	320.2	26.6x	2.2x
FORTUNE	23.0	+8.5%	287.0	30.2x	1.8x
NORTHRNINS	50.2	+6.8%	164.5	30.0x	2.4x
ISLAMIINS	54.3	+5.8%	69.6	34.4x	3.6x
ENVOYTEX	25.3	+4.5%	0.8	21.1x	0.7x
PURABIGEN	35.0	+4.5%	85.9	30.4x	2.7x

Top Twenty Free Float Mcap	Free Float Mcap (BDT Mn)	% of Total Free Float Mcap	PE	PB
SQURPHARMA	117,683	8.8%	12.9x	2.2x
BXPBARMA	63,357	4.7%	20.8x	2.2x
BATBC	51,676	3.9%	17.0x	5.2x
RENATA	46,783	3.5%	23.9x	4.4x
GP	45,573	3.4%	12.8x	10.8x
BRACBANK	31,983	2.4%	13.5x	1.3x
OLYMPIC	26,818	2.0%	18.3x	4.5x
BEXIMCO	23,431	1.8%	75.5x	0.6x
ISLAMIBANK	20,769	1.6%	7.6x	0.7x
EBL	19,895	1.5%	7.1x	1.0x
CITYBANK	18,022	1.3%	8.1x	0.9x
LHBL	17,474	1.3%	23.9x	3.0x
PUBALIBANK	16,978	1.3%	10.4x	0.7x
SUMITPOWER	15,008	1.1%	7.5x	1.2x
UPGDCL	14,684	1.1%	20.7x	4.5x
NBL	14,390	1.1%	5.8x	0.4x
ALARABANK	13,431	1.0%	6.4x	1.0x
IFIC	12,580	0.9%	10.7x	0.7x
BEACONPHAR	12,338	0.9%	44.4x	3.8x
NATLIFEINS	11,779	0.9%	NM	NM

Most Traded Share	Close Price (BDT)	Δ%	Turnover (BDT Mn)	PE	PB
BEXIMCO	38.5	+1.6%	904.0	75.5x	0.6x
BXPBARMA	163.6	-0.7%	586.7	20.8x	2.2x
RUPALIINS	46.8	+9.9%	320.2	26.6x	2.2x
LHBL	42.6	+2.7%	297.3	23.9x	3.0x
FORTUNE	23.0	+8.5%	287.0	30.2x	1.8x
ORIONPHARM	53.2	-	272.3	18.7x	0.8x
BSCCL	144.7	+0.3%	244.3	24.9x	3.5x
IFIC	12.3	-2.4%	230.1	10.7x	0.7x
REPUBLIC	57.5	+1.4%	211.9	27.9x	3.5x
PEOPLESINS	53.0	+10.0%	196.5	21.3x	1.8x

Top Ten Losers	Close Price (BDT)	Δ%	Turnover (BDT Mn)	PE	PB
FIRSTFIN	5.8	-7.9%	0.4	NM	1.4x
AOL	57.2	-5.5%	66.5	33.0x	3.2x
BDLAMPS	174.1	-5.3%	12.5	NM	2.3x
SHYAMPSUG	59.9	-5.2%	0.6	NM	NM
BIFC	3.9	-4.9%	0.2	NM	NM
LIBRAINFU	644.5	-4.8%	4.7	NM	0.5x
EASTRNLUB	1,038.3	-4.3%	2.8	37.5x	5.6x
ACTIVEFINE	15.7	-4.3%	25.0	10.0x	0.7x
AGNISYSL	18.8	-4.1%	12.4	52.2x	1.3x
HFL	18.9	-4.1%	2.1	NM	0.5x

Block Trade	Maximum Price (BDT)	Minimum Price (BDT)	Turnover (BDT Mn)	Quantity ('000)	No. of
ACFL	35.7	35.5	5.3	150	2
ACMELAB	70.5	70.5	3.6	52	1
ADVENT	20.7	20.7	1.0	50	2
AGNISYSL	21.5	21.5	0.9	42	1
BARKAPOW	25.9	25.9	2.9	114	1
BDFINANCE	25.1	25.1	2.5	100	1
BEXIMCO	37	37	2.8	76	1
BNICL	69.9	58	38.9	582	12
BSRMLTD	64.2	64.2	3.5	55	1
BXPBARMA	162.2	162.2	80.0	493	1

Block Trade	Maximum Price (BDT)	Minimum Price (BDT)	Turnover (BDT Mn)	Quantity ('000)	No. of Trade
CONFIDCEM	110.1	110.1	0.7	6	1
DBH	92	83.5	4.9	54	2
DSSL	13.4	13.3	26.3	1,965	3
IFADAUTOS	51	51	255.0	5,000	1
JMISMDL	378	378	2.1	6	1
MLDYEING	45.2	45.2	0.5	12	1
MTB	23.7	23.7	0.7	30	1
NCCBANK	12.9	12.9	4.6	360	2
ORIONPHARM	52.2	52.2	5.2	100	1
PEOPLESINS	49	49	0.6	12	1
PRIMEINSUR	44.9	44.9	28.5	635	1
PROGRESLIF	93	92.9	1.0	11	2
PROVATIINS	83.8	83.8	0.7	8	1
RAHIMTEXT	207.8	207.8	0.5	2	1
RINGSHINE	6.4	6.4	10.2	1,600	1
RUPALIINS	44	43	1.5	35	2
SAIFPOWER	16.1	16.1	4.2	259	1
SKTRIMS	62.5	62.5	0.5	8	1
SPCL	75	72	11.1	150	3
SQURPHARMA	219	219	11.0	50	1
SSSTEEL	14.6	14.6	12.2	835	2
STANCERAM	303	303	0.5	2	1
SUNLIFEINS	24.3	24.3	0.6	23	1
UNITEDFIN	16.9	16.9	0.6	35	1
UPGDCL	274.5	274.5	5.5	20	1
VFSTDL	20.3	20.3	0.5	25	1
WALTONHIL	1040	1040	1.8	2	1
Total			533.0		59

Upcoming Corporate Events

DSE Ticker	Right Share	Dividend		Event	Date
		Stock	Cash		
DOREENPWR	-	10.0%	10.0%	Record Date	26-Dec-20

Upcoming IPOs

Company Name	Event	Opening Date	Closing Date
Mir Akhter Hossain Ltd	Subscription	24-12-20	30-12-20
Taufika Foods and Agro eGeneration Limited	Subscription	03-01-21	07-01-21
	Subscription	12-01-21	18-01-21

Disclaimer: This report has been prepared by BRAC EPL Stock Brokerage Ltd and is provided for information purposes. It is not, under any circumstances, to be used or considered as an offer to sell, or a solicitation of any offer to buy. Reasonable care has been taken to ensure that the information is not untrue and misleading. BRAC EPL Stock Brokerage Ltd makes no representation or warranty as to the accuracy or completeness of such information. All opinions and estimates included in this report constitute our judgment as of this date and are subject to change without notice.

Important DSE News
EXCH

Commencement of electronic subscription of Taufika Foods and Agro Industries Limited through electronic subscription system under fixed price method: The subscription for shares of Taufika Foods and Agro Industries Limited by the eligible investors through electronic subscription system under fixed price method of the stock exchanges will be started from 10:00 a.m. of January 03, 2021 and continued till 5:30 p.m. of January 07, 2021. Each Eligible Investor (EI) who intends to submit application through the Electronic Subscription System (ESS) of the exchange(s) shall maintain a minimum investment of Tk. 50,00,000/- (fifty lakh only) for approved pension funds, recognized provident funds and approved gratuity funds and other EIs of Tk. 1,00,00,000 (one crore only) at market price in listed securities as on December 23, 2020 (day-end) as per Rule 2(1)(e) of the Bangladesh Securities and Exchange Commission (Public Issue) Rules, 2015; which is in accordance with the BSEC consent letter to Taufika Foods and Agro Industries Limited Ref: BSEC/CI/IPO-301/2019/278 dated November 30, 2020. The Central Depository Bangladesh Limited (CDBL) shall send a report to the exchange regarding the holding of EIs in the listed securities and the exchange shall ensure the compliance in this regard. Participating EIs will be required to pay full subscription amount (100%) and subscription fee Tk. 3,000.00 (three thousand only) through Social Islami Bank Limited (A/C Name: Dhaka Stock Exchange Limited, A/C No.: 0021360003343) in between 10:00 a.m. of January 03, 2021 to 2:00 p.m. of January 07, 2021 (during banking hour). Please visit the following website for subscription related updates: <https://www.essbangladesh.com>.

OLYMPIC

The Company has informed that the Board of Directors has taken decision to purchase additional 16.00 Decimals land for total consideration of Tk. 60,00,000.00 @Tk. 3,75,000.00 per decimals land. Olympic Industries Limited shall also bear registration charges and other miscellaneous expenses of Tk.6,45,000.00 for purchase of above 16.00 decimals land. The land is situated at Mouza-Lolati, Union-Kanchpur, Upazilla-Sonargaon, District-Narayanganj. The Company also informed that their earlier executed Deed of Agreement dated August 16, 2020 for purchase of 518.56 decimals land, 4.72 decimals land were found short during measurement, therefore, total actual sale of land is 513.84 decimals.

BXSYNTH

BSEC News: Referring to the earlier news disseminated on 06.12.2020 regarding Suspension of trading of the shares of BXSYNTH as per BSEC Directive, the trading of the shares has been further suspended for 15 days effective from today dated on 22.12.2020 as per BSEC Directive No. BSEC/SRMIC/174-2020/52 dated September 07, 2020 under Section 9(7) of the Securities and Exchange Ordinance, 1969 (Ordinance No. XVII of 1969) subject to the compliance of Section 9(8) of this Ordinance.

IMAMBUTTON

Mr. Mohammad Ali, one of the Sponsor Directors of the Company, has expressed his intention to buy 65,000 shares of the Company at prevailing market price (in the Public Market) through Stock Exchange (DSE) within next 30 working days.