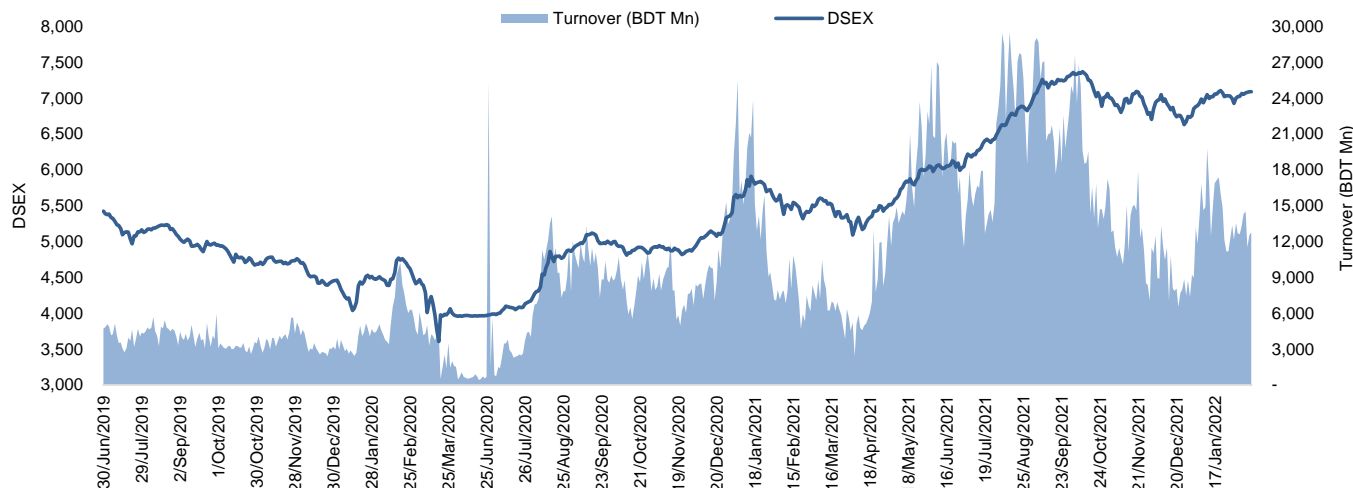


The market closed in green today. The benchmark index DSEX (+0.05%) gained 3.58 points and closed at 7,089.53. The blue-chip index DS30 (+0.29%), the Shariah-based index DSES (+0.35%), and the large-cap index CDSET (+0.20%) closed at 2,605.05, 1,522.98, and 1,405.44 points, respectively. Large-cap sectors posted mixed performance today. Food & Allied booked the highest gain of 1.61% followed by Bank (+0.55%), Engineering (+0.12%). NBFi experienced the highest loss of 0.82% followed by Fuel & Power (-0.17%), Telecommunication (-0.14%), Pharmaceutical (-0.06%). Block trades contributed 0.4% of the overall market turnover. Fortune Shoes Limited (+7.3%) was the most traded share with a turnover of BDT 990 million.

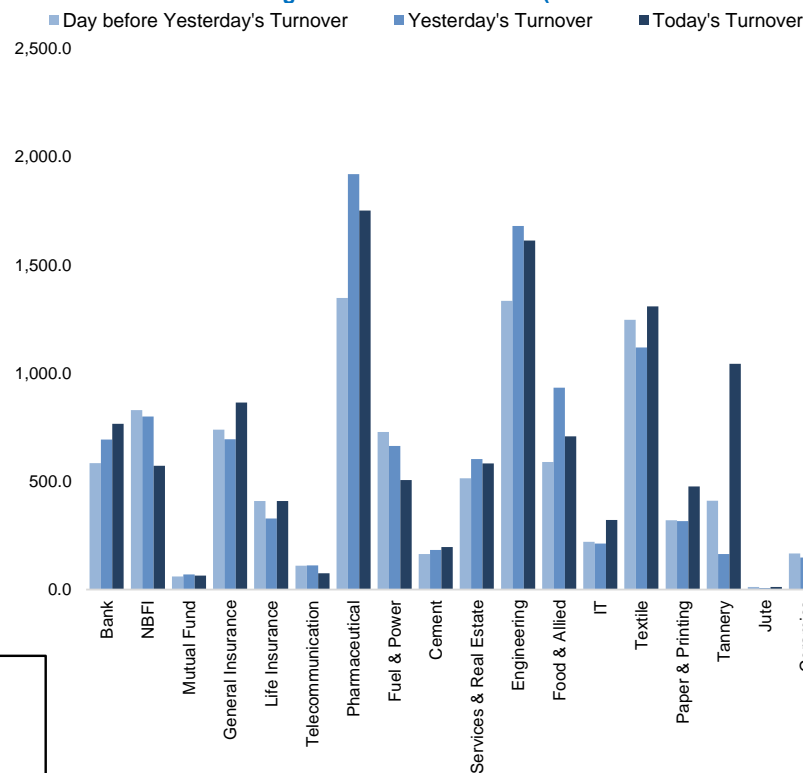


Index	Closing	Opening	Point Δ	%Δ	YTD %Δ
DSEX	7,089.53	7,085.95	+3.58	+0.05%	+4.9%
DS30	2,605.05	2,597.49	+7.56	+0.29%	+2.9%
DSES	1,522.98	1,517.62	+5.37	+0.35%	+6.4%
CDSET	1,405.44	1,402.67	+2.77	+0.20%	+3.4%

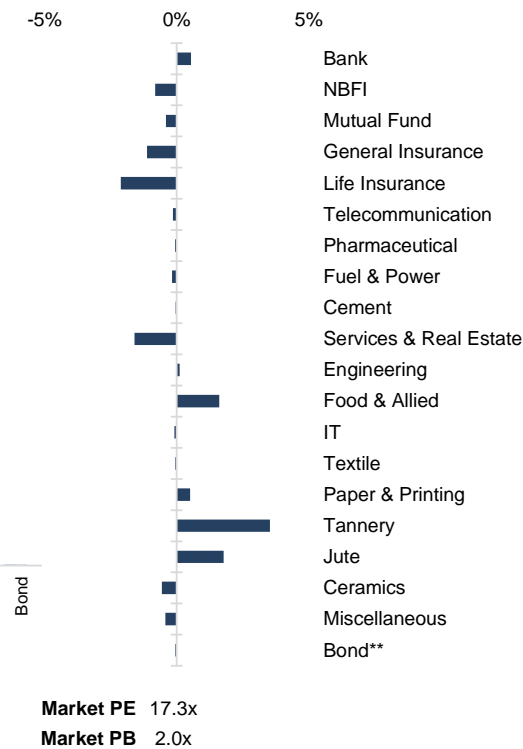
	Advanced	Declined	Unchanged	Total
<b>All Category</b>	142	196	41	379
<b>A Category (Equity)</b>	90	145	28	263
<b>B Category (Equity)</b>	31	44	10	85
<b>N Category (Equity)</b>	2	5	0	7
<b>Z Category (Equity)</b>	19	2	3	24
<b>Mutual Funds</b>	5	17	13	35
<b>Corporate Bonds</b>	0	2	2	4

		Today	Last Day	Daily %Δ
<b>Mcap</b>	Mn BDT	5,671,101	5,667,530	+0.1%
	Mn USD	65,943	65,902	
<b>Turnover</b>	Mn BDT	12,756	12,543	+1.7%
	Mn USD	148	146	
<b>Volume</b>	Mn Shares	281	286	-1.9%
<b>No. of Trade</b>		341,916	266,990	+28.1%

**Figure: Sectorial Turnover (BDT)**



**Figure: Sectorial Mcap Change**



**Market PE** 17.3x  
**Market PB** 2.0x

**Fahim Hassan**  
Research Associate  
(880) 1709636546  
fahim.hassan@bracepl.com

**Md. Mahmudul Hasan**  
Junior Research Associate  
(880) 1708805201  
mmahmudul.hasan@bracepl.com

Sector Index	Closing	Opening	Points Δ	%Δ	No. of Companies	Mcap (BDT Mn)	% of Total Mcap	Turnover (BDT Mn)	% of Total Turnover	PE	PB	Top Twenty Market Cap	Mcap (BDT Mn)	% of Total Mcap	Turnover (BDT Mn)	PE	PB
Bank	1,639	1,630	+8.90	+0.55%	33	758,685	14.9%	765.6	6.1%	8.3x	0.9x	GP	483,272	9.5%	22.2	14.2x	9.7x
NBFI	2,400	2,420	-19.77	-0.82%	23	233,593	4.6%	572.0	4.6%	NM	4.3x	BATBC	344,790	6.8%	192.2	23.0x	9.4x
Mutual Fund	899	903	-3.61	-0.40%	37	41,423	0.8%	63.8	0.5%	NM	0.8x	WALTONHIL	334,191	6.6%	5.9	23.1x	3.6x
General Insurance	4,659	4,712	-52.68	-1.12%	40	136,519	2.7%	863.5	6.9%	21.2x	2.3x	SQRPHARMA	204,859	4.0%	107.8	11.5x	2.2x
Life Insurance	2,788	2,848	-60.12	-2.11%	13	78,674	1.5%	408.3	3.3%	NM	NM	ROBI	202,184	4.0%	30.7	88.0x	3.1x
Telecommunication	6,113	6,121	-8.62	-0.14%	3	721,802	14.2%	75.6	0.6%	18.7x	5.7x	UPGDCL	149,793	2.9%	19.2	12.2x	5.1x
Pharmaceutical	4,047	4,049	-2.36	-0.06%	32	754,709	14.9%	1,750.9	14.0%	18.9x	2.8x	RENATA	145,257	2.9%	14.8	26.9x	5.4x
Fuel & Power	1,938	1,941	-3.37	-0.17%	23	506,337	10.0%	506.3	4.1%	12.4x	1.3x	BEXIMCO	128,907	2.5%	492.0	10.3x	1.8x
Cement	2,788	2,789	-1.06	-0.04%	7	137,342	2.7%	195.8	1.6%	20.4x	2.8x	ICB	102,580	2.0%	6.3	53.3x	2.3x
Services & Real Estate	1,537	1,562	-24.95	-1.60%	8	59,571	1.2%	582.1	4.7%	NM	1.2x	LHBL	91,865	1.8%	121.0	23.7x	4.6x
Engineering	4,860	4,855	+5.75	+0.12%	42	569,525	11.2%	1,612.3	12.9%	19.3x	2.0x	BXPHARMA	86,992	1.7%	79.0	14.3x	2.3x
Food & Allied	25,927	25,516	+410.43	+1.61%	21	458,396	9.0%	707.7	5.7%	28.6x	9.9x	BERGERPBL	84,032	1.7%	7.1	27.8x	7.6x
IT	3,261	3,264	-2.81	-0.09%	11	41,435	0.8%	321.0	2.6%	33.1x	2.9x	BRACBANK	80,050	1.6%	13.9	13.9x	1.6x
Textile	1,656	1,657	-0.86	-0.05%	58	179,566	3.5%	1,308.0	10.5%	30.6x	1.1x	MARICO	75,880	1.5%	25.7	22.0x	29.4x
Paper & Printing	9,433	9,385	+48.33	+0.52%	6	33,982	0.7%	476.4	3.8%	NM	2.3x	BEACONPHAR	54,216	1.1%	128.2	46.3x	9.7x
Tannery	3,873	3,741	+132.02	+3.53%	6	41,010	0.8%	1,042.4	8.4%	NM	4.1x	ISLAMIBANK	52,325	1.0%	10.8	9.7x	0.8x
Jute	8,676	8,524	+152.07	+1.78%	3	2,013	0.0%	11.8	0.1%	NM	24.9x	DUTCHBANGL	50,537	1.0%	10.1	8.6x	1.4x
Ceramics	771	775	-4.33	-0.56%	5	34,480	0.7%	143.9	1.2%	33.6x	2.2x	POWERGRID	48,394	1.0%	55.2	13.9x	0.5x
Miscellaneous	4,692	4,712	-20.14	-0.43%	14	258,064	5.1%	1,056.8	8.5%	14.5x	2.3x	TITASGAS	43,625	0.9%	44.9	12.8x	0.6x
Bond**	90	90	-0.05	-0.06%	7	32,716	0.6%	3.0	0.0%	NM	NM	SUMITPOWER	42,822	0.8%	26.4	9.0x	1.2x

Top Ten Gainers	Close Price (BDT)	Δ%	Turnover (BDT Mn)	PE	PB	Top Twenty Free Float Mcap	Free Float Mcap (BDT Mn)	% of Total Free Float Mcap	PE	PB	Most Traded Share	Close Price (BDT)	Δ%	Turnover (BDT Mn)	PE	PB
ARAMITCEM	44.1	+10.0%	53.0	98.0x	1.6x	SQRPHARMA	134,039	7.0%	11.5x	2.2x	FORTUNE	130.2	+7.3%	989.8	44.6x	8.6x
BDTHAIFOOD	40.9	+9.9%	17.4	76.9x	2.9x	BATBC	91,197	4.8%	23.0x	9.4x	ORIONPHARM	111.1	-1.9%	561.9	27.8x	1.4x
MEGCONMILK	16.6	+9.9%	2.3	NM	NM	BEXIMCO	85,916	4.5%	10.3x	1.8x	BEXIMCO	147.1	-0.1%	492.0	10.3x	1.8x
ZEALBANGLA	148.3	+9.9%	8.8	NM	NM	RENATA	70,784	3.7%	26.9x	5.4x	BSC	134.4	-4.7%	437.8	11.9x	2.0x
IMAMBUTTON	27.1	+9.7%	4.2	NM	5.6x	BXPHARMA	60,738	3.2%	14.3x	2.3x	SAIFPOWER	43.6	-3.1%	297.0	24.3x	2.6x
CENTRALPHL	16.2	+9.5%	73.6	NM	2.6x	GP	48,327	2.5%	14.2x	9.7x	SONALIPAPR	742.7	+2.1%	274.7	NM	3.1x
SAMORITA	103.0	+9.5%	53.6	48.1x	2.0x	BRACBANK	43,035	2.2%	13.9x	1.6x	UNIONINS	64.0	-2.3%	266.2	50.0x	4.2x
TAMIJTEX	255.2	+8.7%	57.9	54.9x	3.1x	BEACONPHAR	37,951	2.0%	46.3x	9.7x	YPL	23.9	-4.0%	208.6	47.8x	2.1x
MEGHNAPET	20.6	+8.4%	4.6	NM	NM	LHBL	32,447	1.7%	23.7x	4.6x	BAYLEASING	34.5	-2.5%	194.4	12.0x	1.5x
GEMINISEA	422.4	+7.9%	101.6	33.1x	69.8x	EBL	25,641	1.3%	6.8x	1.2x	BATBC	638.5	+1.8%	192.2	23.0x	9.4x

Top Ten Losers	Close Price (BDT)	Δ%	Turnover (BDT Mn)	PE	PB	Top Twenty Free Float Mcap	Free Float Mcap (BDT Mn)	% of Total Free Float Mcap	PE	PB	Block Trade	Maximum Price (BDT)	Minimum Price (BDT)	No. of Trade	Quantity ('000)	Turnover (BDT Mn)
QUEENSOUTH	28.7	-7.1%	180.9	17.9x	1.9x	CITYBANK	19,823	1.0%	6.6x	0.9x	RENATA	1,359.0	1,359.0	1.0	37	50.28
PENINSULA	40.0	-6.5%	95.3	63.5x	1.3x	OLYMPIC	19,494	1.0%	18.5x	3.5x	PROVATIINS	120.0	120.0	3.0	414	49.69
BSC	134.4	-4.7%	437.8	11.9x	2.0x	IFIC	18,086	0.9%	14.3x	1.0x	COPPERTECH	43.0	43.0	1.0	1,030	44.29
ACMEPL	33.0	-4.6%	43.0	18.7x	1.9x	ORIONPHARM	17,683	0.9%	27.8x	1.4x	ORIONPHARM	110.0	109.0	6.0	382	41.91
YPL	23.9	-4.0%	208.6	47.8x	2.1x	BSRMLTD	17,253	0.9%	5.9x	0.8x	FORTUNE	122.5	110.0	7.0	258	30.53
FAREASTLIF	99.0	-4.0%	116.5	NM	NM	NBL	16,810	0.9%	6.4x	0.4x	GENEXIL	155.0	155.0	1.0	90	13.95
PAPERPROC	279.2	-3.9%	118.1	NM	9.6x	ALARABANK	16,776	0.9%	10.4x	1.2x	ANWARGALV	429.5	402.1	3.0	27	11.18
BBS	25.8	-3.7%	144.8	48.2x	1.7x						BEXIMCO	160.2	160.2	5.0	57	9.13
NAHEEACP	54.7	-3.5%	44.5	24.3x	3.1x						BEACONPHAR	248.1	248.1	1.0	34	8.51
ACMELAB	99.7	-3.3%	120.9	11.3x	1.0x						NAHEEACP	54.7	54.7	1.0	120	6.56

\*NBFI Sector PE calculation methodology has been modified to reflect positive earnings only.

\*\* The base of the Bond index starts at 100, starting from Jan 13, 2022

Block Trade	Maximum Price (BDT)	Minimum Price (BDT)	Turnover (BDT Mn)	Quantity ('000)	No. of Trade
RENATA	1,359.0	1,359.0	50.3	37	1
PROVATIINS	120.0	120.0	49.7	414	3
COPPERTECH	43.0	43.0	44.3	1,030	1
ORIONPHARM	110.0	109.0	41.9	382	6
FORTUNE	122.5	110.0	30.5	258	7
GENEXIL	155.0	155.0	14.0	90	1
ANWARGALV	429.5	402.1	11.2	27	3
BEXIMCO	160.2	160.2	9.1	57	5
BEACONPHAR	248.1	248.1	8.5	34	1
NAHEEACP	54.7	54.7	6.6	120	1
MHSML	30.8	30.8	3.6	116	2
BATBC	661.9	640.0	3.0	5	2
PHARMAID	837.0	837.0	2.4	3	2
QUEENSOUTH	33.9	33.9	2.4	70	1
BDTHAI	21.5	21.5	2.2	100	1
JAMUNABANK	26.0	26.0	1.3	50	1
LINDEBD	1,700.0	1,700.0	1.2	1	1
ACMELAB	109.9	109.9	1.0	10	1
ISNLTD	47.0	47.0	0.9	20	1
SALVOCHEM	53.0	53.0	0.8	15	1
BEACHHATCH	37.0	37.0	0.7	18	1
BDLAMPS	314.2	314.2	0.6	2	1
<b>Total</b>			<b>289.3</b>		<b>50</b>

**Upcoming Corporate Events**

DSE Ticker	Right Share	Dividend		Event	Date
		Stock	Cash		
Marico Bangladesh Limited	-	0.0%	200.0%	Record Date	15-Feb-22
Singer Bangladesh Limited	-	0.0%	60.0%	Record Date	16-Feb-22
Monno Fabrics Limited	-	0.0%	1.0%	Record Date	17-Feb-22
Berger Paints Bangladesh Ltd.	-	0.0%	300.0%	Record Date	17-Feb-22
LafargeHolcim Bangladesh Limited	-	0.0%	25.0%	Record Date	22-Feb-22
Mithun Knitting and Dyeing Ltd.	-	0.0%	0.0%	Record Date	22-Feb-22
Grameenphone Ltd.	-	0.0%	125.0%	Record Date	23-Feb-22
Khan Brothers PP Woven Bag Industries Limit	-	0.0%	2.0%	Record Date	24-Feb-22
Alltex Industries Ltd.	-	0.0%	1.0%	Record Date	24-Feb-22
RAK Ceramics (Bangladesh) Limited	-	0.0%	12.5%	Record Date	24-Feb-22
NCCBL Mutual Fund-1	-	0.0%	12.0%	Record Date	1-Mar-22
British American Tobacco Bangladesh Compar	-	0.0%	150.0%	Record Date	3-Mar-22
Vanguard AML Rupali Bank Balanced Fund	-	0.0%	10.0%	Record Date	6-Mar-22

**Important DSE News**

**VAMLRBBF**

The Trustee Committee of the fund has approved 10% cash dividend for the year ended on December 31, 2021. Record date: 06.03.2022. The Trustee of the Fund has also reported EPU of Tk. 1.30, NAV per unit at market price of Tk. 11.96, NAV per unit at cost price of Tk. 11.30 and NOCFPU of Tk. 0.15 for the year ended on December 31, 2021 as against Tk. 1.68, Tk. 10.16, Tk. 10.84 and Tk. 0.18 respectively for the same period of the previous year.

**YPL**

**(Q2 Un-audited):** EPS was Tk. 0.64 for October-December 2021 as against Tk. (0.12) for October-December 2020; EPS was Tk. 0.50 for July-December 2021 as against Tk. (0.56) for July-December 2020. NOCFPS was Tk. 0.58 for July-December 2021 as against Tk. 0.42 for July-December 2020. NAV per share was Tk. 11.62 as on December 31, 2021 and Tk. 11.12 as on June 30, 2021.

**PENINSULA**

**(Q2 Un-audited):** EPS was Tk. 0.33 for October-December 2021 as against Tk. 0.15 for October-December 2020; EPS was Tk. 0.64 for July-December 2021 as against Tk. 0.42 for July-December 2020. NOCFPS was Tk. 0.26 for July-December 2021 as against Tk. 0.18 for July-December 2020. NAV per share was Tk. 29.92 as on December 31, 2021 and Tk. 30.28 as on June 30, 2021. EPS has increased due to increase of net profit, net operating income and decrease of tax rate compare with previous year. NOCFPS has increased due to increase of receipt from customers compare with previous year.

**IDLC**

The Company has informed that a conference in the form of webinar on the audited financial statements for the year ended December 31, 2021 will be held on February 17, 2022 at 7:00 PM for its all stakeholders. Interested all stakeholders are requested to participate in the event through: <https://tinyurl.com/IDL2021Q4>.

**TOSRIFA**

Northern Corporation Limited, one of the Corporate Directors of the Company, has further informed that it has completed its sale of 17,65,000 shares of the Company at prevailing market price through Dhaka Stock Exchange as per declaration disseminated on 26.01.2022.

**Disclaimer:** This report has been prepared by BRAC EPL Stock Brokerage Ltd and is provided for information purposes. It is not, under any circumstances, to be used or considered as an offer to sell, or a solicitation of any offer to buy. Reasonable care has been taken to ensure that the information is not untrue and misleading. BRAC EPL Stock Brokerage Ltd makes no representation or warranty as to the accuracy or completeness of such information. All opinions and estimates included in this report constitute our judgment as of this date and are subject to change without notice.