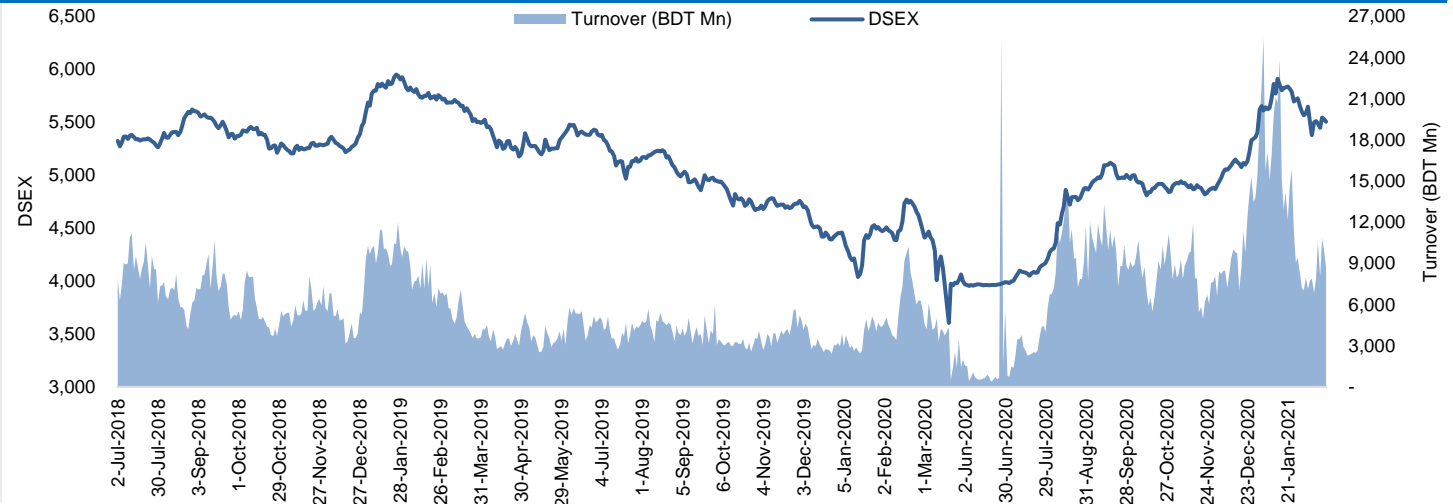


Daily Market Update

The market closed in red today. The benchmark index DSEX (-0.43%) lost 23.71 points and closed at 5,503.68. The blue-chip index DS30 (-1.20%), the Shariah-based index DSES (-0.13%), and the large-cap index CDSET (-1.31%) closed at 2,120.40, 1,250.91, and 1,177.39 points, respectively. All the large-cap sectors posted negative performance today. NBF1 experienced the highest loss of 2.59% followed by Engineering (-1.85%), Food & Allied (-0.97%), Bank (-0.89%), Fuel & Power (-0.84%), Telecommunication (-0.52%), and Pharmaceutical (+0.39%), respectively. Block trades contributed 1.3% of the overall market turnover. Bangladesh Export Import Company Ltd. (-5.9%) was the most traded share with a turnover of BDT 2,587 million.

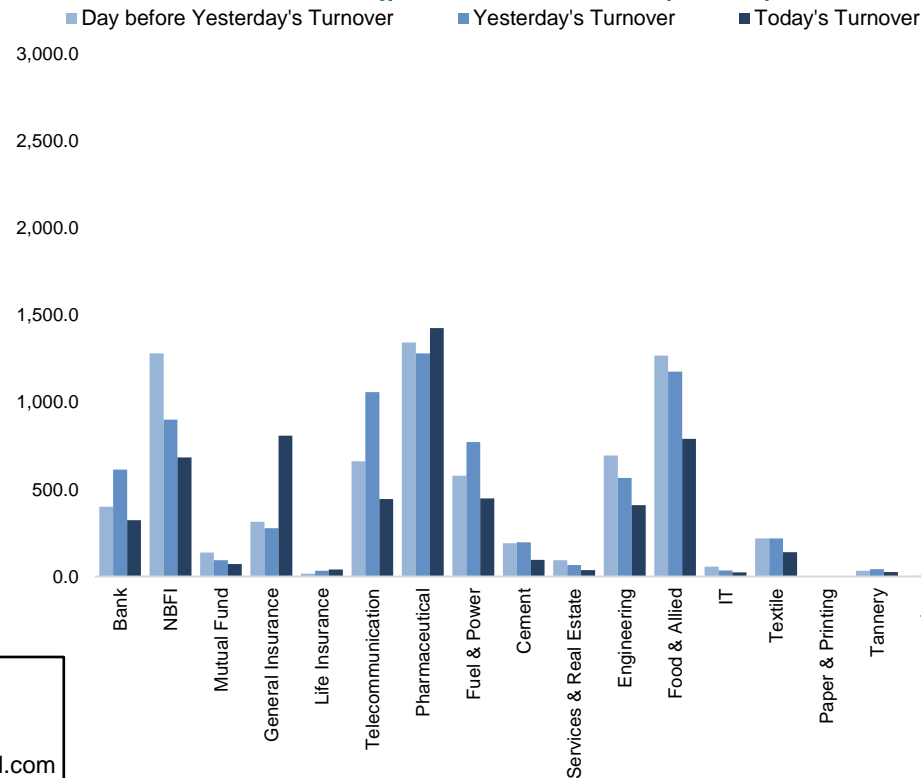
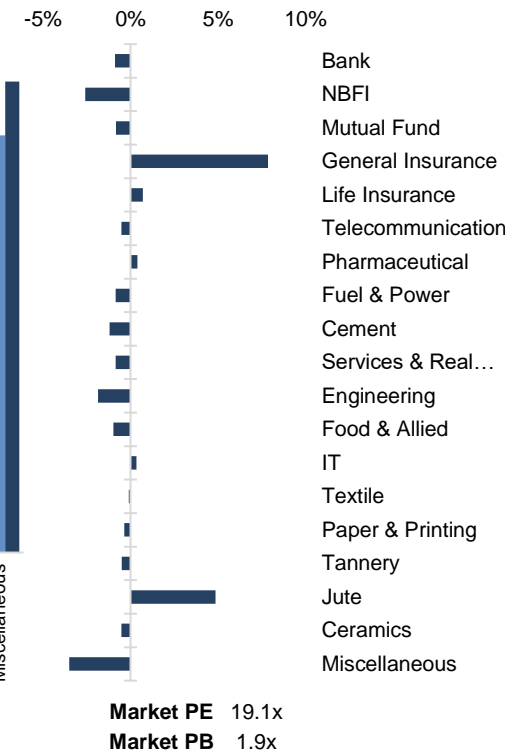


Index	Closing	Opening	Point Δ	%Δ	YTD %Δ
DSEX	5,503.68	5,527.39	-23.71	-0.43%	+1.9%
DS30	2,120.40	2,146.16	-25.76	-1.20%	+8.0%
DSES	1,250.91	1,252.55	-1.64	-0.13%	+0.7%
CDSET	1,177.39	1,192.96	-15.57	-1.31%	+4.8%

	Advanced	Declined	Unchanged	Total
All Category	101	143	102	346
A Category (Equity)	73	108	75	256
B Category (Equity)	13	21	19	53
N Category (Equity)	5	1	0	6
Z Category (Equity)	10	13	8	31
Mutual Funds	6	19	12	37
Corporate Bonds	1	0	1	2

		Today	Last Day	Daily %Δ
Mcap	Mn BDT	4,686,912	4,717,475	-0.6%
	Mn USD	55,166	55,526	
Turnover	Mn BDT	8,639	9,957	-13.2%
	Mn USD	102	117	
Volume	Mn Shares	185	231	-19.9%
No. of Trade		142,558	160,926	-11.4%

Md. Rafiqul Islam Research Associate (880) 1708805229 mrafiqulislam@bracepl.com	Md Mahirul Quddus Research Associate (880) 1709636546 mmahirul.quddus@bracepl.com
---	---

Figure: Sectorial Turnover (BDT Mn)

Figure: Sectorial Mcap Change


Sector Index	Closing	Opening	Points Δ	%Δ	No. of Companies	Mcap (BDT Mn)	% of Total Mcap	Turnover (BDT Mn)	% of Total Turnover	PE	PB	Top Twenty Market Cap	Mcap (BDT Mn)	% of Total Mcap	Turnover (BDT Mn)	PE	PB
Bank	1,313	1,325	-11.75	-0.89%	30	553,306	13.5%	322.9	3.8%	7.6x	0.7x	GP	501,771	12.2%	0.0	14.1x	11.9x
NBFI	2,025	2,079	-53.86	-2.59%	23	193,984	4.7%	684.1	8.0%	71.6x	3.3x	WALTONHIL	338,462	8.2%	82.1	44.3x	6.4x
Mutual Fund	870	877	-7.23	-0.82%	37	38,917	0.9%	72.4	0.8%	NM	0.8x	BATBC	288,522	7.0%	639.9	26.5x	7.7x
General Insurance	3,459	3,207	+252.04	+7.86%	37	87,570	2.1%	808.3	9.5%	18.3x	1.7x	ROBI	215,803	5.2%	382.0	NM	3.3x
Life Insurance	2,045	2,031	+14.18	+0.70%	12	56,043	1.4%	39.6	0.5%	NM	NM	SQURPHARMA	198,742	4.8%	184.2	14.0x	2.4x
Telecommunication	6,107	6,139	-32.12	-0.52%	3	744,932	18.1%	444.1	5.2%	20.2x	6.5x	UPGDCL	156,866	3.8%	40.8	19.3x	5.7x
Pharmaceutical	3,360	3,347	+13.22	+0.39%	31	615,291	15.0%	1,425.8	16.7%	21.3x	2.6x	RENATA	114,726	2.8%	5.5	25.9x	5.0x
Fuel & Power	1,609	1,623	-13.71	-0.84%	21	432,205	10.5%	448.6	5.3%	12.8x	1.4x	BXPBARMA	84,672	2.1%	800.1	21.2x	2.6x
Cement	1,443	1,460	-17.45	-1.20%	7	92,814	2.3%	96.3	1.1%	27.7x	2.3x	ICB	80,420	2.0%	4.2	29.7x	1.8x
Services & Real Estate	1,026	1,034	-8.72	-0.84%	8	41,352	1.0%	36.5	0.4%	NM	0.9x	BEXIMCO	78,606	1.9%	2,587.4	NM	1.3x
Engineering	3,885	3,958	-73.20	-1.85%	42	507,359	12.3%	409.1	4.8%	31.6x	2.5x	BERGERPBL	73,514	1.8%	34.0	29.8x	7.5x
Food & Allied	20,250	20,448	-198.09	-0.97%	20	383,314	9.3%	790.3	9.3%	33.6x	8.1x	MARICO	66,141	1.6%	14.4	22.0x	39.4x
IT	2,030	2,023	+7.06	+0.35%	10	22,885	0.6%	24.2	0.3%	24.9x	1.9x	BRACBANK	60,858	1.5%	19.5	14.4x	1.4x
Textile	1,033	1,034	-1.05	-0.10%	56	107,384	2.6%	140.4	1.6%	NM	0.7x	LHBL	59,230	1.4%	76.9	28.7x	3.5x
Paper & Printing	5,152	5,171	-18.24	-0.35%	4	14,727	0.4%	1.7	0.0%	61.6x	1.1x	SUMITPOWER	43,569	1.1%	165.0	7.9x	1.3x
Tannery	1,682	1,690	-8.50	-0.50%	6	18,369	0.4%	24.9	0.3%	NM	1.8x	ISLAMIBANK	41,538	1.0%	6.3	7.4x	0.7x
Jute	8,831	8,423	+408.90	+4.85%	3	2,132	0.1%	8.7	0.1%	NM	13.7x	UNILEVERCL	38,591	0.9%	8.9	41.9x	27.3x
Ceramics	445	448	-2.31	-0.52%	5	23,083	0.6%	50.4	0.6%	58.5x	1.5x	DUTCHBANGL	34,540	0.8%	1.6	7.5x	1.1x
Miscellaneous	3,187	3,302	-115.38	-3.49%	13	175,590	4.3%	2,701.7	31.7%	54.0x	1.9x	OLYMPIC	34,110	0.8%	9.1	16.7x	4.1x
												TITASGAS	32,150	0.8%	4.2	9.4x	0.5x

Top Ten Gainers	Close Price (BDT)	Δ%	Turnover (BDT Mn)	PE	PB
JANATAINS	31.9	+10.0%	10.9	22.2x	2.1x
ASIAPACINS	60.6	+10.0%	9.7	33.4x	2.9x
MIRACLEIND	29.8	+10.0%	30.5	NM	0.8x
PROVATIINS	78.5	+9.9%	46.3	30.3x	3.8x
KARNAPHULI	29.9	+9.9%	9.3	25.7x	1.7x
AGRANINS	38.8	+9.9%	49.0	60.9x	2.2x
PURABIGEN	25.5	+9.9%	24.9	22.1x	2.0x
NITOLINS	49.9	+9.9%	24.6	8.6x	1.9x
SONARBAINS	50.0	+9.9%	19.9	23.4x	2.5x
BNICL	53.4	+9.9%	5.2	16.9x	2.7x

Top Twenty Free Float Mcap	Free Float Mcap (BDT Mn)	% of Total Free Float Mcap	PE	PB
SQURPHARMA	130,037	9.0%	14.0x	2.4x
BATBC	76,314	5.3%	26.5x	7.7x
BXPBARMA	59,118	4.1%	21.2x	2.6x
RENATA	56,009	3.9%	25.9x	5.0x
BEXIMCO	54,592	3.8%	NM	1.3x
GP	50,177	3.5%	14.1x	11.9x
BRACBANK	32,715	2.3%	14.4x	1.4x
ROBI	21,472	1.5%	NM	3.3x
LHBL	20,920	1.4%	28.7x	3.5x
OLYMPIC	20,691	1.4%	16.7x	4.1x
ISLAMIBANK	20,221	1.4%	7.4x	0.7x
EBL	19,101	1.3%	5.9x	1.0x
CITYBANK	17,805	1.2%	8.5x	1.0x
PUBALIBANK	16,696	1.2%	10.2x	0.7x
NBL	16,506	1.1%	6.7x	0.4x
SUMITPOWER	16,029	1.1%	7.9x	1.3x
UPGDCL	15,687	1.1%	19.3x	5.7x
BEACONPHAR	15,345	1.1%	36.4x	4.6x
LANKABAFIN	13,318	0.9%	28.2x	2.1x
IFIC	13,194	0.9%	11.2x	0.8x

Most Traded Share	Close Price (BDT)	Δ%	Turnover (BDT Mn)	PE	PB
BEXIMCO	89.7	-5.9%	2,587.4	NM	1.3x
BXPBARMA	189.8	-0.7%	800.1	21.2x	2.6x
BATBC	1,602.9	-1.1%	639.9	26.5x	7.7x
LANKABAFIN	37.2	-3.6%	449.1	28.2x	2.1x
ROBI	41.2	-1.4%	382.0	NM	3.3x
BEACONPHAR	94.9	+7.6%	186.7	36.4x	4.6x
SQURPHARMA	224.2	+0.1%	184.2	14.0x	2.4x
SUMITPOWER	40.8	-2.9%	165.0	7.9x	1.3x
BDFINANCE	31.8	-3.3%	109.7	15.9x	1.8x
REPUBLIC	55.7	+9.9%	108.1	24.9x	3.6x

Top Ten Losers	Close Price (BDT)	Δ%	Turnover (BDT Mn)	PE	PB
BEXIMCO	89.7	-5.9%	2,587.4	NM	1.3x
MIDASFIN	19.8	-5.7%	4.9	9.5x	1.8x
SPCERAMICS	23.4	-4.9%	41.8	92.0x	0.8x
SSSTEEL	18.1	-4.7%	41.0	9.6x	1.1x
JAMUNABANK	17.2	-4.4%	15.9	4.8x	0.6x
LRGLOBMF1	6.6	-4.3%	4.3	NM	0.7x
INTRACO	15.5	-4.3%	13.4	31.1x	1.3x
SINGERBD	171.2	-4.0%	39.8	11.9x	5.3x
GOLDENSON	15.7	-3.7%	49.8	NM	0.8x
LANKABAFIN	37.2	-3.6%	449.1	28.2x	2.1x

Block Trade	Maximum Price (BDT)	Minimum Price (BDT)	Turnover (BDT Mn)	Quantity ('000)	No. of
BEXIMCO	92.9	92.9	0.5	6	1
BNICL	51.4	51.4	0.5	10	1
CENTRALINS	47.9	47.9	4.8	100	1
CVOPRL	115.4	114.0	22.7	199	2
DELTASPINN	7.5	7.5	0.6	80	1
EBL	33.6	33.6	2.0	59	1
KPCL	41.3	41.3	2.0	50	2
LANKABAFIN	38.0	38.0	3.8	100	1
LEGACYFOOT	62.8	62.8	0.8	12	1
MIRAKHTER	84.7	84.7	0.8	9	1

Block Trade	Maximum Price (BDT)	Minimum Price (BDT)	Turnover (BDT Mn)	Quantity ('000)	No. of Trade
POWERGRID	44.8	44.8	0.9	20	1
PROGRESLIF	101.0	101.0	6.6	66	1
RUPALILIFE	45.1	45.1	0.5	12	1
SAIFPOWER	18.8	18.8	0.9	50	1
SAIHAMCOT	16.0	16.0	0.8	50	1
SEAPEARL	79.2	71.4	1.1	15	2
SQURPHARMA	224.3	224.3	19.9	89	1
SSSTEEL	20.9	17.9	33.2	1,774	3
WALTONHIL	1,140.0	1,140.0	6.0	5	1
Total			108.6		24

Important DSE News
EXCH

Reschedule of Commencement of Bidding of Baraka Patenga Power Limited through Book Building Method: The bidding period for Eligible Investors to determine the cut-off price of shares of Baraka Patenga Power Limited through Electronic Subscription System (ESS) of the Exchanges will commence from 5:00 p.m. on February 22, 2021 and will continue till 5:00 p.m. on February 25, 2021 (round the clock) and valuation report submission period for Eligible Investors through Electronic Subscription System (ESS) of the Exchanges will start at 10:30 a.m. on February 28, 2021 and continue till 10:30 a.m. on March 02, 2021. Each Eligible Investor (EI) who intends to submit application through the Electronic Subscription System (ESS) of the exchange(s) shall maintain a minimum investment of BDT 50,00,000 (fifty lakh only) for approved pension funds, recognized provident funds and approved gratuity funds and other EIs of BDT 1,00,00,000 (one crore only) at market price in listed securities as on February 11, 2021 (day-end) as per Rule 2(1)(e) of the Bangladesh Securities and Exchange Commission (Public Issue) Rules, 2015; which is in accordance with the BSEC consent letter to Baraka Patenga Power Limited Ref: BSEC/CI/BB-15/2018/305 dated 11 January, 2021. The minimum bidding value shall be BDT 50 (fifty) lakh which is in accordance with the BSEC consent letter to Baraka Patenga Power Limited. The Central Depository Bangladesh Limited (CDBL) shall send a report to the exchange regarding holding of EIs in listed securities and the exchange shall ensure the compliance in this regard. Participating EIs will be required to pay full bid amount (100%) and bidding fee BDT 5,000.00 (five thousand only) through The City Bank Limited (A/C Name: Dhaka Stock Exchange Limited, A/C No.:1121063938001) in between 10:00 a.m. of February 22, 2021 to 2:00 p.m. of February 25, 2021 (during banking hour). Please visit the following website for bidding related updates: <https://www.essbangladesh.com>.

Upcoming Corporate Events

DSE Ticker	Right Share	Dividend		Event	Date
		Stock	Cash		
BENGALWTL	-	0.0%	2.5%	Record Date	18-Feb-21
1STPRIMFMF	-	0.0%	8.0%	Record Date	18-Feb-21
NCCBLMF1	-	0.0%	7.5%	Record Date	22-Feb-21

Upcoming IPOs

Company Name	Event	Opening Date	Closing Date
Desh General Insurance	Subscription	14-02-21	18-02-21
Baraka Patenga Power	Bidding	22-02-21	25-02-21

Disclaimer: This report has been prepared by BRAC EPL Stock Brokerage Ltd and is provided for information purposes. It is not, under any circumstances, to be used or considered as an offer to sell, or a solicitation of any offer to buy. Reasonable care has been taken to ensure that the information is not untrue and misleading. BRAC EPL Stock Brokerage Ltd makes no representation or warranty as to the accuracy or completeness of such information. All opinions and estimates included in this report constitute our judgment as of this date and are subject to change without notice.