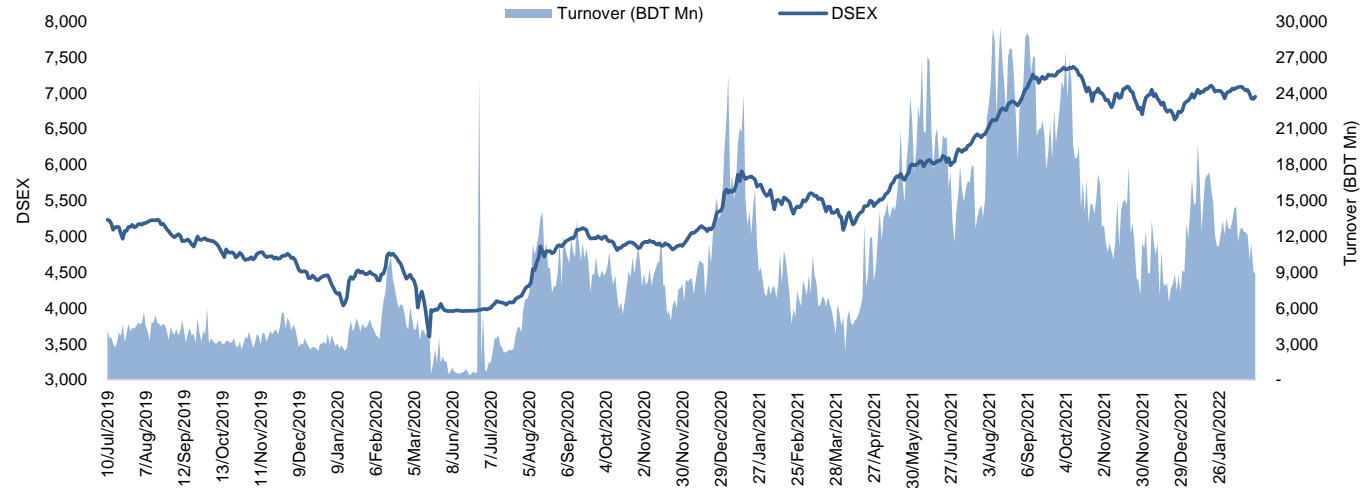


The market closed in green today. The benchmark index DSEX (+0.44%) gained 30.76 points and closed at 6,948.67. The blue-chip index DS30 (+0.56%), the Shariah-based index DSES (+0.22%), and the large-cap index CDSET (+0.44%) closed at 2,550.51, 1,498.55, and 1,381.52 points, respectively. All the large-cap sectors posted positive performance today. Food & Allied booked the highest gain of 1.54% followed by Pharmaceutical (+0.67%), Fuel & Power (+0.43%), Engineering (+0.41%), NBFi (+0.39%), Telecommunication (+0.20%), and Bank (+0.10%), respectively. Block trades contributed 0.6% of the overall market turnover. Bangladesh Export Import Company Ltd. (+2.0%) was the most traded share with a turnover of BDT 868 million.



Index	Closing	Opening	Point Δ	%Δ	YTD %Δ
DSEX	6,948.67	6,917.91	+30.76	+0.44%	+2.8%
DS30	2,550.51	2,536.37	+14.14	+0.56%	+0.7%
DSES	1,498.55	1,495.22	+3.33	+0.22%	+4.7%
CDSET	1,381.52	1,375.40	+6.12	+0.44%	+1.6%

	Advanced	Declined	Unchanged	Total
All Category	186	134	59	379
A Category (Equity)	131	86	44	261
B Category (Equity)	40	38	8	86
N Category (Equity)	4	3	0	7
Z Category (Equity)	11	7	7	25
Mutual Funds	11	7	17	35
Corporate Bonds	2	2	1	5

		Today	Last Day	Daily %Δ
Mcap	Mn BDT	5,578,036	5,555,350	+0.4%
	Mn USD	64,861	64,597	
Turnover	Mn BDT	8,879	9,088	-2.3%
	Mn USD	103	106	
Volume	Mn Shares	196	186	+5.4%
No. of Trade		187,925	207,657	-9.5%

Figure: Sectorial Turnover (BDT)

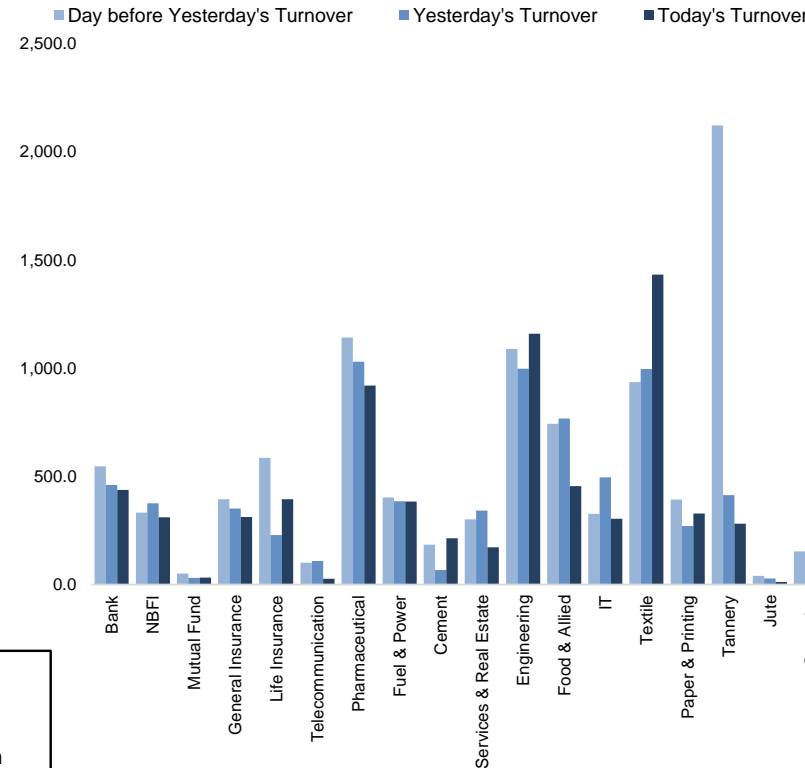
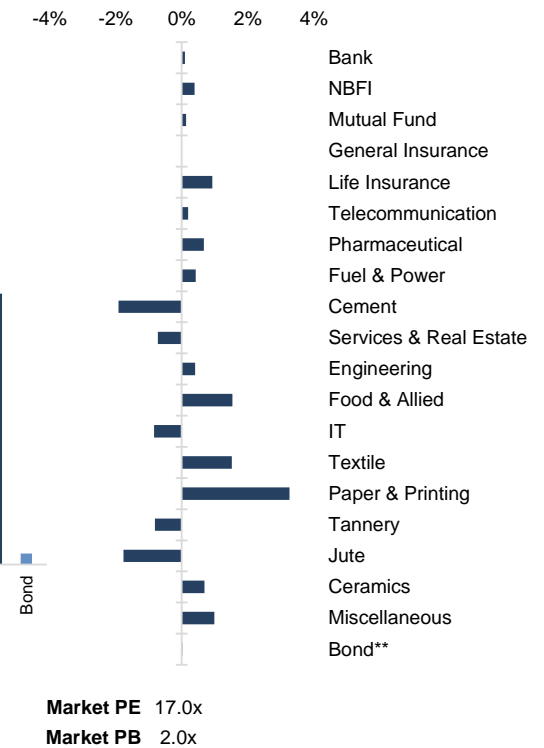


Figure: Sectorial Mcap Change



Market PE 17.0x
Market PB 2.0x

Fahim Hassan Research Associate (880) 1709636546 fahim.hassan@bracepl.com	Md. Mahmudul Hasan Junior Research Associate (880) 1708805201 mmahmudul.hasan@bracepl.com
---	---

Sector Index	Closing	Opening	Points Δ	%Δ	No. of Companies	Mcap (BDT Mn)	% of Total Mcap	Turnover (BDT Mn)	% of Total Turnover	PE	PB	Top Twenty Market Cap	Mcap (BDT Mn)	% of Total Mcap	Turnover (BDT Mn)	PE	PB
Bank	1,600	1,598	+1.58	+0.10%	33	740,735	14.9%	437.1	5.1%	8.1x	0.9x	GP	479,897	9.6%	0.0	14.1x	9.6x
NBFI	2,263	2,254	+8.86	+0.39%	23	220,262	4.4%	310.2	3.6%	NM	4.0x	WALTONHIL	338,977	6.8%	1.1	23.5x	3.6x
Mutual Fund	886	885	+1.19	+0.13%	37	40,824	0.8%	32.7	0.4%	NM	0.8x	BATBC	336,744	6.8%	74.1	22.5x	9.2x
General Insurance	4,334	4,334	-0.06	-0.00%	40	126,971	2.5%	312.3	3.7%	20.1x	2.2x	SQRPHARMA	200,515	4.0%	60.1	11.3x	2.1x
Life Insurance	2,743	2,717	+25.20	+0.93%	13	77,403	1.6%	394.6	4.6%	NM	NM	ROBI	192,232	3.9%	12.5	83.7x	2.9x
Telecommunication	5,985	5,974	+11.66	+0.20%	3	706,792	14.2%	26.8	0.3%	18.3x	5.6x	UPGDCL	147,764	3.0%	4.5	12.0x	5.0x
Pharmaceutical	4,003	3,976	+26.80	+0.67%	32	746,454	15.0%	918.5	10.7%	18.7x	2.7x	RENATA	146,351	2.9%	17.5	27.1x	5.4x
Fuel & Power	1,894	1,886	+8.09	+0.43%	23	495,028	9.9%	383.0	4.5%	12.1x	1.3x	BEXIMCO	132,061	2.7%	867.5	10.6x	1.8x
Cement	2,675	2,727	-52.16	-1.91%	7	131,751	2.6%	214.1	2.5%	19.6x	2.7x	ICB	96,376	1.9%	11.4	50.1x	2.2x
Services & Real Estate	1,506	1,517	-10.98	-0.72%	8	57,464	1.2%	171.5	2.0%	NM	1.2x	LHBL	85,942	1.7%	163.7	22.2x	4.3x
Engineering	4,860	4,840	+19.83	+0.41%	42	569,161	11.4%	1,158.8	13.6%	19.3x	2.0x	BXPHARMA	85,163	1.7%	94.9	14.0x	2.2x
Food & Allied	25,391	25,007	+384.07	+1.54%	21	448,926	9.0%	454.4	5.3%	28.0x	9.7x	BERGERPBL	83,063	1.7%	0.2	27.5x	7.5x
IT	3,230	3,257	-27.21	-0.84%	11	39,409	0.8%	303.7	3.6%	31.5x	2.7x	BRACBANK	76,987	1.5%	67.1	13.4x	1.6x
Textile	1,659	1,634	+24.87	+1.52%	58	179,383	3.6%	1,431.3	16.7%	30.6x	1.1x	MARICO	75,855	1.5%	7.9	22.0x	29.4x
Paper & Printing	9,221	8,929	+291.76	+3.27%	6	33,218	0.7%	328.2	3.8%	NM	2.3x	BEACONPHAR	52,576	1.1%	19.8	44.9x	9.4x
Tannery	3,873	3,905	-31.60	-0.81%	6	41,018	0.8%	280.5	3.3%	NM	4.1x	ISLAMIBANK	52,325	1.1%	24.2	9.7x	0.8x
Jute	8,858	9,017	-158.94	-1.76%	3	2,055	0.0%	11.3	0.1%	NM	25.0x	DUTCHBANGL	49,082	1.0%	11.0	8.4x	1.4x
Ceramics	759	754	+5.18	+0.69%	5	33,939	0.7%	127.9	1.5%	33.2x	2.1x	POWERGRID	45,615	0.9%	49.5	13.1x	0.5x
Miscellaneous	4,706	4,660	+46.08	+0.99%	14	258,841	5.2%	1,251.2	14.6%	14.5x	2.3x	SUMITPOWER	42,181	0.8%	18.8	8.9x	1.2x
Bond**	89	89	+0.02	+0.02%	7	32,417	0.7%	2.3	0.0%	NM	NM	TITASGAS	42,042	0.8%	21.2	12.3x	0.6x

Top Ten Gainers	Close Price (BDT)	Δ%	Turnover (BDT Mn)	PE	PB	Top Twenty Free Float Mcap	Free Float Mcap (BDT Mn)	% of Total Free Float Mcap	PE	PB	Most Traded Share	Close Price (BDT)	Δ%	Turnover (BDT Mn)	PE	PB
CROWNCMNT	67.9	+9.9%	7.0	15.1x	1.3x	SQRPHARMA	131,197	7.0%	11.3x	2.1x	BEXIMCO	150.7	+2.0%	867.5	10.6x	1.8x
DSSL	19.0	+9.8%	214.6	15.9x	1.0x	BATBC	89,069	4.8%	22.5x	9.2x	ANWARGALV	430.1	-2.4%	265.1	46.5x	20.5x
TAMIJTEX	267.9	+8.7%	31.1	57.6x	3.2x	BEXIMCO	88,019	4.7%	10.6x	1.8x	ORIONPHARM	108.9	+0.1%	258.9	27.2x	1.3x
TUNGHAI	6.7	+8.1%	1.8	NM	NM	RENATA	71,317	3.8%	27.1x	5.4x	BSC	125.2	-2.6%	252.8	11.0x	1.8x
CNATEX	9.9	+6.5%	40.9	NM	0.7x	BXPHARMA	59,461	3.2%	14.0x	2.2x	DSSL	19.0	+9.8%	214.6	15.9x	1.0x
SONALIPAPR	716.3	+6.1%	181.6	63.4x	2.9x	GP	47,990	2.6%	14.1x	9.6x	NATLIFEINS	215.0	-1.2%	210.6	NM	NM
CENTRALPHL	16.2	+5.2%	35.9	NM	2.6x	BRACBANK	41,388	2.2%	13.4x	1.6x	FORTUNE	128.5	-0.6%	200.2	44.0x	8.5x
ADNTEL	61.3	+5.1%	103.8	23.6x	2.3x	BEACONPHAR	36,803	2.0%	44.9x	9.4x	SONALIPAPR	716.3	+6.1%	181.6	63.4x	2.9x
IMAMBUTTON	32.3	+4.9%	5.0	NM	6.7x	LHBL	30,355	1.6%	22.2x	4.3x	APEXSPINN	183.5	+2.8%	173.8	61.4x	3.3x
DELTALIFE	164.0	+4.6%	88.0	NM	NM	EBL	25,574	1.4%	6.8x	1.2x	LHBL	74.0	-3.9%	163.7	22.2x	4.3x

Top Ten Losers	Close Price (BDT)	Δ%	Turnover (BDT Mn)	PE	PB	Block Trade	Maximum Price (BDT)	Minimum Price (BDT)	No. of Trade	Quantity ('000)	Turnover (BDT Mn)
HAKKANIPUL	63.1	-4.7%	33.5	NM	2.6x	GENEXIL	150.0	150.0	1.0	550	82.50
1STPRIMFMF	17.1	-3.9%	3.5	NM	1.6x	ORIONPHARM	118.2	106.0	3.0	346	37.61
SAMATALETH	83.8	-3.9%	12.5	NM	5.8x	BDLAMPS	346.5	346.5	1.0	98	33.96
LHBL	74.0	-3.9%	163.7	22.2x	4.3x	BPML	59.8	59.8	1.0	458	27.36
AMBEEPHA	517.0	-3.8%	2.9	NM	27.3x	AGNISYSL	28.4	25.1	7.0	941	23.76
AZIZPIPES	110.7	-3.6%	9.7	NM	NM	SAIFPOWER	45.0	44.0	4.0	490	22.04
MONNOCERA	119.2	-3.5%	35.2	NM	2.1x	KTL	38.5	38.5	7.0	450	17.33
MEGCONMILK	17.0	-3.4%	0.8	NM	NM	BARKAPOWER	24.8	24.8	1.0	660	16.37
GQBALLPEN	121.6	-3.3%	24.3	NM	0.9x	NATLIFEINS	225.0	225.0	1.0	44	9.90
STANCERAM	166.1	-3.1%	5.9	NM	22.7x	RAKCERAMIC	55.0	55.0	2.0	180	9.90

*NBFI Sector PE calculation methodology has been modified to reflect positive earnings only.

** The base of the Bond index starts at 100, starting from Jan 13, 2022

N.B: Ticker of MICEENT has changed to "CROWNCMNT" from today

Block Trade	Maximum Price (BDT)	Minimum Price (BDT)	Turnover (BDT Mn)	Quantity ('000)	No. of Trade
GENEXIL	150.0	150.0	82.5	550	1
ORIONPHARM	118.2	106.0	37.6	346	3
BDLAMPS	346.5	346.5	34.0	98	1
BPML	59.8	59.8	27.4	458	1
AGNISYSL	28.4	25.1	23.8	941	7
SAIFPOWER	45.0	44.0	22.0	490	4
KTL	38.5	38.5	17.3	450	7
BARKAPOWER	24.8	24.8	16.4	660	1
NATLIFEINS	225.0	225.0	9.9	44	1
RAKCERAMIC	55.0	55.0	9.9	180	2
NAHEEACP	55.8	55.7	8.4	150	2
LANKABAFIN	39.8	39.8	8.0	200	1
SKICL	67.0	67.0	6.8	102	1
BEXIMCO	153.0	153.0	5.5	36	1
COPPERTECH	45.1	42.5	4.6	105	5
GREENDELTA	93.4	93.4	1.9	20	1
SQURPHARMA	229.0	229.0	1.5	7	1
RDFOOD	59.0	59.0	1.5	25	1
SILCOPHL	27.3	27.3	1.4	50	1
KBPPWBIL	13.6	13.6	1.4	100	1
SALVOCHEM	62.4	61.3	1.2	19	2
PROVATIINS	110.0	110.0	1.1	10	1
Total			328.1		53

Important DSE News

OLYMPIC

Refer to their earlier news disseminated by DSE on 30.11.2020 regarding Import of New Machineries and Appointment of Nominated Director, the Company has further informed that commercial production of newly installed cracker and hard dough biscuit line having production capacity of around 12,442 metric tons per annum has been successfully commissioned with effect from February 22, 2022.

Upcoming Corporate Events

DSE Ticker	Right Share	Dividend		Event	Date
		Stock	Cash		
Khan Brothers PP Woven Bag Industries Limited	-	0.0%	2.0%	Record Date	24-Feb-22
Alltex Industries Ltd.	-	0.0%	1.0%	Record Date	24-Feb-22
RAK Ceramics (Bangladesh) Limited	-	0.0%	12.5%	Record Date	24-Feb-22
Advent Pharma Limited	-	2.0%	0.0%	Record Date	27-Feb-22
SAIF Powertec Limited	-	6.0%	0.0%	Record Date	28-Feb-22
Kay & Que (Bangladesh) Ltd.	-	5.0%	0.0%	Record Date	28-Feb-22
Shepherd Industries Limited	-	2.5%	0.0%	Record Date	28-Feb-22
NCCBL Mutual Fund-1	-	0.0%	12.0%	Record Date	1-Mar-22
Intraco Refueling Station Limited	-	8.0%	0.0%	Record Date	1-Mar-22
Quasem Industries Ltd.	-	10.0%	0.0%	Record Date	1-Mar-22
Associated Oxygen Limited	-	7.0%	0.0%	Record Date	2-Mar-22
British American Tobacco Bangladesh Company Limited	-	0.0%	150.0%	Record Date	3-Mar-22
Vanguard AML Rupali Bank Balanced Fund	-	0.0%	10.0%	Record Date	6-Mar-22
Reliance Insurance Ltd.	-	0.0%	25.0%	Record Date	7-Mar-22
IDLC Finance Ltd.	-	5.0%	15.0%	Record Date	8-Mar-22
Green Delta Insurance Ltd.	-	0.0%	30.0%	Record Date	8-Mar-22
Bangladesh Finance Limited	-	6.0%	6.0%	Record Date	9-Mar-22

Disclaimer: This report has been prepared by BRAC EPL Stock Brokerage Ltd and is provided for information purposes. It is not, under any circumstances, to be used or considered as an offer to sell, or a solicitation of any offer to buy. Reasonable care has been taken to ensure that the information is not untrue and misleading. BRAC EPL Stock Brokerage Ltd makes no representation or warranty as to the accuracy or completeness of such information. All opinions and estimates included in this report constitute our judgment as of this date and are subject to change without notice.