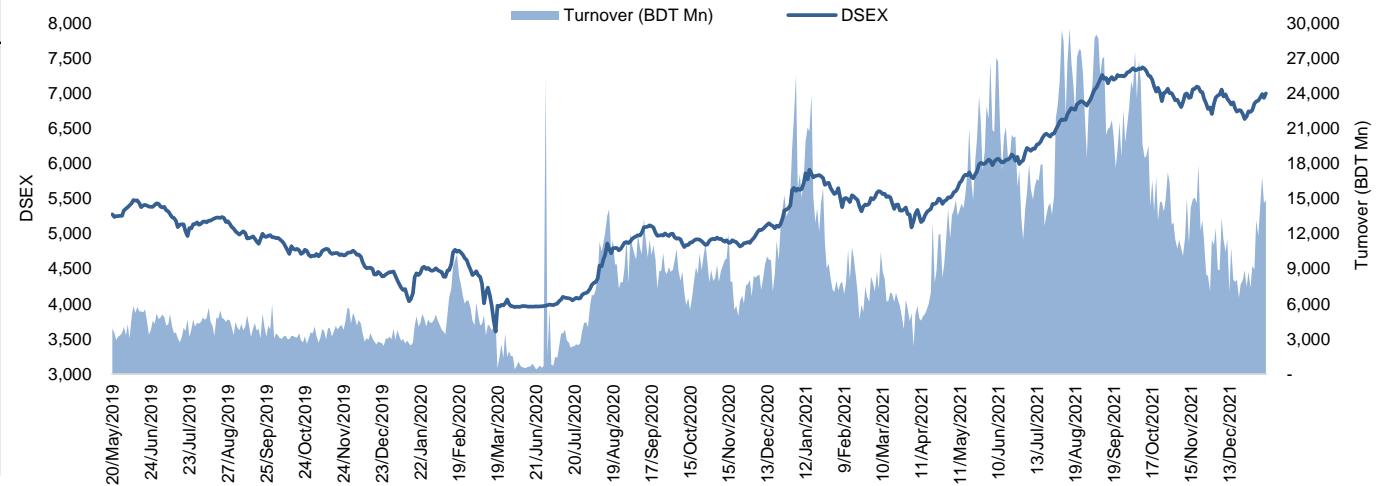


## Daily Market Update

The market closed in green today. The benchmark index DSEX (+0.89%) gained 61.54 points and closed at 6,994.15. The blue-chip index DS30 (+1.06%), the Shariah-based index DSES (+0.85%), and the large-cap index CDSET (+1.19%) closed at 2,606.55, 1,480.69, and 1,402.58 points, respectively. All the large-cap sectors posted positive performance today. Fuel & Power booked the highest gain of 2.65% followed by NBF1 (+2.17%), Telecommunication (+1.05%), Engineering (+0.82%), Pharmaceutical (+0.46%), Food & Allied (+0.15%), and Bank (-0.23%), respectively. Block trades contributed 0.6% of the overall market turnover. Power Grid Company of Bangladesh Ltd. (+9.7%) was the most traded share with a turnover of BDT 1,010 million.



Index	Closing	Opening	Point Δ	%Δ	YTD %Δ
DSEX	6,994.15	6,932.61	+61.54	+0.89%	+3.5%
DS30	2,606.55	2,579.12	+27.42	+1.06%	+2.9%
DSES	1,480.69	1,468.14	+12.55	+0.85%	+3.5%
CDSET	1,402.58	1,386.07	+16.51	+1.19%	+3.2%

	Advanced	Declined	Unchanged	Total
All Category	178	158	41	377
A Category (Equity)	123	108	23	254
B Category (Equity)	40	28	15	83
N Category (Equity)	5	6	0	11
Z Category (Equity)	10	16	3	29
Mutual Funds	6	20	10	36
Corporate Bonds	1	1	1	3

	Today	Last Day	Daily %Δ	
Mcap	Mn BDT	5,587,543	5,545,487	+0.8%
	Mn USD	65,123	64,633	
Turnover	Mn BDT	14,875	14,611	+1.8%
	Mn USD	173	170	
Volume	Mn Shares	309	312	-1.0%
No. of Trade		237,951	234,124	+1.6%

Figure: Sectorial Turnover (BDT)

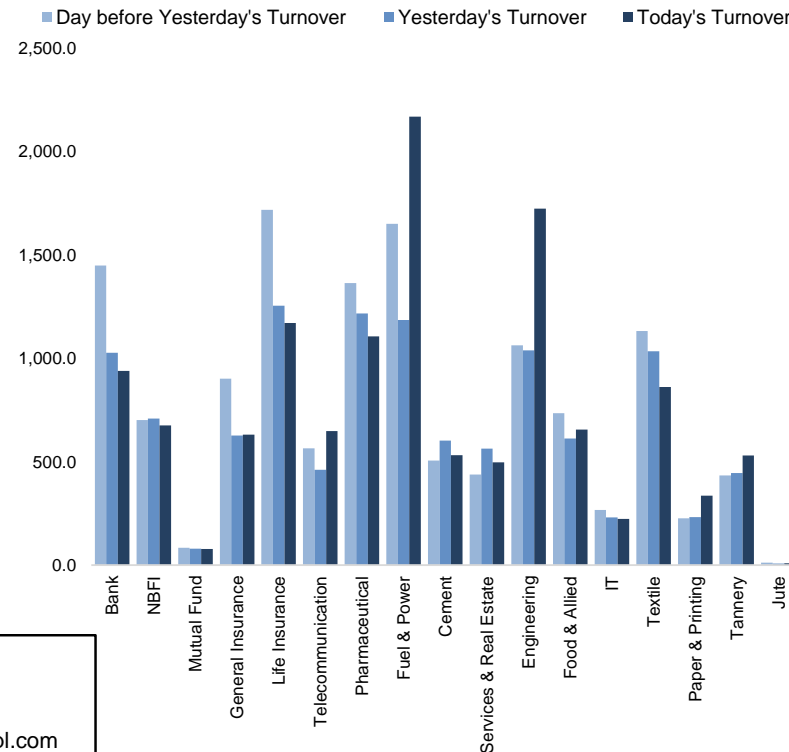
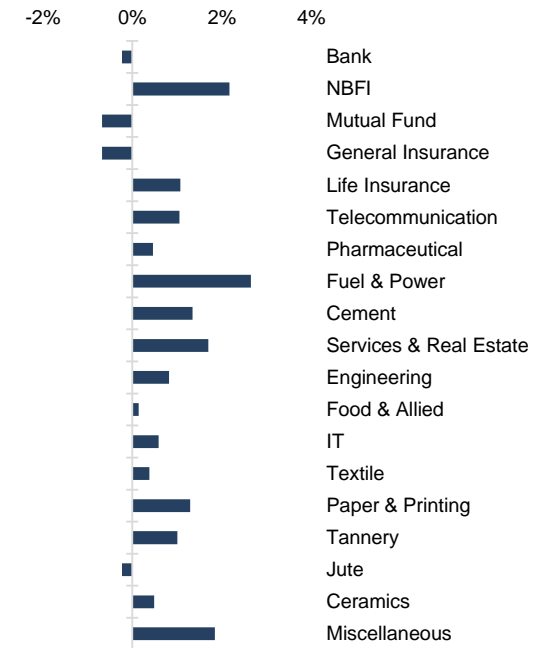


Figure: Sectorial Mcap Change



Market PE 17.4x  
Market PB 2.0x

**Anika Mafiz**  
Research Analyst  
(880) 1708805206  
anika.mafiz@bracepl.com

**Fahim Hassan**  
Research Associate  
(880) 1709636546  
fahim.hassan@bracepl.com

Sector Index	Closing	Opening	Points Δ	%Δ	No. of Companies	Mcap (BDT Mn)	% of Total Mcap	Turnover (BDT Mn)	% of Total Turnover	PE	PB	Top Twenty Market Cap	Mcap (BDT Mn)	% of Total Mcap	Turnover (BDT Mn)	PE	PB
Bank	1,618	1,622	-3.67	-0.23%	32	737,990	14.8%	938.9	6.4%	8.2x	0.9x	GP	472,605	9.5%	44.1	13.0x	11.4x
NBFI	2,442	2,390	+51.95	+2.17%	23	239,080	4.8%	674.9	4.6%	22.7x	4.4x	BATBC	350,946	7.0%	120.7	25.6x	8.7x
Mutual Fund	905	912	-6.16	-0.68%	37	41,515	0.8%	77.9	0.5%	NM	0.8x	WALTONHIL	346,096	6.9%	7.0	22.7x	3.8x
General Insurance	4,516	4,547	-30.64	-0.67%	39	131,158	2.6%	630.9	4.3%	20.6x	2.2x	ROBI	199,565	4.0%	41.4	86.9x	3.0x
Life Insurance	2,882	2,851	+30.62	+1.07%	13	83,097	1.7%	1,170.9	8.0%	NM	NM	SQURPHARMA	192,537	3.9%	84.7	11.3x	2.0x
Telecommunication	6,008	5,945	+62.51	+1.05%	3	712,391	14.3%	647.7	4.4%	17.5x	6.1x	UPGDCL	149,272	3.0%	31.8	13.7x	4.2x
Pharmaceutical	3,918	3,900	+18.03	+0.46%	32	725,743	14.5%	1,105.6	7.6%	19.1x	2.7x	RENATA	139,898	2.8%	21.7	26.9x	5.2x
Fuel & Power	1,963	1,913	+50.74	+2.65%	23	514,458	10.3%	2,167.5	14.8%	12.8x	1.3x	BEXIMCO	132,675	2.7%	943.0	13.2x	1.8x
Cement	2,839	2,801	+37.78	+1.35%	7	142,077	2.8%	532.0	3.6%	19.8x	2.9x	ICB	107,738	2.2%	39.5	76.3x	2.4x
Services & Real Estate	1,397	1,374	+23.40	+1.70%	8	54,772	1.1%	496.5	3.4%	NM	1.1x	LHBL	96,626	1.9%	507.7	24.5x	5.0x
Engineering	4,827	4,788	+39.34	+0.82%	42	578,440	11.6%	1,723.7	11.8%	19.3x	2.2x	BXPHERMA	88,286	1.8%	109.3	16.0x	2.3x
Food & Allied	25,792	25,755	+37.63	+0.15%	20	455,643	9.1%	655.0	4.5%	31.2x	9.2x	BERGERPBL	81,778	1.6%	4.2	26.3x	6.8x
IT	3,343	3,323	+19.57	+0.59%	11	43,031	0.9%	222.8	1.5%	36.8x	3.1x	BRACBANK	77,962	1.6%	39.6	13.6x	1.6x
Textile	1,523	1,517	+5.80	+0.38%	58	166,853	3.3%	861.3	5.9%	36.0x	1.0x	MARICO	72,743	1.5%	11.7	22.0x	30.9x
Paper & Printing	9,260	9,142	+118.03	+1.29%	6	32,891	0.7%	335.4	2.3%	NM	2.3x	BEACONPHAR	55,579	1.1%	22.6	48.0x	9.7x
Tannery	3,567	3,532	+35.49	+1.00%	6	38,542	0.8%	530.3	3.6%	NM	3.8x	POWERGRID	53,027	1.1%	1,010.2	16.0x	0.6x
Jute	8,538	8,557	-19.40	-0.23%	3	2,004	0.0%	8.3	0.1%	NM	20.2x	ISLAMIBANK	51,681	1.0%	5.0	9.6x	0.8x
Ceramics	707	704	+3.45	+0.49%	5	32,054	0.6%	67.0	0.5%	32.9x	2.0x	DUTCHBANGL	50,094	1.0%	29.6	8.6x	1.4x
Miscellaneous	4,819	4,732	+87.45	+1.85%	14	257,845	5.2%	1,781.7	12.2%	17.1x	2.3x	TITASGAS	44,614	0.9%	403.4	13.0x	0.6x
												SUMITPOWER	42,929	0.9%	47.5	8.1x	1.1x

Top Ten Gainers	Close Price (BDT)	Δ%	Turnover (BDT Mn)	PE	PB
POPULARLIF	90.2	+10.0%	68.1	NM	NM
FAREASTLIF	82.6	+10.0%	87.1	NM	NM
RANFOUNDRY	176.3	+10.0%	81.1	47.8x	5.8x
BSC	115.7	+10.0%	655.8	13.6x	1.8x
ISNLTD	45.3	+10.0%	19.7	NM	17.4x
BPML	61.9	+9.9%	183.4	25.2x	1.3x
COPPERTECH	43.3	+9.9%	216.9	36.4x	3.5x
EHL	55.7	+9.9%	64.9	14.4x	0.8x
ACMEPL	33.5	+9.8%	104.1	20.5x	1.8x
POWERGRID	74.4	+9.7%	1,010.2	16.0x	0.6x

Top Ten Losers	Close Price (BDT)	Δ%	Turnover (BDT Mn)	PE	PB
DACCADYE	23.0	-6.1%	66.1	29.5x	0.7x
LOVELLO	43.9	-5.0%	207.8	28.0x	3.4x
KDSALTD	65.7	-4.9%	89.4	27.6x	2.6x
SONALIPAPR	738.7	-3.5%	81.1	NM	3.0x
ICBAMCL2ND	9.1	-3.2%	1.8	NM	1.5x
SEMLIBLSF	9.2	-3.2%	3.9	NM	1.0x
SIBL	15.4	-3.1%	49.1	9.2x	0.8x
MTB	19.1	-3.0%	3.2	27.1x	0.9x
RNSPIN	6.6	-2.9%	8.3	NM	55.0x
MIRAKHTER	66.1	-2.9%	51.0	17.3x	1.4x

Top Twenty Free Float Mcap	Free Float Mcap (BDT Mn)	% of Total Free Float Mcap	PE	PB
SQURPHARMA	125,977	6.7%	11.3x	2.0x
BATBC	92,825	4.9%	25.6x	8.7x
BEXIMCO	92,143	4.9%	13.2x	1.8x
RENATA	68,298	3.6%	26.9x	5.2x
BXPHERMA	61,641	3.3%	16.0x	2.3x
GP	47,261	2.5%	13.0x	11.4x
BRACBANK	41,912	2.2%	13.6x	1.6x
BEACONPHAR	38,903	2.1%	48.0x	9.7x
LHBL	34,128	1.8%	24.5x	5.0x
EBL	25,441	1.4%	6.7x	1.2x
ISLAMIBANK	25,159	1.3%	9.6x	0.8x
ROBI	19,857	1.1%	86.9x	3.0x
OLYMPIC	19,684	1.0%	17.3x	3.4x
CITYBANK	19,627	1.0%	6.5x	0.9x
PUBALIBANK	19,585	1.0%	5.4x	0.7x
IFIC	19,116	1.0%	14.6x	1.0x
BSRMLTD	18,821	1.0%	6.2x	1.0x
NBL	16,665	0.9%	6.6x	0.4x
ALARABANK	16,528	0.9%	10.3x	1.2x
SUMITPOWER	15,793	0.8%	8.1x	1.1x

\*NBFI Sector PE calculation methodology has been modified to reflect positive earnings only.

Most Traded Share	Close Price (BDT)	Δ%	Turnover (BDT Mn)	PE	PB
POWERGRID	74.4	+9.7%	1,010.2	16.0x	0.6x
BEXIMCO	151.4	+2.9%	943.0	13.2x	1.8x
BSC	115.7	+10.0%	655.8	13.6x	1.8x
BSCCL	243.9	+8.0%	562.3	19.1x	4.4x
FORTUNE	119.0	+2.4%	510.0	51.1x	8.1x
LHBL	83.2	+2.1%	507.7	24.5x	5.0x
DELTA LIFE	196.3	-2.3%	461.0	NM	NM
TITASGAS	45.1	+9.7%	403.4	13.0x	0.6x
GPHISPAT	59.7	+5.9%	314.0	14.2x	2.1x
SAIFPOWER	42.3	+2.4%	254.0	23.6x	2.5x

Block Trade	Maximum Price (BDT)	Price (BDT)	No. of Trade	Quantity ('000)	Turnover (BDT Mn)
GBBPOWER	36.0	35.0	6.0	1,100	38.60
LHBL	85.5	85.5	1.0	320	27.36
SUMITPOWER	39.7	39.7	1.0	658	26.11
POWERGRID	72.5	67.0	15.0	237	16.87
EHL	47.0	47.0	1.0	322	15.13
LOVELLO	50.0	42.0	3.0	300	13.60
AL-HAJTEX	80.2	78.5	5.0	170	13.47
ANWARGALV	396.0	356.0	5.0	31	11.73
BEXIMCO	159.9	145.0	6.0	60	9.42
SAMORITA	93.0	93.0	1.0	85	7.91

Block Trade	Maximum Price (BDT)	Minimum Price (BDT)	Turnover (BDT Mn)	Quantity ('000)	No. of Trade
GBBPOWER	36.0	35.0	38.6	1,100	6
LHBL	85.5	85.5	27.4	320	1
SUMITPOWER	39.7	39.7	26.1	658	1
POWERGRID	72.5	67.0	16.9	237	15
EHL	47.0	47.0	15.1	322	1
LOVELLO	50.0	42.0	13.6	300	3
AL-HAJTEX	80.2	78.5	13.5	170	5
ANWARGALV	396.0	356.0	11.7	31	5
BEXIMCO	159.9	145.0	9.4	60	6
SAMORITA	93.0	93.0	7.9	85	1
FAREASTLIF	80.1	80.0	7.3	91	4
APEXTANRY	130.0	130.0	6.5	50	1
PHOENIXFIN	27.5	27.5	5.8	210	2
BPML	57.5	55.5	5.6	100	3
BSCCL	225.0	225.0	5.0	22	1
ACMEPL	30.1	30.1	3.0	100	1
SHURWID	19.5	19.5	2.9	150	1
DHAKABANK	14.0	13.5	2.5	186	2
DAFODILCOM	67.5	67.5	2.5	37	1
SALVOCHEM	54.7	53.4	2.4	44	2
PRIMEBANK	22.2	22.2	2.2	101	1
BSC	98.0	94.7	2.1	22	3
<b>Total</b>			<b>246.4</b>		<b>87</b>

**Important DSE News**
**EHL**

Mr. Manzurul Islam, one of the Directors of the Company, has expressed his intention to buy 3,21,909 shares of the Company at prevailing market price (in the Block Market) through Dhaka Stock Exchange within next 30 working days.

**SALAMCRST**

Alpha Credit Rating Limited (Alpha Rating) has rated the Company as "A+" in the long term and "ST-3" in the short term along with a stable outlook based on audited financial statements of the Company as on June 30, 2021, and relevant qualitative information up to January 09, 2022.

**Upcoming Corporate Events**

DSE Ticker	Right Share	Dividend		Event	Date
		Stock	Cash		
Bangladesh Shipping Corporation	-	0.0%	12.0%	Record Date	16-Jan-22
Eastern Lubricants	-	20.0%	140.0%	Record Date	18-Jan-22
NLI First Mutual Fund	-	0.0%	0.0%	Record Date	06-Feb-22
Meghna Petroleum Limited	-	0.0%	150.0%	Record Date	25-Jan-22
Jamuna Oil Company Limited	-	0.0%	120.0%	Record Date	23-Jan-22
The Dacca Dyeing & Manufacturing Co.Ltd.	-	0.0%	2.0%	Record Date	03-Feb-22

**Disclaimer:** This report has been prepared by BRAC EPL Stock Brokerage Ltd and is provided for information purposes. It is not, under any circumstances, to be used or considered as an offer to sell, or a solicitation of any offer to buy. Reasonable care has been taken to ensure that the information is not untrue and misleading. BRAC EPL Stock Brokerage Ltd makes no representation or warranty as to the accuracy or completeness of such information. All opinions and estimates included in this report constitute our judgment as of this date and are subject to change without notice.